

**Cesar Chavez Community School  
Financial Update  
December 07, 2021**

**A. BARs**

<u>BAR #</u>	<u>Fund Description</u>	<u>Reason/Type</u>	<u>Amount</u>
<u>1</u>	None		

**B. Payroll & Accounts Payable Payment Vouchers**

1 October 2021

**C. Financial Statement Reports - as of October 31, 2021**

1 Financial Analysis

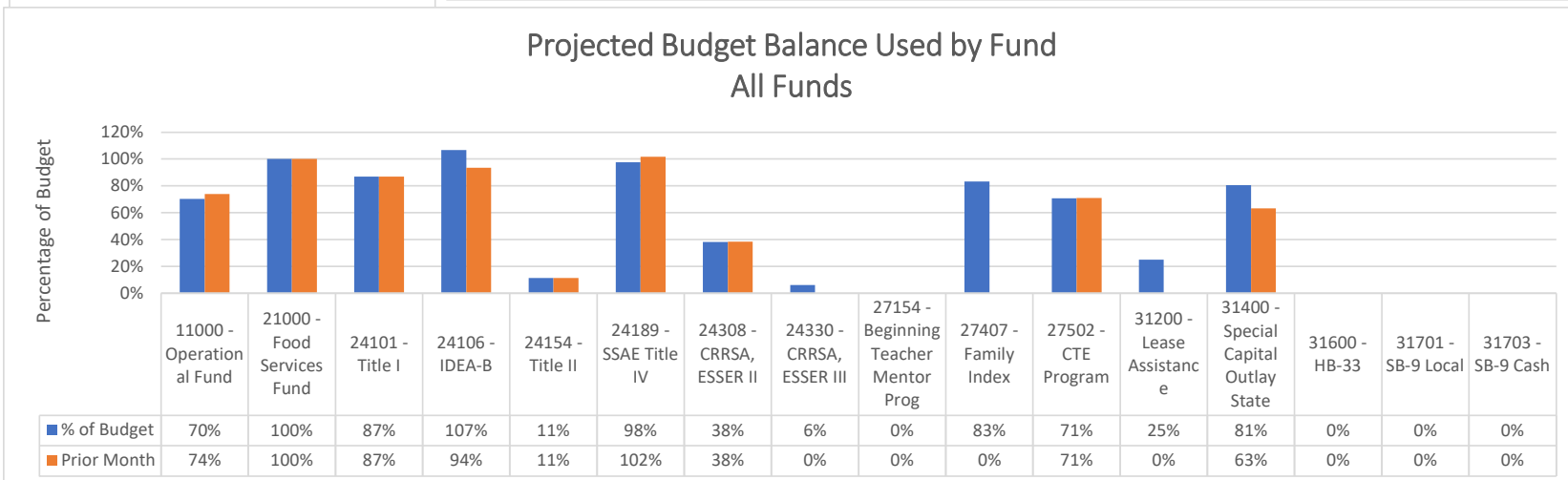
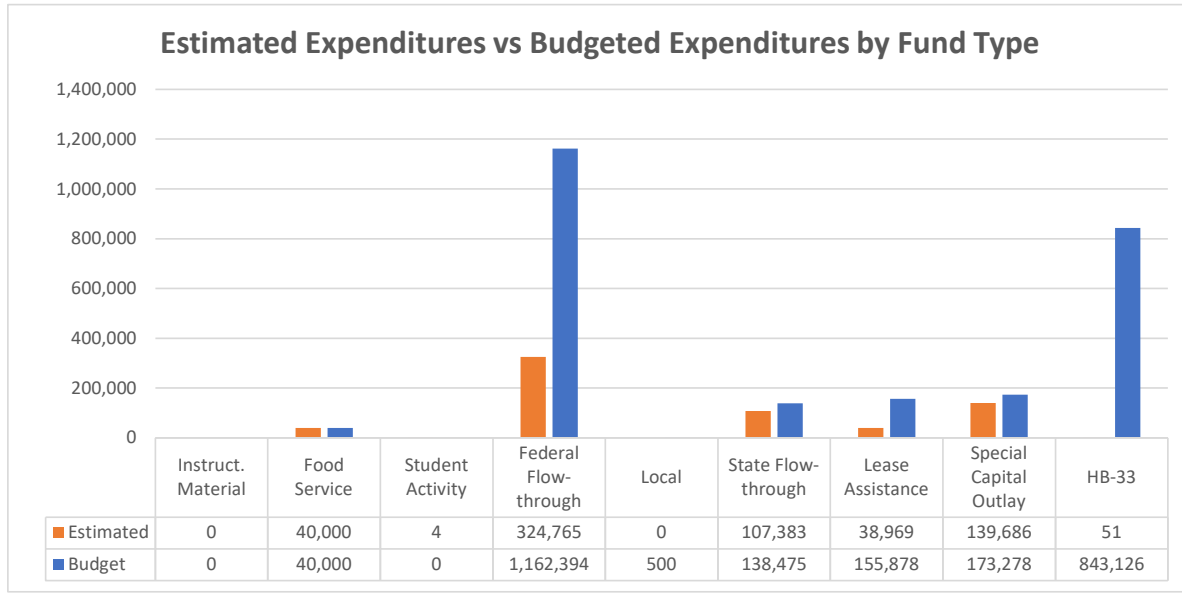
2 Bank Reconciliations

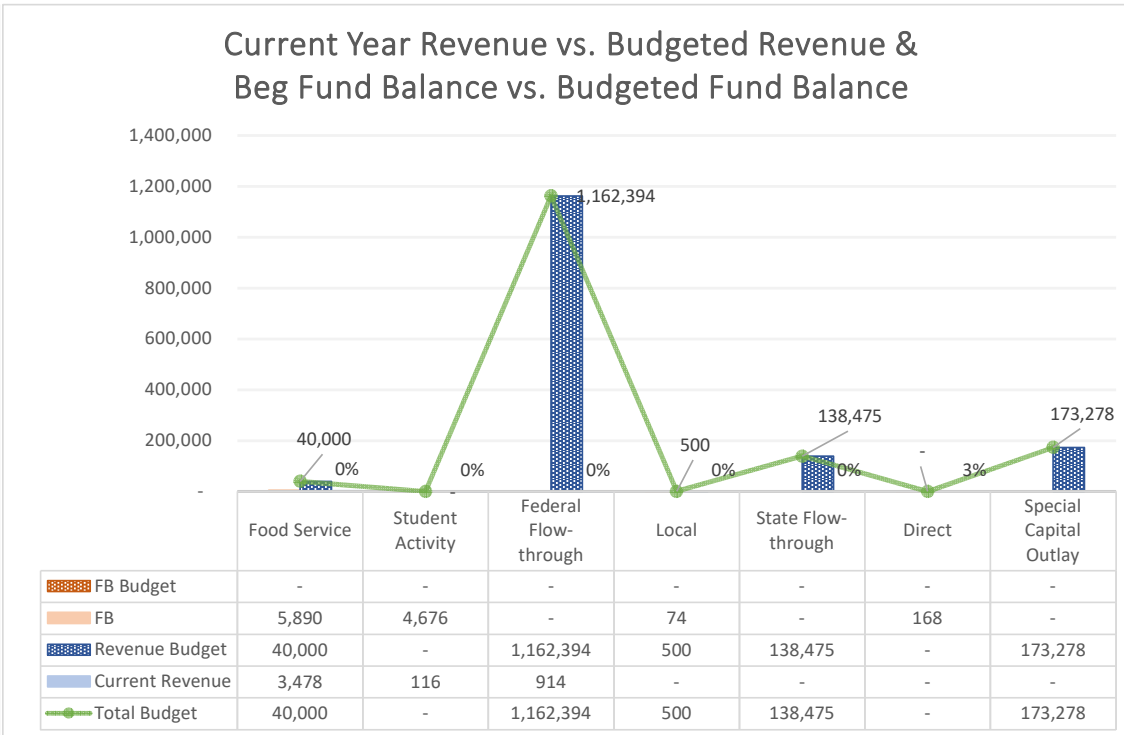
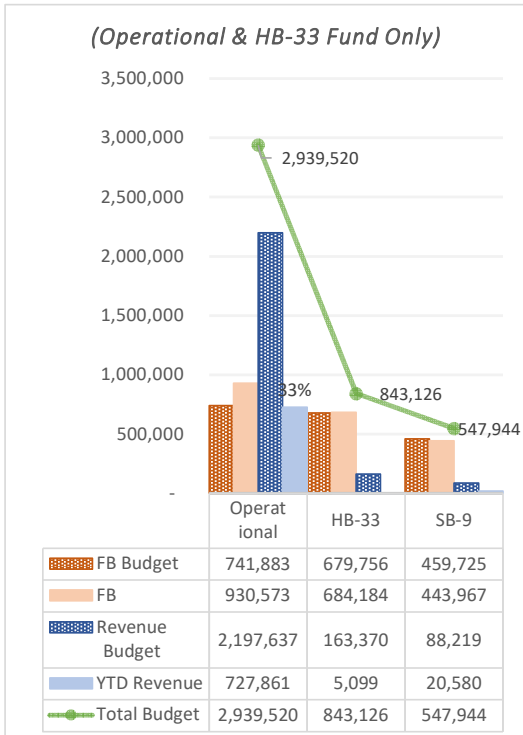
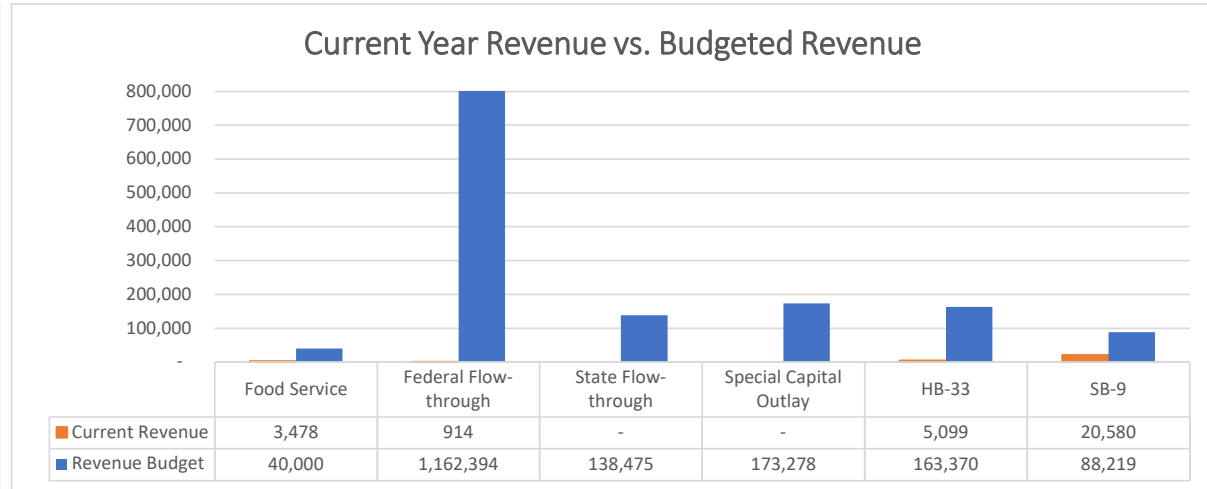
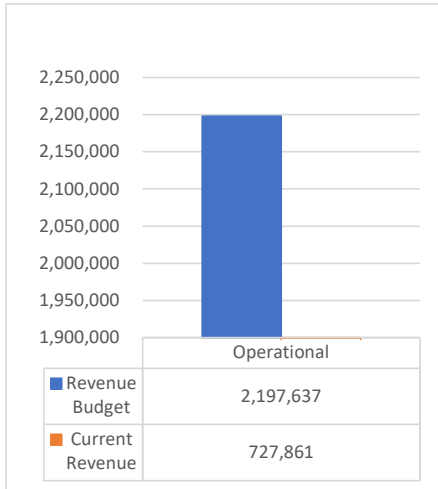
**D. Other**

# Cesar Chavez Community School

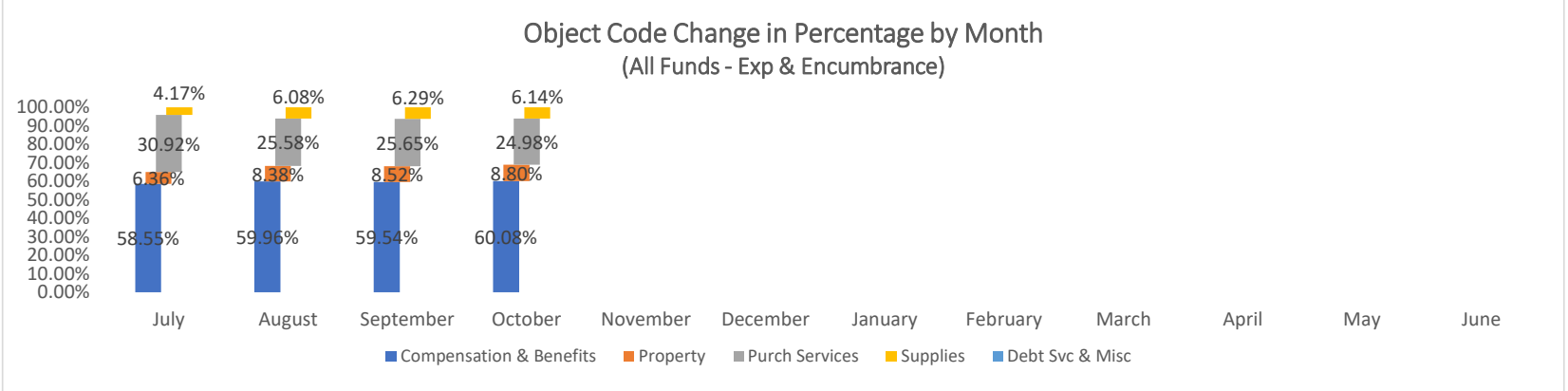
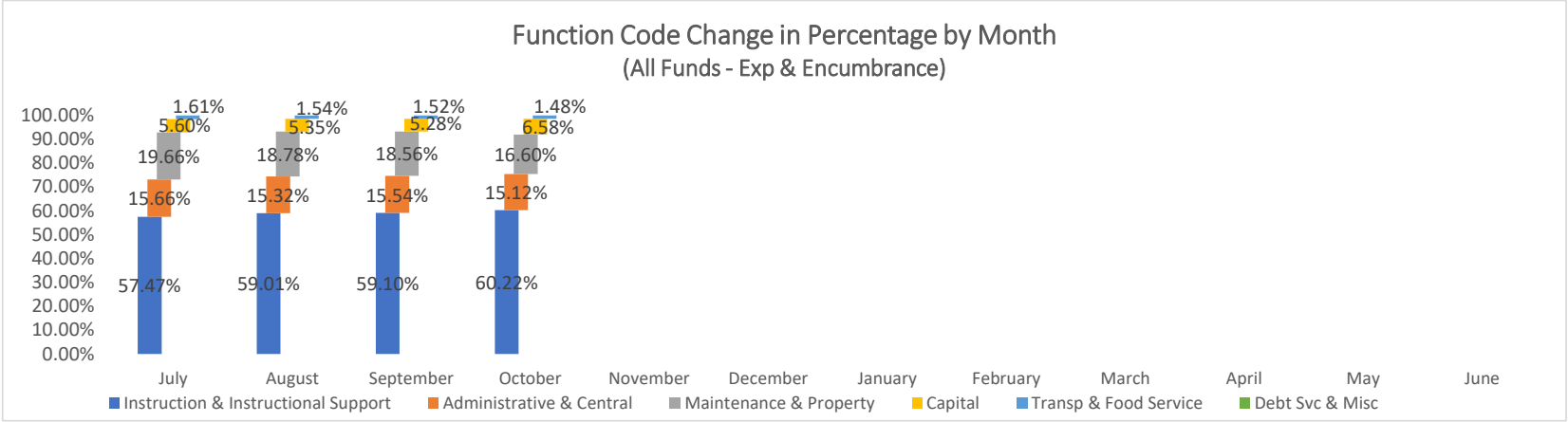
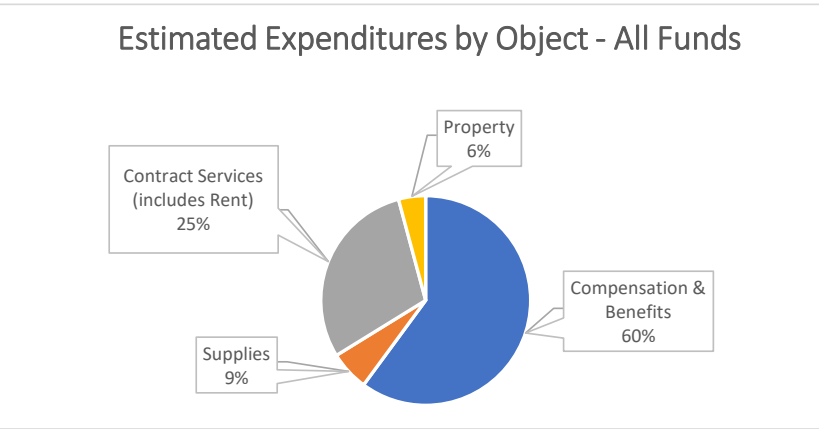
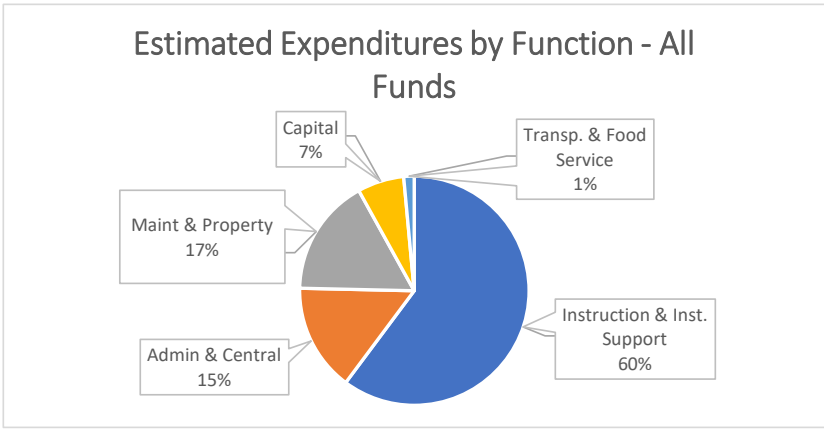
## Expenditure Analytical Review

October 31, 2021











## Checks Dated 10/01/2021 through 10/31/2021

Check Number	Check Date	Pay to the Order of	Check Amount
12857	10/04/2021	ACR LLC	329.96
12858	10/04/2021	Bowers, Amy	57.20
12859	10/04/2021	Century Link	89.84
12860	10/04/2021	CES	133.62
12861	10/04/2021	Danielle Archuleta	44.00
12862	10/04/2021	LaBarge Landscape	140.24
12863	10/04/2021	ServiceMaster OpCo Holdings LLC	1,324.11
12864	10/04/2021	SG Consulting Services, LLC	539.38
12865	10/04/2021	Wells Fargo Financial	1,589.40
12868	10/07/2021	NM Educational RetirementBoard	24,445.10
12869	10/07/2021	NM RHC	2,837.02
12870	10/08/2021	NM Taxation/Revenue Department	2,562.56
12871	10/08/2021	NMPSIA	17,623.56
12872	10/08/2021	EPARS TSA Consulting Group Inc	200.00
12873	10/13/2021	ABCWUA	10.59
12874	10/13/2021	ACES	10,378.92
12875	10/13/2021	Charter School Nursing	3,360.31
12876	10/13/2021	Crystal Springs Bottled Water	12.95
12877	10/13/2021	Siarza Social Digital LLC	254.60
12878	10/13/2021	Verizon Wireless	106.26
12879	10/13/2021	Waste Management of New Mexico	372.85
12880	10/13/2021	Century Link	643.97
12881	10/13/2021	TSA Consulting Group, Inc.	50.00
12882	10/20/2021	ABCWUA	322.63
12883	10/20/2021	Adobe Systems Incorporated	2,460.00
12884	10/20/2021	ADT Commercial LLC	657.72
12885	10/20/2021	Amazon.com	5,242.56
12886	10/20/2021	Arness, Tani	301.27
12887	10/20/2021	Cuddy & McCarthy LLP	352.42
12888	10/20/2021	LSG and Associates, Inc.	3,625.00
12889	10/20/2021	Century Link	107.32
12891	10/27/2021	3-C Institute for Social Devel poment	80.00
12892	10/27/2021	ACR LLC	329.96
12893	10/27/2021	CCCS Education Foundation	38,733.42
12894	10/27/2021	CES	855.17
12895	10/27/2021	Charter School Testing Svcs.	1,132.69
12896	10/27/2021	Everett, Nathan	600.00
12897	10/27/2021	PNM	901.98
12898	10/27/2021	CES	2,867.97
12899	10/27/2021	New Mexico Gas Company	53.13
12912	10/29/2021	NM Dept of Workforce Solutions	280.03
12913	10/31/2021	NM Educational RetirementBoard	24,964.06
12914	10/31/2021	EPARS TSA Consulting Group Inc	200.00
12915	10/31/2021	NM RHC	2,897.23
12916	10/31/2021	NM Taxation/Revenue Department	2,614.97
12930	10/31/2021	NMPSIA	18,661.50
<b>Total Number of Checks</b>			<b>46</b>
			<b>175,347.47</b>

The preceding Checks have been issued in accordance with the District's Policy and authorization of the Board of Trustees. It is recommended that the preceding Checks be approved.



Page 1 of 2

## Checks Dated 10/01/2021 through 10/31/2021

Check Number	Check Date	Pay to the Order of	Check Amount
--------------	------------	---------------------	--------------

## Fund Recap

<u>Fund</u>	<u>Description</u>	<u>Check Count</u>	<u>Expensed Amount</u>
11000	Operational Fund	45	150,133.33
24101	Title I - IASA	9	4,611.70
24106	IDEA-B Entitlement	10	4,384.66
24154	Teach./Princp. Train & Recruit	6	117.92
24189	SSAE Title IV	9	584.90
24190	Title I CSI	1	8.60
24308	CRRSA, ESSER II	10	10,575.44
27407	Family Income Index	4	1,343.56
27502	Next Gen CTE	8	815.57
31400	Special Capital Outlay State	1	2,771.79
	Total Number of Checks	<b>46</b>	175,347.47
	Less Unpaid Tax Liability		.00
	<b>Net (Check Amount)</b>		<b>175,347.47</b>

The preceding Checks have been issued in accordance with the District's Policy and authorization of the Board of Trustees. It is recommended that the preceding Checks be approved.



Bank Account 120MAIN - Wells Fargo Operating Account

Payment Id	Comment							
Check # 12857	11000	10/04/2021	Check Amt	329.96	Status Cleared	ACR LLC (001267/2)		
6138		STARS				11000- 2100- 55915- 0000- 512001- 0000- 00000		329.96
Check # 12858	11000	10/04/2021	Check Amt	57.20	Status Cleared	Bowers, Amy (010106/1)		
20210920		Self-Care Items				11000- 1000- 56118- 1010- 512001- 0000- 00000		57.20
Check # 12859	11000	10/04/2021	Check Amt	89.84	Status Printed	Century Link (001355/1)		
156B 20210928		Phone, Fax Service				11000- 2600- 54416- 0000- 512001- 0000- 00000		89.84
Check # 12860	11000	10/04/2021	Check Amt	133.62	Status Cleared	CES (000327/3)		
36-039539		Diagnosticians				11000- 2100- 53211- 2000- 512001- 0000- 00000		133.62
Check # 12861	11000	10/04/2021	Check Amt	44.00	Status Cleared	Danielle Archuleta (010150/1)		
NM0673906		Background Check				11000- 1000- 53711- 1010- 512001- 0000- 00000		44.00
Check # 12862	11000	10/04/2021	Check Amt	140.24	Status Cleared	LaBarge Landscape (010003/1)		
42069		Landscaping Services				11000- 2600- 54312- 0000- 512001- 0000- 00000		140.24
Check # 12863	11000	10/04/2021	Check Amt	1,324.11	Status Cleared	ServiceMaster OpCo Holdings LLC (010125/2)		
14961		Cleaning Services				11000- 2600- 55915- 0000- 512001- 0000- 00000		1,324.11
Check # 12864	11000	10/04/2021	Check Amt	539.38	Status Cleared	SG Consulting Services, LLC (001409/1)		
805		Lobbyist Services FY22				11000- 2300- 55915- 0000- 512001- 0000- 00000		539.38
Check # 12865	11000	10/04/2021	Check Amt	1,589.40	Status Cleared	Wells Fargo Financial (000647/1)		
5016965358		Copy Machine Lease				11000- 2500- 54620- 0000- 512001- 0000- 00000		1,589.40
* Break in sequence								
Check # 12868	11000	10/07/2021	Check Amt	24,445.10	Status Cleared	NM Educational RetirementBoard (900005/1)		
20210908-MAN		NM Educational RetirementBoard (900005/1) 09/08/2021 (MAN)				11000- - 23124- - - -		517.00
20210910-REG		NM Educational RetirementBoard (900005/1) 09/10/2021 (REG)				11000- - 23124- - - -		9,954.42
						24101- - 23124- - - -		631.97
						24106- - 23124- - - -		509.46
						24154- - 23124- - - -		23.27
						24189- - 23124- - - -		79.34
						24308- - 23124- - - -		630.37
						27502- - 23124- - - -		117.78
20210924-REG		NM Educational RetirementBoard (900005/1) 09/24/2021 (REG)				11000- - 23124- - - -		9,989.30
						24101- - 23124- - - -		631.97
						24106- - 23124- - - -		509.46
						24154- - 23124- - - -		23.27

Selection Sorted by Check Number, Inv #, Include Address=No, (Org = 120, Source = N, Pay To = N, Payment Method = N, Starting Check Date = 10/1/2021, Ending Check Date = 10/31/2021, Summary? = N, Sort/Group 1 = , Sort/Group 2 = )



Bank Account 120MAIN - Wells Fargo Operating Account

Payment Id	Comment								
Check # 12868	11000	10/07/2021	Check Amt	<b>24,445.10</b>	Status Cleared	<b>NM Educational RetirementBoard (900005/1) - continued</b>			
20210924-REG		NM Educational RetirementBoard (900005/1) 09/24/2021 (REG)			24189-	- 23124-	-	-	79.34
					24308-	- 23124-	-	-	630.37
					27502-	- 23124-	-	-	117.78
Check # 12869	11000	10/07/2021	Check Amt	<b>2,837.02</b>	Status Cleared	<b>NM RHC (900006/1)</b>			
20210908-MAN		NM RHC (900006/1) 09/08/2021 (MAN)			11000-	- 23123-	-	-	60.00
20210910-REG		NM RHC (900006/1) 09/10/2021 (REG)			11000-	- 23123-	-	-	1,155.28
					24101-	- 23123-	-	-	73.34
					24106-	- 23123-	-	-	59.13
					24154-	- 23123-	-	-	2.71
					24189-	- 23123-	-	-	9.21
					24308-	- 23123-	-	-	73.16
					27502-	- 23123-	-	-	13.66
20210924-REG		NM RHC (900006/1) 09/24/2021 (REG)			11000-	- 23123-	-	-	1,159.32
					24101-	- 23123-	-	-	73.34
					24106-	- 23123-	-	-	59.13
					24154-	- 23123-	-	-	2.71
					24189-	- 23123-	-	-	9.21
					24308-	- 23123-	-	-	73.16
					27502-	- 23123-	-	-	13.66
Check # 12870	11000	10/08/2021	Check Amt	<b>2,562.56</b>	Status Cleared	<b>NM Taxation/Revenue Department (900003/1)</b>			
20210908-MAN		NM Taxation/Revenue Department (900003/1) 09/08/2021 (MAN)			11000-	- 23142-	-	-	38.74
20210910-REG		NM Taxation/Revenue Department (900003/1) 09/10/2021 (REG)			11000-	- 23142-	-	-	1,094.48
					24101-	- 23142-	-	-	34.34
					24106-	- 23142-	-	-	58.58
					24154-	- 23142-	-	-	3.50
					24189-	- 23142-	-	-	8.76
					24308-	- 23142-	-	-	45.48
					27502-	- 23142-	-	-	13.82
20210924-REG		NM Taxation/Revenue Department (900003/1) 09/24/2021 (REG)			11000-	- 23142-	-	-	1,100.38
					24101-	- 23142-	-	-	34.34
					24106-	- 23142-	-	-	58.58
					24154-	- 23142-	-	-	3.50

Selection Sorted by Check Number, Inv #, Include Address=No, (Org = 120, Source = N, Pay To = N, Payment Method = N, Starting Check Date = 10/1/2021, Ending Check Date = 10/31/2021, Summary? = N, Sort/Group 1 = , Sort/Group 2 = )



Bank Account 120MAIN - Wells Fargo Operating Account

Payment Id	Comment								
Check # 12870	11000	10/08/2021	Check Amt	<b>2,562.56</b>	Status Cleared	<b>NM Taxation/Revenue Department (900003/1) - continued</b>			
20210924-REG		NM Taxation/Revenue Department (900003/1) 09/24/2021 (REG)			24189-	- 23142-	-	-	8.76
					24308-	- 23142-	-	-	45.48
					27502-	- 23142-	-	-	13.82
Check # 12871	11000	10/08/2021	Check Amt	<b>17,623.56</b>	Status Cleared	<b>NMPSIA (900001/1)</b>			
20210910-REG		NMPSIA (900001/1) 09/10/2021 (REG)			11000-	- 23125-	-	-	7,098.39
					24101-	- 23125-	-	-	400.21
					24106-	- 23125-	-	-	252.50
					24189-	- 23125-	-	-	51.97
					24308-	- 23125-	-	-	687.61
					27502-	- 23125-	-	-	53.16
20210924-REG		NMPSIA (900001/1) 09/24/2021 (REG)			11000-	- 23125-	-	-	7,098.37
					24101-	- 23125-	-	-	400.21
					24106-	- 23125-	-	-	252.50
					24189-	- 23125-	-	-	51.97
					24308-	- 23125-	-	-	687.61
					27502-	- 23125-	-	-	53.16
DP22-00005		DP 22-0005			11000- 1000- 52313- 1010- 512001- 0000- 00000				56.94-
					11000- 1000- 52314- 1010- 512001- 0000- 00000				7.88-
					11000- 2100- 52311- 0000- 512001- 0000- 00000				557.94
					11000- 2100- 52312- 0000- 512001- 0000- 00000				7.92
					11000- 2100- 52313- 0000- 512001- 0000- 00000				28.60
					11000- 2100- 52314- 0000- 512001- 0000- 00000				6.26
Check # 12872	11000	10/08/2021	Check Amt	<b>200.00</b>	Status Cleared	<b>EPARS TSA Consulting Group Inc (901000/1)</b>			
20210910-REG		EPARS TSA Consulting Group Inc (901000/1) 09/10/2021 (REG)			11000-	- 23147-	-	-	100.00
20210924-REG		EPARS TSA Consulting Group Inc (901000/1) 09/24/2021 (REG)			11000-	- 23147-	-	-	100.00
Check # 12873	11000	10/13/2021	Check Amt	<b>10.59</b>	Status Cleared	<b>ABCWUA (001289/1)</b>			
157799038570		Water Utilities			11000- 2600- 54415- 0000- 512001- 0000- 00000				10.59
Check # 12874	11000	10/13/2021	Check Amt	<b>10,378.92</b>	Status Cleared	<b>ACES (001522/2)</b>			
8280		Business Manager Services & Software			11000- 2500- 53414- 0000- 512001- 0000- 00000				10,378.92
Check # 12875	11000	10/13/2021	Check Amt	<b>3,360.31</b>	Status Cleared	<b>Charter School Nursing (000847/1)</b>			
12312018-190		Nurse Services			11000- 2100- 53414- 0000- 512001- 0000- 00000				3,360.31
Check # 12876	11000	10/13/2021	Check Amt	<b>12.95</b>	Status Cleared	<b>Crystal Springs Bottled Water (000334/1)</b>			

Selection Sorted by Check Number, Inv #, Include Address=No, (Org = 120, Source = N, Pay To = N, Payment Method = N, Starting Check Date = 10/1/2021, Ending Check Date = 10/31/2021, Summary? = N, Sort/Group 1 = , Sort/Group 2 = )



Bank Account 120MAIN - Wells Fargo Operating Account

Payment Id	Comment					
Check # 12876	11000	10/13/2021	Check Amt	12.95	Status Cleared	Crystal Springs Bottled Water (000334/1) - continued
398471		Bottled Water				11000- 2400- 56118- 0000- 512001- 0000- 00000 12.95
Check # 12877	11000	10/13/2021	Check Amt	254.60	Status Cleared	Siarza Social Digital LLC (010147/1)
090337		Siarza Integrated Marketing Plan				11000- 2500- 55400- 0000- 512001- 0000- 00000 254.60
Check # 12878	11000	10/13/2021	Check Amt	106.26	Status Cleared	Verizon Wireless (000658/1)
9888956982		Cell Phone Services				11000- 2600- 54416- 0000- 512001- 0000- 00000 106.26
Check # 12879	11000	10/13/2021	Check Amt	372.85	Status Cleared	Waste Management of New Mexico (001428/1)
0105702-0573-1		Waste Mangement				11000- 2600- 54415- 0000- 512001- 0000- 00000 372.85
Check # 12880	11000	10/13/2021	Check Amt	643.97	Status Cleared	Century Link (001355/1)
82196393		Phone, Fax Servcie				11000- 2600- 54416- 0000- 512001- 0000- 00000 643.97
Check # 12881	11000	10/13/2021	Check Amt	50.00	Status Cleared	TSA Consulting Group, Inc. (001363/1)
71441		Section 403B Admin. Charges				11000- 2500- 55915- 0000- 512001- 0000- 00000 50.00
Check # 12882	11000	10/20/2021	Check Amt	322.63	Status Cleared	ABCWUA (001289/1)
505232687324		Water Utilities				11000- 2600- 54415- 0000- 512001- 0000- 00000 18.21
515888406518		Water Utilities				11000- 2600- 54415- 0000- 512001- 0000- 00000 304.42
Check # 12883	11000	10/20/2021	Check Amt	2,460.00	Status Cleared	Adobe Systems Incorporated (010055/1)
260247208		Creative Cloud K12 Lincenses				11000- 1000- 56113- 1010- 512001- 0000- 00000 2,460.00
Check # 12884	11000	10/20/2021	Check Amt	657.72	Status Cleared	ADT Commercial LLC (000534/2)
142104094		Alarm				11000- 2600- 55915- 0000- 512001- 0000- 00000 357.39
142104095		Alarm				11000- 2600- 55915- 0000- 512001- 0000- 00000 300.33
Check # 12885	24308	10/20/2021	Check Amt	5,242.56	Status Cleared	Amazon.com (001361/1)
445578657344		Technolgy Items				24308- 1000- 57332- 1010- 512001- 0000- 00000 3,867.24
487874968349		Classroom Supplies				11000- 1000- 56112- 1010- 512001- 0000- 00000 298.35
545949968594		Technolgy Items				24308- 1000- 57332- 1010- 512001- 0000- 00000 376.99
646654764896		Technolgy Items				24308- 1000- 57332- 1010- 512001- 0000- 00000 99.99
858578435684		Classroom Supplies				11000- 1000- 56112- 1010- 512001- 0000- 00000 107.84
888586844664		Classroom Supplies				11000- 1000- 56112- 1010- 512001- 0000- 00000 14.17
946343469784		Technolgy Items				24308- 1000- 57332- 1010- 512001- 0000- 00000 278.00
964694596347		Technolgy Items				24308- 1000- 57332- 1010- 512001- 0000- 00000 199.98
Check # 12886	11000	10/20/2021	Check Amt	301.27	Status Printed	Arness, Tani (000696/1)
20211001		Indeed -Job Advertising- Reimbursement				11000- 2300- 55400- 0000- 512001- 0000- 00000 301.27
Check # 12887	11000	10/20/2021	Check Amt	352.42	Status Cleared	Cuddy & McCarthy LLP (010009/1)
12890		Attorney Fees				11000- 2300- 53413- 0000- 512001- 0000- 00000 352.42
Check # 12888	11000	10/20/2021	Check Amt	3,625.00	Status Cleared	LSG and Associates, Inc. (010013/1)

Selection Sorted by Check Number, Inv #, Include Address=No, (Org = 120, Source = N, Pay To = N, Payment Method = N, Starting Check Date = 10/1/2021, Ending Check Date = 10/31/2021, Summary? = N, Sort/Group 1 = , Sort/Group 2 = )



Bank Account 120MAIN - Wells Fargo Operating Account

Payment Id	Comment					
Check # 12888	11000	10/20/2021	Check Amt	<b>3,625.00</b>	Status Cleared	<b>LSG and Associates, Inc. (010013/1) - continued</b>
5580		SLP and OT Services			11000- 2100- 53212- 2000- 512001- 0000- 00000	2,187.50
5581		SLP and OT Services			11000- 2100- 53213- 2000- 512001- 0000- 00000	615.00
5582		Psychologist Evaluations			11000- 2100- 53215- 2000- 512001- 0000- 00000	822.50
Check # 12889	11000	10/20/2021	Check Amt	<b>107.32</b>	Status Cleared	<b>Century Link (001355/1)</b>
272B 20211001		Phone, Fax Service			11000- 2600- 54416- 0000- 512001- 0000- 00000	107.32
* Break in sequence						
Check # 12891	11000	10/27/2021	Check Amt	<b>80.00</b>	Status Printed	<b>3-C Institute for Social Devel poment (010152/1)</b>
10222021		Licenses			11000- 1000- 56112- 1010- 512001- 0000- 00000	80.00
Check # 12892	11000	10/27/2021	Check Amt	<b>329.96</b>	Status Printed	<b>ACR LLC (001267/2)</b>
6213		STARS			11000- 2100- 55915- 0000- 512001- 0000- 00000	329.96
Check # 12893	11000	10/27/2021	Check Amt	<b>38,733.42</b>	Status Cleared	<b>CCCS Education Foundation (001285/1)</b>
103		Rent			11000- 2600- 54610- 0000- 512001- 0000- 00000	38,733.42
Check # 12894	24106	10/27/2021	Check Amt	<b>855.17</b>	Status Printed	<b>CES (000327/3)</b>
36-039639		Diagnosticians			24106- 2100- 53211- 2000- 512001- 0000- 00000	420.90
36-039749		Diagnosticians			24106- 2100- 53211- 2000- 512001- 0000- 00000	434.27
Check # 12895	11000	10/27/2021	Check Amt	<b>1,132.69</b>	Status Printed	<b>Charter School Testing Svcs. (000307/1)</b>
2122019		Testing Services			11000- 2200- 55915- 0000- 512001- 0000- 00000	1,132.69
Check # 12896	11000	10/27/2021	Check Amt	<b>600.00</b>	Status Printed	<b>Everett, Nathan (001561/1)</b>
20211014		Reimbursements for Position Advertisement			11000- 2300- 55400- 0000- 512001- 0000- 00000	25.00
20211015		Reimbursements for Position Advertisement			11000- 2300- 55400- 0000- 512001- 0000- 00000	25.00
20211017		Reimbursements for Position Advertisement			11000- 2300- 55400- 0000- 512001- 0000- 00000	25.00
20211018		Reimbursements for Position Advertisement			11000- 2300- 55400- 0000- 512001- 0000- 00000	35.00
20211020		Reimbursements for Position Advertisement			11000- 2300- 55400- 0000- 512001- 0000- 00000	50.00
20211023		Reimbursements for Position Advertisement			11000- 2300- 55400- 0000- 512001- 0000- 00000	400.00
20211025		Reimbursements for Position Advertisement			11000- 2300- 55400- 0000- 512001- 0000- 00000	40.00
Check # 12897	11000	10/27/2021	Check Amt	<b>901.98</b>	Status Cleared	<b>PNM (000528/1)</b>
20211019		Utilities - Electriciy			11000- 2600- 54411- 0000- 512001- 0000- 00000	901.98
Check # 12898	31400	10/27/2021	Check Amt	<b>2,867.97</b>	Status Printed	<b>CES (000327/3)</b>
24-120576		Updated RTOF: Shade Structure & Tables			11000- 2600- 57332- 0000- 512001- 0000- 00000	96.18
					31400- 4000- 57331- 0000- 512001- 0000- 00000	2,297.37
					31400- 4000- 57332- 0000- 512001- 0000- 00000	474.42
Check # 12899	11000	10/27/2021	Check Amt	<b>53.13</b>	Status Printed	<b>New Mexico Gas Company (001288/1)</b>
20211020		Utilities - Gas			11000- 2600- 54412- 0000- 512001- 0000- 00000	53.13

Selection Sorted by Check Number, Inv #, Include Address=No, (Org = 120, Source = N, Pay To = N, Payment Method = N, Starting Check Date = 10/1/2021, Ending Check Date = 10/31/2021, Summary? = N, Sort/Group 1 = , Sort/Group 2 = )



**Bank Account 120MAIN - Wells Fargo Operating Account**

Payment Id	Comment						
* Break in sequence							
Check # 12912	11000	10/29/2021	Check Amt	<b>280.03</b>	Status	<b>Cleared</b>	<b>NM Dept of Workforce Solutions (900002/1)</b>
20210709-JUL			NM Dept of Workforce Solutions (900002/1) 07/09/2021 (JUL)	11000-	-	23140-	33.24
				24101-	-	23140-	13.45
				24106-	-	23140-	7.53
				24189-	-	23140-	1.00
				24190-	-	23140-	4.30
20210723-JUL			NM Dept of Workforce Solutions (900002/1) 07/23/2021 (JUL)	11000-	-	23140-	11.09
				24101-	-	23140-	10.77
				24106-	-	23140-	3.28
				24189-	-	23140-	1.00
				24190-	-	23140-	4.30
20210723-REG			NM Dept of Workforce Solutions (900002/1) 07/23/2021 (REG)	11000-	-	23140-	16.57
20210810-AUG			NM Dept of Workforce Solutions (900002/1) 08/10/2021 (AUG)	11000-	-	23140-	7.43
				24101-	-	23140-	9.26
				24189-	-	23140-	.30
20210810-REG			NM Dept of Workforce Solutions (900002/1) 08/10/2021 (REG)	11000-	-	23140-	31.56
				24308-	-	23140-	4.24
20210825-REG			NM Dept of Workforce Solutions (900002/1) 08/25/2021 (REG)	11000-	-	23140-	37.59
				24101-	-	23140-	8.07
				24308-	-	23140-	4.24
20210910-REG			NM Dept of Workforce Solutions (900002/1) 09/10/2021 (REG)	11000-	-	23140-	28.55
				24101-	-	23140-	5.83
				24308-	-	23140-	4.24
20210924-REG			NM Dept of Workforce Solutions (900002/1) 09/24/2021 (REG)	11000-	-	23140-	23.08
				24101-	-	23140-	4.88
				24308-	-	23140-	4.24
DP21-00021			2021 Q3 SUTA Adj	11000-	1000-	52500- 0000- 512001- 0000- 00000	.01-
Check # 12913	11000	10/31/2021	Check Amt	<b>24,964.06</b>	Status	<b>Printed</b>	<b>NM Educational RetirementBoard (900005/1)</b>

Selection Sorted by Check Number, Inv #, Include Address=No, (Org = 120, Source = N, Pay To = N, Payment Method = N, Starting Check Date = 10/1/2021, Ending Check Date = 10/31/2021, Summary? = N, Sort/Group 1 = , Sort/Group 2 = )



**Bank Account 120MAIN - Wells Fargo Operating Account**

Payment Id	Comment								
Check # 12913	11000	10/31/2021	Check Amt	<b>24,964.06</b>	Status Printed	<b>NM Educational RetirementBoard (900005/1) - continued</b>			
20211008-REG		NM Educational RetirementBoard (900005/1) 10/08/2021 (REG)			11000-	- 23124-	-	-	10,490.94
					24101-	- 23124-	-	-	631.97
					24106-	- 23124-	-	-	509.46
					24154-	- 23124-	-	-	23.27
					24189-	- 23124-	-	-	79.34
					24308-	- 23124-	-	-	630.37
					27502-	- 23124-	-	-	117.78
20211025-REG		NM Educational RetirementBoard (900005/1) 10/25/2021 (REG)			11000-	- 23124-	-	-	9,790.27
					24101-	- 23124-	-	-	631.97
					24106-	- 23124-	-	-	509.46
					24154-	- 23124-	-	-	23.27
					24189-	- 23124-	-	-	74.55
					24308-	- 23124-	-	-	632.96
					27407-	- 23124-	-	-	700.67
					27502-	- 23124-	-	-	117.78
Check # 12914	11000	10/31/2021	Check Amt	<b>200.00</b>	Status Printed	<b>EPARS TSA Consulting Group Inc (901000/1)</b>			
20211008-REG		EPARS TSA Consulting Group Inc (901000/1) 10/08/2021 (REG)			11000-	- 23147-	-	-	100.00
20211025-REG		EPARS TSA Consulting Group Inc (901000/1) 10/25/2021 (REG)			11000-	- 23147-	-	-	100.00
Check # 12915	11000	10/31/2021	Check Amt	<b>2,897.23</b>	Status Printed	<b>NM RHC (900006/1)</b>			
20211008-REG		NM RHC (900006/1) 10/08/2021 (REG)			11000-	- 23123-	-	-	1,217.53
					24101-	- 23123-	-	-	73.34
					24106-	- 23123-	-	-	59.13
					24154-	- 23123-	-	-	2.71
					24189-	- 23123-	-	-	9.21
					24308-	- 23123-	-	-	73.16
					27502-	- 23123-	-	-	13.66
20211025-REG		NM RHC (900006/1) 10/25/2021 (REG)			11000-	- 23123-	-	-	1,136.22
					24101-	- 23123-	-	-	73.34
					24106-	- 23123-	-	-	59.13
					24154-	- 23123-	-	-	2.71
					24189-	- 23123-	-	-	8.64
					24308-	- 23123-	-	-	73.46

Selection Sorted by Check Number, Inv #, Include Address=No, (Org = 120, Source = N, Pay To = N, Payment Method = N, Starting Check Date = 10/1/2021, Ending Check Date = 10/31/2021, Summary? = N, Sort/Group 1 = , Sort/Group 2 = )



Bank Account 120MAIN - Wells Fargo Operating Account

Payment Id	Comment								
Check # 12915	11000	10/31/2021	Check Amt	<b>2,897.23</b>	Status Printed	<b>NM RHC (900006/1) - continued</b>			
20211025-REG	NM RHC (900006/1) 10/25/2021 (REG)				27407-	- 23123-	-	-	81.31
					27502-	- 23123-	-	-	13.68
Check # 12916	11000	10/31/2021	Check Amt	<b>2,614.97</b>	Status Printed	<b>NM Taxation/Revenue Department (900003/1)</b>			
20211008-REG	NM Taxation/Revenue Department (900003/1) 10/08/2021 (REG)				11000-	- 23142-	-	-	1,137.28
					24101-	- 23142-	-	-	34.34
					24106-	- 23142-	-	-	58.58
					24154-	- 23142-	-	-	3.50
					24189-	- 23142-	-	-	8.76
					24308-	- 23142-	-	-	45.48
					27502-	- 23142-	-	-	13.82
20211025-REG	NM Taxation/Revenue Department (900003/1) 10/25/2021 (REG)				11000-	- 23142-	-	-	1,074.99
					24101-	- 23142-	-	-	34.34
					24106-	- 23142-	-	-	58.58
					24154-	- 23142-	-	-	3.50
					24189-	- 23142-	-	-	8.17
					24308-	- 23142-	-	-	45.53
					27407-	- 23142-	-	-	74.12
					27502-	- 23142-	-	-	13.98
* Break in sequence									
Check # 12930	11000	10/31/2021	Check Amt	<b>18,661.50</b>	Status Printed	<b>NMPSIA (900001/1)</b>			
20211008-REG	NMPSIA (900001/1) 10/08/2021 (REG)				11000-	- 23125-	-	-	7,904.71
					24101-	- 23125-	-	-	400.21
					24106-	- 23125-	-	-	252.50
					24189-	- 23125-	-	-	51.97
					24308-	- 23125-	-	-	687.61
					27502-	- 23125-	-	-	53.16
20211025-REG	NMPSIA (900001/1) 10/25/2021 (REG)				11000-	- 23125-	-	-	6,622.07
					24101-	- 23125-	-	-	400.21
					24106-	- 23125-	-	-	252.50
					24189-	- 23125-	-	-	43.40
					24308-	- 23125-	-	-	674.47
					27407-	- 23125-	-	-	487.46
					27502-	- 23125-	-	-	74.87
DP22-00008	NMPSIA ER ADJ 2021 10				11000-	- 23125-	-	-	228.25
Selection Sorted by Check Number, Inv #, Include Address=No, (Org = 120, Source = N, Pay To = N, Payment Method = N, Starting Check Date = 10/1/2021, Ending Check Date = 10/31/2021, Summary? = N, Sort/Group 1 = , Sort/Group 2 = )									





**Bank Account 120MAIN - Wells Fargo Operating Account**

Payment Id	Comment						
Check # 12930	11000	10/31/2021	Check Amt	<b>18,661.50</b>	Status	Printed	<b>NMPSIA (900001/1) - continued</b>
DP22-00008	NMPSIA ER ADJ 2021 10						
							11000- 1000- 52313- 0000- 512001- 0000- 00000 39.86-
							11000- 1000- 52314- 0000- 512001- 0000- 00000 5.52-
							11000- 2100- 52311- 0000- 512001- 0000- 00000 540.29
							11000- 2100- 52313- 0000- 512001- 0000- 00000 25.38
							11000- 2100- 52314- 0000- 512001- 0000- 00000 4.70
							11000- 2100- 52315- 0000- 512001- 0000- 00000 3.12
<b>Number of Items</b>	<b>46</b>			<b>175,347.47</b>	<b>Totals for Org 2</b>		

**Bank Account 120MAIN - Wells Fargo Operating Account**

Payment Id	Comment
------------	---------

Page Intentionally Left Blank

**Bank Account 120MAIN - Wells Fargo Operating Account**

Payment Id	Comment
------------	---------

Number of Items	46	175,347.47 Totals for Org 120 - Cesar Chavez Community
-----------------	----	--

**Bank Account 120MAIN - Wells Fargo Operating Account**

Payment Id	Comment
------------	---------

Page Intentionally Left Blank

**Bank Account 120MAIN - Wells Fargo Operating Account**

**2022 Org Recap**

**120 - Cesar Chavez Community**

Check #	12857	through	ACH-00002507	Total Count	92	\$260,900.33
---------	-------	---------	--------------	-------------	----	--------------

11000-11011*		150,133.33-
11000-23123	4,728.35	
11000-23124	40,741.93	
11000-23125	28,951.79	
11000-23140	189.11	
11000-23142	4,445.87	
11000-23147	400.00	
11000-52311	1,098.23	
11000-52312	7.92	
11000-52313		42.82-
11000-52314		2.44-
11000-52315	3.12	
11000-52500		.01-
11000-53211	133.62	
11000-53212	2,187.50	
11000-53213	615.00	
11000-53215	822.50	
11000-53413	352.42	
11000-53414	13,739.23	
11000-53711	44.00	
11000-54312	140.24	
11000-54411	901.98	
11000-54412	53.13	
11000-54415	706.07	
11000-54416	947.39	
11000-54610	38,733.42	
11000-54620	1,589.40	
11000-55400	1,155.87	
11000-55915	4,363.82	
11000-56112	500.36	
11000-56113	2,460.00	
11000-56118	70.15	
11000-57332	96.18	

Selection Sorted by Check Number, Inv #, Include Address=No, (Org = 120, Source = N, Pay To = N, Payment Method = N, Starting Check Date = 10/1/2021, Ending Check Date = 10/31/2021, Summary? = N, Sort/Group 1 = , Sort/Group 2 = )



**Bank Account 120MAIN - Wells Fargo Operating Account**

**2022 Org Recap (continued)**

**120 - Cesar Chavez Community**

Check # 12857 through ACH-00002507 Total Count 92 \$260,900.33 (continued)

<b>Totals for Fund 11000</b>	<b>150,178.60</b>	<b>150,178.60-</b>
24101-11011*		4,611.70-
24101-23123	293.36	
24101-23124	2,527.88	
24101-23125	1,600.84	
24101-23140	52.26	
24101-23142	137.36	
<b>Totals for Fund 24101</b>	<b>4,611.70</b>	<b>4,611.70-</b>
24106-11011*		4,384.66-
24106-23123	236.52	
24106-23124	2,037.84	
24106-23125	1,010.00	
24106-23140	10.81	
24106-23142	234.32	
24106-53211	855.17	
<b>Totals for Fund 24106</b>	<b>4,384.66</b>	<b>4,384.66-</b>
24154-11011*		117.92-
24154-23123	10.84	
24154-23124	93.08	
24154-23142	14.00	
<b>Totals for Fund 24154</b>	<b>117.92</b>	<b>117.92-</b>
24189-11011*		584.90-
24189-23123	36.27	
24189-23124	312.57	
24189-23125	199.31	
24189-23140	2.30	
24189-23142	34.45	
<b>Totals for Fund 24189</b>	<b>584.90</b>	<b>584.90-</b>
24190-11011*		8.60-
24190-23140	8.60	
<b>Totals for Fund 24190</b>	<b>8.60</b>	<b>8.60-</b>

**Bank Account 120MAIN - Wells Fargo Operating Account**

**2022 Org Recap (continued)**

**120 - Cesar Chavez Community**

Check #	12857	through	ACH-00002507	Total Count	92	\$260,900.33	(continued)
---------	-------	---------	--------------	-------------	----	--------------	-------------

	24308-11011*		10,575.44-
	24308-23123	292.94	
	24308-23124	2,524.07	
	24308-23125	2,737.30	
	24308-23140	16.96	
	24308-23142	181.97	
	24308-57332	4,822.20	
	<b>Totals for Fund 24308</b>	<b>10,575.44</b>	<b>10,575.44-</b>
	27407-11011*		1,343.56-
	27407-23123	81.31	
	27407-23124	700.67	
	27407-23125	487.46	
	27407-23142	74.12	
	<b>Totals for Fund 27407</b>	<b>1,343.56</b>	<b>1,343.56-</b>
	27502-11011*		815.57-
	27502-23123	54.66	
	27502-23124	471.12	
	27502-23125	234.35	
	27502-23142	55.44	
	<b>Totals for Fund 27502</b>	<b>815.57</b>	<b>815.57-</b>
	31400-11011*		2,771.79-
	31400-57331	2,297.37	
	31400-57332	474.42	
	<b>Totals for Fund 31400</b>	<b>2,771.79</b>	<b>2,771.79-</b>
	<b>Totals for Org 120</b>	<b>175,392.74</b>	<b>175,392.74-</b>
	<b>Net change to Cash 11011</b>		<b>175,347.47- Credit</b>

\* denotes System Generated entry

2022 Org Recap (continued)

Page Intentionally Left Blank



**Bank Account 120MAIN - Wells Fargo Operating Account**

**2022 Org Recap (continued)**

---

<b>Number of Items</b>	<b>46</b>	<b>175,347.47</b>	<b>Report Totals</b>
------------------------	-----------	-------------------	----------------------

---

Cesar Chavez Community School  
 Projected Capital Resources for Building Purchase  
 FY2022

Fund	Balance as of 10/31/2021	Balance as of 09/30/2021	Balance as of 08/31/2021	Balance as of 07/31/2021	Balance as of 06/30/2021	Balance as of 05/31/2021	Balance as of 04/30/2021	Balance as of 03/31/2021	Balance as of 02/28/2021	Balance as of 01/31/2021
Operational - Cash	1,053,221	998,615	1,008,738	976,617	1,015,060	1,052,864	1,031,557	991,839	991,770	950,472
HB-33 - Fund 31600	689,232	688,805	688,350	687,233	684,184	638,356	627,412	624,198	622,774	620,680
SB-9 - Local - Fund 31701	459,389	459,178	458,947	458,386	456,859	433,450	427,986	426,353	425,633	424,585
Capital Outlay 2019 -Fund 31400										
Capital Outlay 2018- Fund 31400										
	2,201,842	2,146,598	2,156,035	2,122,236	2,156,103	2,124,671	2,086,954	2,042,391	2,040,177	1,995,738
15% SEG Reserve	(342,000)	(342,000)	(342,000)	(342,000)	(342,000)	(342,000)	(342,000)	(342,000)	(342,000)	(342,000)
Total School Funds Available	1,859,842	1,804,598	1,814,035	1,780,236	1,814,103	1,782,671	1,744,954	1,700,391	1,698,177	1,653,738

# Finance Committee Documents

Balances through 10/31/2021					Fiscal Year 2021/22	
Funds- Func- Obj ct - Pr gm- Locat n- JbCl - Opt nl	Description	Adopted Budget	Revised Budget	Revenue	Account Balance	
<b>Funds 11000 - Operational, Func 0000 - NoFunctionCode</b>						
11000- 0000- 41980- 0000- 512001- 0000- 00000	RefPriorYearExp			125.12	125.12-	
11000- 0000- 43101- 0000- 512001- 0000- 00000	StEqulzGuarantee	2,145,343.00	2,183,652.00	727,735.92	1,455,916.08	
11000- 0000- 46100- 0000- 512001- 0000- 00000	AccessBrdE-Rate	13,985.00	13,985.00		13,985.00	
<b>Total for Funds 11000, Func 0000 and Revenue accounts</b>		<b>2,159,328.00</b>	<b>2,197,637.00</b>	<b>727,861.04</b>	<b>1,469,775.96</b>	
<b>Funds 21000 - Food Svcs, Func 0000 - NoFunctionCode</b>						
21000- 0000- 44500- 0000- 512001- 0000- 00000	ResGtsFedThruSt	40,000.00	40,000.00	3,478.14	36,521.86	
<b>Total for Funds 21000, Func 0000 and Revenue accounts</b>		<b>40,000.00</b>	<b>40,000.00</b>	<b>3,478.14</b>	<b>36,521.86</b>	
<b>Funds 23000 - Non-InstrctSupp, Func 0000 - NoFunctionCode</b>						
23000- 0000- 41920- 0000- 512001- 0000- 00000	PrivContrbsDntn			116.03	116.03-	
<b>Total for Funds 23000, Func 0000 and Revenue accounts</b>		<b>.00</b>	<b>.00</b>	<b>116.03</b>	<b>116.03-</b>	
<b>Funds 24101 - Title I - IASA, Func 0000 - NoFunctionCode</b>						
24101- 0000- 44500- 0000- 512001- 0000- 00000	ResGtsFedThruSt	93,034.00	93,034.00	914.00	92,120.00	
24101- 0000- 44504- 0000- 512001- 0000- 00000	Revenue			47,377.44	47,377.44-	
<b>Total for Funds 24101, Func 0000 and Revenue accounts</b>		<b>93,034.00</b>	<b>93,034.00</b>	<b>48,291.44</b>	<b>44,742.56</b>	
<b>Funds 24106 - IDEABEntitlemnt, Func 0000 - NoFunctionCode</b>						
24106- 0000- 44500- 0000- 512001- 0000- 00000	ResGtsFedThruSt	46,060.00	46,060.00		46,060.00	
24106- 0000- 44504- 0000- 512001- 0000- 00000	Revenue	22,721.00	22,721.00	30,276.76	7,555.76-	
<b>Total for Funds 24106, Func 0000 and Revenue accounts</b>		<b>68,781.00</b>	<b>68,781.00</b>	<b>30,276.76</b>	<b>38,504.24</b>	
<b>Funds 24154 - TchPrinTrainRec, Func 0000 - NoFunctionCode</b>						
24154- 0000- 44500- 0000- 512001- 0000- 00000	ResGtsFedThruSt	9,741.00	9,741.00		9,741.00	
24154- 0000- 44504- 0000- 512001- 0000- 00000	Revenue			5,675.82	5,675.82-	
<b>Total for Funds 24154, Func 0000 and Revenue accounts</b>		<b>9,741.00</b>	<b>9,741.00</b>	<b>5,675.82</b>	<b>4,065.18</b>	
<b>Funds 24189 - SSAE Title IV, Func 0000 - NoFunctionCode</b>						
24189- 0000- 44500- 0000- 512001- 0000- 00000	ResGtsFedThruSt	10,000.00	10,000.00		10,000.00	
24189- 0000- 44504- 0000- 512001- 0000- 00000	Revenue			4,061.08	4,061.08-	
<b>Total for Funds 24189, Func 0000 and Revenue accounts</b>		<b>10,000.00</b>	<b>10,000.00</b>	<b>4,061.08</b>	<b>5,938.92</b>	
<b>Funds 24190 - Title I CSI, Func 0000 - NoFunctionCode</b>						
24190- 0000- 44504- 0000- 512001- 0000- 00000	Revenue			15,529.46	15,529.46-	
<b>Total for Funds 24190, Func 0000 and Revenue accounts</b>		<b>.00</b>	<b>.00</b>	<b>15,529.46</b>	<b>15,529.46-</b>	
<b>Funds 24301 - CARES Act, Func 0000 - NoFunctionCode</b>						
24301- 0000- 44504- 0000- 512001- 0000- 00000	Revenue			10,661.57	10,661.57-	

Selection Grouped by Account Type, Filtered by User Permissions, (Org = 120, Online/Offline = N, Period = 4, UnPosted JEs? = N, Assets and Liabilities? = N, Restricted Accts? = Y, Objct = 4, Obj Digits = 0, Page Break Lvl = )

Balances through 10/31/2021				Fiscal Year 2021/22	
Funds- Func- Obj ct - Pr gm- Locat n- Jb Cl - Opt nl	Description	Adopted Budget	Revised Budget	Revenue	Account Balance
<b>Total for Funds 24301, Func 0000 and Revenue accounts</b>		<b>.00</b>	<b>.00</b>	<b>10,661.57</b>	<b>10,661.57-</b>
<b>Funds 24308 - CRRSA, ESSER II, Func 0000 - NoFunctionCode</b>					
24308- 0000- 44500- 0000- 512001- 0000- 00000	ResGtsFedThruSt	308,265.00	308,265.00		308,265.00
24308- 0000- 44504- 0000- 512001- 0000- 00000	Revenue			10,416.98	10,416.98-
<b>Total for Funds 24308, Func 0000 and Revenue accounts</b>		<b>308,265.00</b>	<b>308,265.00</b>	<b>10,416.98</b>	<b>297,848.02</b>
<b>Funds 24330 - ESSER III, Func 0000 - NoFunctionCode</b>					
24330- 0000- 44500- 0000- 512001- 0000- 00000	ResGtsFedThruSt		672,573.00		672,573.00
<b>Total for Funds 24330, Func 0000 and Revenue accounts</b>		<b>.00</b>	<b>672,573.00</b>	<b>.00</b>	<b>672,573.00</b>
<b>Funds 26207 - CNM Foundation, Func 0000 - NoFunctionCode</b>					
26207- 0000- 41921- 0000- 512001- 0000- 00000	InstCategorical	500.00	500.00		500.00
<b>Total for Funds 26207, Func 0000 and Revenue accounts</b>		<b>500.00</b>	<b>500.00</b>	<b>.00</b>	<b>500.00</b>
<b>Funds 27107 - 2012GOBondsB66, Func 0000 - NoFunctionCode</b>					
27107- 0000- 43202- 0000- 512001- 0000- 00000	StFlowThruGrant	2,873.00	2,873.00		2,873.00
27107- 0000- 43204- 0000- 512001- 0000- 00000	PriorYearBalnce	3,444.00	3,444.00		3,444.00
<b>Total for Funds 27107, Func 0000 and Revenue accounts</b>		<b>6,317.00</b>	<b>6,317.00</b>	<b>.00</b>	<b>6,317.00</b>
<b>Funds 27407 - FII, Func 0000 - NoFunctionCode</b>					
27407- 0000- 43202- 0000- 512001- 0000- 00000	StFlowThruGrant		111,400.00		111,400.00
<b>Total for Funds 27407, Func 0000 and Revenue accounts</b>		<b>.00</b>	<b>111,400.00</b>	<b>.00</b>	<b>111,400.00</b>
<b>Funds 27502 - Next Gen CTE, Func 0000 - NoFunctionCode</b>					
27502- 0000- 43202- 0000- 512001- 0000- 00000	StFlowThruGrant	20,758.00	20,758.00		20,758.00
27502- 0000- 43204- 0000- 512001- 0000- 00000	PriorYearBalnce			16,176.76	16,176.76-
<b>Total for Funds 27502, Func 0000 and Revenue accounts</b>		<b>20,758.00</b>	<b>20,758.00</b>	<b>16,176.76</b>	<b>4,581.24</b>
<b>Funds 31200 - PubSchCapOutlay, Func 0000 - NoFunctionCode</b>					
31200- 0000- 43209- 0000- 512001- 0000- 00000	PSCOC Awards		155,878.00	37,084.25	118,793.75
<b>Total for Funds 31200, Func 0000 and Revenue accounts</b>		<b>.00</b>	<b>155,878.00</b>	<b>37,084.25</b>	<b>118,793.75</b>
<b>Funds 31400 - SpcCapOutlaySt, Func 0000 - NoFunctionCode</b>					
31400- 0000- 43202- 0000- 512001- 0000- 00000	StFlowThruGrant	200,000.00			
31400- 0000- 43204- 0000- 512001- 0000- 00000	PriorYearBalnce	20,601.00	173,278.00		173,278.00
<b>Total for Funds 31400, Func 0000 and Revenue accounts</b>		<b>220,601.00</b>	<b>173,278.00</b>	<b>.00</b>	<b>173,278.00</b>
<b>Funds 31600 - CapImprvmtsHB33, Func 0000 - NoFunctionCode</b>					
31600- 0000- 41110- 0000- 512001- 0000- 00000	AdValoremTaxDst	163,370.00	163,370.00	5,098.58	158,271.42
<b>Total for Funds 31600, Func 0000 and Revenue accounts</b>		<b>163,370.00</b>	<b>163,370.00</b>	<b>5,098.58</b>	<b>158,271.42</b>

Selection Grouped by Account Type, Filtered by User Permissions, (Org = 120, Online/Offline = N, Period = 4, UnPosted JEs? = N, Assets and Liabilities? = N, Restricted Accts? = Y, Objct = 4, Obj Digits = 0, Page Break Lvl = )

Balances through 10/31/2021				Fiscal Year 2021/22	
Funds- Func- Obj ct - Pr gm- Locat n- JbCl - Opt nl	Description	Adopted Budget	Revised Budget	Revenue	Account Balance
<b>Funds 31700 - CapImprvmtsSB-9, Func 0000 - NoFunctionCode</b>					
31700-0000-43204-0000-512001-0000-00000	PriorYearBalnce			18,023.86	18,023.86-
<b>Total for Funds 31700, Func 0000 and Revenue accounts</b>		<b>.00</b>	<b>.00</b>	<b>18,023.86</b>	<b>18,023.86-</b>
<b>Funds 31701 - CapImprvsSB9Loc, Func 0000 - NoFunctionCode</b>					
31701-0000-41110-0000-512001-0000-00000	AdValoremTaxDst	82,734.00	82,734.00	2,556.22	80,177.78
<b>Total for Funds 31701, Func 0000 and Revenue accounts</b>		<b>82,734.00</b>	<b>82,734.00</b>	<b>2,556.22</b>	<b>80,177.78</b>
<b>Funds 31703 - SB9StateMAtch, Func 0000 - NoFunctionCode</b>					
31703-0000-43202-0000-512001-0000-00000	StFlowThruGrant	5,485.00	5,485.00		5,485.00
<b>Total for Funds 31703, Func 0000 and Revenue accounts</b>		<b>5,485.00</b>	<b>5,485.00</b>	<b>.00</b>	<b>5,485.00</b>
<b>Total for Org 120 - Cesar Chavez Community</b>		<b>3,188,914.00</b>	<b>4,119,751.00</b>	<b>935,307.99</b>	<b>3,184,443.01</b>

Balances through 10/31/2021						Fiscal Year 2021/22
Funds- Func- Obj ct - Pr gm- Locat n- JbCl - Opt nl	Description	Adopted Budget	Revised Budget	Encumbered	Expenditure	Account Balance
<b>Funds 11000 - Operational, Func 1000 - Instruction</b>						
11000- 1000- 51100- 1010- 512001- 1411- 00000	SalariesExpense,Teachers	356,992.00	356,992.00	283,436.88	52,458.20	21,096.92
11000- 1000- 51100- 1010- 512001- 1711- 00000	SalariesExpense,InstAsst1	7,734.00	7,734.00	6,115.72	1,609.40	8.88
11000- 1000- 51100- 2000- 512001- 1412- 00000	SalariesExpense,Teachers	127,700.00	127,700.00	102,188.46	26,891.70	1,380.16-
11000- 1000- 51100- 2000- 512001- 1712- 00000	SalariesExpense,InstAsstS	7,650.00	7,650.00	5,814.00	1,836.00	
11000- 1000- 51300- 1010- 512001- 1411- 00000	AddtnlCompenstn,Teachers	12,572.00	12,572.00	13,916.65	3,814.52	5,159.17-
11000- 1000- 51300- 1010- 512001- 1711- 00000	AddtnlCompenstn,InstAsst1	10,500.00	10,500.00	8,249.23	2,375.85	125.08-
11000- 1000- 51300- 2000- 512001- 1412- 00000	AddtnlCompenstn,Teachers			1,505.00	630.00	2,135.00-
11000- 1000- 51300- 2000- 512001- 1712- 00000	AddtnlCompenstn,InstAsstS			2,565.00	810.00	3,375.00-
11000- 1000- 51300- 4010- 512001- 1416- 00000	AddtnlCompenstn,TeachersO	5,000.00	5,000.00			5,000.00
11000- 1000- 51300- 4040- 512001- 1411- 00000	AddtnlCompenstn,Teachers		38,309.00		2,000.00	36,309.00
11000- 1000- 51300- 9000- 512001- 1411- 00000	AddtnlCompenstn,Teachers	825.00	825.00			825.00
11000- 1000- 52111- 1010- 512001- 0000- 00000	EducRetirement	58,760.00	58,760.00	46,218.25	8,810.96	3,730.79
11000- 1000- 52111- 2000- 512001- 0000- 00000	EducRetirement	20,507.00	20,507.00	16,650.08	4,443.11	586.19-
11000- 1000- 52111- 4010- 512001- 0000- 00000	EducRetirement	758.00	758.00			758.00
11000- 1000- 52111- 4040- 512001- 0000- 00000	EducRetirement				303.00	303.00-
11000- 1000- 52111- 9000- 512001- 0000- 00000	EducRetirement	126.00	126.00			126.00
11000- 1000- 52112- 1010- 512001- 0000- 00000	ERARetireeHlth	7,758.00	7,758.00	6,101.49	1,163.21	493.30
11000- 1000- 52112- 2000- 512001- 0000- 00000	ERARetireeHlth	2,707.00	2,707.00	2,198.11	586.57	77.68-
11000- 1000- 52112- 4010- 512001- 0000- 00000	ERARetireeHlth	100.00	100.00			100.00
11000- 1000- 52112- 4040- 512001- 0000- 00000	ERARetireeHlth				40.00	40.00-
11000- 1000- 52112- 9000- 512001- 0000- 00000	ERARetireeHlth	17.00	17.00			17.00
11000- 1000- 52210- 1010- 512001- 0000- 00000	FICA Payments	24,048.00	24,048.00	18,248.24	3,571.75	2,228.01
11000- 1000- 52210- 2000- 512001- 0000- 00000	FICA Payments	8,393.00	8,393.00	6,540.77	1,762.74	89.49
11000- 1000- 52210- 4010- 512001- 0000- 00000	FICA Payments	310.00	310.00			310.00
11000- 1000- 52210- 4040- 512001- 0000- 00000	FICA Payments				124.00	124.00-
11000- 1000- 52210- 9000- 512001- 0000- 00000	FICA Payments	53.00	53.00			53.00
11000- 1000- 52220- 1010- 512001- 0000- 00000	MedicarePaymnts	6,199.00	6,199.00	4,267.82	835.35	1,095.83
11000- 1000- 52220- 2000- 512001- 0000- 00000	MedicarePaymnts	1,964.00	1,964.00	1,529.77	412.25	21.98
11000- 1000- 52220- 4010- 512001- 0000- 00000	MedicarePaymnts	262.00	262.00			262.00
11000- 1000- 52220- 4040- 512001- 0000- 00000	MedicarePaymnts				29.00	29.00-
11000- 1000- 52220- 9000- 512001- 0000- 00000	MedicarePaymnts	200.00	200.00			200.00
11000- 1000- 52311- 1010- 512001- 0000- 00000	Hth&MedPremiums	48,313.00	48,313.00	37,900.86	5,674.06	4,738.08
11000- 1000- 52311- 2000- 512001- 0000- 00000	Hth&MedPremiums	18,471.00	18,471.00	14,621.83	3,858.47	9.30-
11000- 1000- 52312- 1010- 512001- 0000- 00000	Life	430.00	430.00	161.77	27.91	240.32
11000- 1000- 52312- 2000- 512001- 0000- 00000	Life	129.00	129.00	56.43	15.18	57.39
11000- 1000- 52313- 0000- 512001- 0000- 00000	Dental				39.86-	39.86

Selection Grouped by Account Type, Filtered by User Permissions, (Org = 120, Online/Offline = N, Period = 4, UnPosted JE? = N, Assets and Liabilities? = N, Restricted Accts? = Y, Objct = 5, Obj Digits = 0, Page Break Lvl = )



Balances through 10/31/2021						Fiscal Year 2021/22
Funds- Func- Obj ct - Pr gm- Locat n- JbCl - Opt nl	Description	Adopted Budget	Revised Budget	Encumbered	Expenditure	Account Balance
<b>Funds 11000 - Operational, Func 1000 - Instruction (continued)</b>						
11000- 1000- 52313- 1010- 512001- 0000- 00000	Dental	2,201.00	2,201.00	2,301.11	376.13	476.24-
11000- 1000- 52313- 2000- 512001- 0000- 00000	Dental	760.00	760.00	599.64	160.30	.06
11000- 1000- 52314- 0000- 512001- 0000- 00000	Vision				5.52-	5.52
11000- 1000- 52314- 1010- 512001- 0000- 00000	Vision	375.00	375.00	384.25	65.74	74.99-
11000- 1000- 52314- 2000- 512001- 0000- 00000	Vision	156.00	156.00	121.79	32.60	1.61
11000- 1000- 52315- 1010- 512001- 0000- 00000	Disability	414.00	414.00	326.52	22.26	65.22
11000- 1000- 52500- 0000- 512001- 0000- 00000	UnemploymntComp				.01-	.01
11000- 1000- 52500- 1010- 512001- 0000- 00000	UnemploymntComp	677.00	677.00	629.10	61.53	13.63-
11000- 1000- 52500- 2000- 512001- 0000- 00000	UnemploymntComp	203.00	203.00	201.33	7.75	6.08-
11000- 1000- 52710- 1010- 512001- 0000- 00000	WorkersCompPrem	5,931.00	5,931.00		5,685.00	246.00
11000- 1000- 52710- 2000- 512001- 0000- 00000	WorkersCompPrem	2,200.00	2,200.00		2,200.00	
11000- 1000- 52720- 1010- 512001- 0000- 00000	WorkrsCompERFee	76.00	76.00	44.61	7.74	23.65
11000- 1000- 52720- 2000- 512001- 0000- 00000	WorkrsCompERFee	23.00	23.00	15.54	5.18	2.28
11000- 1000- 53330- 1010- 512001- 0000- 00000	ProfessDevelop			1,215.00		1,215.00-
11000- 1000- 53414- 1010- 512001- 0000- 00000	OthProfTech Svcs	2,037.00	2,037.00		2,129.45	92.45-
11000- 1000- 53711- 1010- 512001- 0000- 00000	Other Charges	1,650.00	1,650.00	1,419.50	88.00	142.50
11000- 1000- 54610- 1010- 512001- 0000- 00000	RentLandBldngs	2,000.00	2,000.00	2,000.00		
11000- 1000- 55817- 1010- 512001- 0000- 00000	Student Travel	3,000.00	3,000.00			3,000.00
11000- 1000- 55819- 1010- 512001- 0000- 00000	EmpTravTeachers	250.00	250.00			250.00
11000- 1000- 55915- 1010- 512001- 0000- 00000	OthContract Svcs	22,250.00	22,250.00	19,000.00	3,000.00	250.00
11000- 1000- 56112- 1010- 512001- 0000- 00000	Other Textbooks	38,049.00	38,049.00	5,791.14	13,655.86	18,602.00
11000- 1000- 56112- 3000- 512001- 0000- 00000	Other Textbooks	250.00	250.00			250.00
11000- 1000- 56113- 1010- 512001- 0000- 00000	Software	2,500.00	2,500.00	1,121.17	4,693.01	3,314.18-
11000- 1000- 56118- 1010- 512001- 0000- 00000	GenSuppliesMats	10,000.00	10,000.00	1,026.18	1,570.95	7,402.87
11000- 1000- 57332- 1010- 512001- 0000- 00000	SupplAssets<\$5k	722,816.00	722,816.00		939.40	721,876.60
<b>Total for Func 1000 and Expense accounts</b>		<b>1,546,296.00</b>	<b>1,584,605.00</b>	<b>614,483.24</b>	<b>158,738.74</b>	<b>811,383.02</b>
<b>Funds 11000 - Operational, Func 2100 - Supp Svcs Studnts</b>						
11000- 2100- 51100- 0000- 512001- 1217- 00000	SalariesExpense,SecClerTe	42,300.00	42,300.00	30,458.39	12,541.69	700.08-
11000- 2100- 51100- 0000- 512001- 1218- 00000	SalariesExpense,SchlStude	105,501.00	105,501.00	122,583.56	43,416.76	60,499.32-
11000- 2100- 51100- 4025- 512001- 1214- 00000	SalariesExpense,Couns-Soc	132,100.00	132,100.00	36,869.04	3,880.96	91,350.00
11000- 2100- 51300- 0000- 512001- 1214- 00000	AddtnlCompenstn,Couns-Soc			665.00	210.00	875.00-
11000- 2100- 51300- 0000- 512001- 1217- 00000	AddtnlCompenstn,SecClerTe			595.00	210.00	805.00-
11000- 2100- 51300- 0000- 512001- 1218- 00000	AddtnlCompenstn,SchlStude			3,465.41	1,008.92	4,474.33-
11000- 2100- 52111- 0000- 512001- 0000- 00000	EducRetirement	36,680.00	36,680.00	23,429.89	8,535.14	4,714.97
11000- 2100- 52111- 4025- 512001- 0000- 00000	EducRetirement			5,585.62	587.96	6,173.58-
11000- 2100- 52112- 0000- 512001- 0000- 00000	ERARetireeHlth	4,843.00	4,843.00	3,093.02	1,126.75	623.23
Selection Grouped by Account Type, Filtered by User Permissions, (Org = 120, Online/Offline = N, Period = 4, UnPosted JEs? = N, Assets and Liabilities? = N, Restricted Accts? = Y, Objct = 5, Obj Digits = 0, Page Break Lvl = )						SCHOOLABILITY



Balances through 10/31/2021						Fiscal Year 2021/22	
Funds- Func- Obj ct - Pr gm- Locat n- JbCl - Opt nl	Description	Adopted Budget	Revised Budget	Encumbered	Expenditure	Account Balance	
<b>Funds 11000 - Operational, Func 2100 - SuppSvcsStudnts (continued)</b>							
11000-2100-52112-4025-512001-0000-00000	ERARetireeHlth			737.39	77.62	815.01-	
11000-2100-52210-0000-512001-0000-00000	FICA Payments	15,012.00	15,012.00	9,146.26	3,311.93	2,553.81	
11000-2100-52210-4025-512001-0000-00000	FICA Payments			2,285.89	225.66	2,511.55-	
11000-2100-52220-0000-512001-0000-00000	MedicarePaymnts	3,512.00	3,512.00	2,138.89	774.55	598.56	
11000-2100-52220-4025-512001-0000-00000	MedicarePaymnts			534.66	52.78	587.44-	
11000-2100-52311-0000-512001-0000-00000	Hth&MedPremiums	41,314.00	41,314.00	22,798.38	9,936.43	8,579.19	
11000-2100-52311-4025-512001-0000-00000	Hth&MedPremiums				540.29	540.29-	
11000-2100-52312-0000-512001-0000-00000	Life	228.00	228.00	92.40	42.24	93.36	
11000-2100-52312-4025-512001-0000-00000	Life			25.08	2.64	27.72-	
11000-2100-52313-0000-512001-0000-00000	Dental	1,181.00	1,181.00	954.51	418.75	192.26-	
11000-2100-52313-4025-512001-0000-00000	Dental				10.01	10.01-	
11000-2100-52314-0000-512001-0000-00000	Vision	212.00	212.00	153.30	67.90	9.20-	
11000-2100-52314-4025-512001-0000-00000	Vision				2.19	2.19-	
11000-2100-52315-0000-512001-0000-00000	Disability			106.42	46.94	153.36-	
11000-2100-52315-4025-512001-0000-00000	Disability			131.01	13.79	144.80-	
11000-2100-52500-0000-512001-0000-00000	UnemploymntComp	360.00	360.00	361.05	78.53	79.58-	
11000-2100-52500-4025-512001-0000-00000	UnemploymntComp			114.65	12.80	127.45-	
11000-2100-52710-0000-512001-0000-00000	WorkersCompPrem	3,935.00	3,935.00		3,935.00		
11000-2100-52720-0000-512001-0000-00000	WorkrsCompERFee	40.00	40.00	27.60	9.20	3.20	
11000-2100-53211-2000-512001-0000-00000	DiagsContracted	14,000.00	14,000.00	8,866.38	133.62	5,000.00	
11000-2100-53212-2000-512001-0000-00000	SpeechThrpsCont			5,588.48	2,187.50	7,775.98-	
11000-2100-53213-2000-512001-0000-00000	OccThrpstCont	4,000.00	4,000.00	3,385.00	960.00	345.00-	
11000-2100-53215-2000-512001-0000-00000	PsychologtsCont	2,000.00	2,000.00	1,177.50	822.50		
11000-2100-53414-0000-512001-0000-00000	OthProfTechSvcs	20,118.00	20,118.00	15,247.44	4,870.56		
11000-2100-55915-0000-512001-0000-00000	OthContractSvcs	3,776.00	3,776.00	2,835.72	989.88	49.60-	
11000-2100-56113-0000-512001-0000-00000	Software	7,175.00	7,175.00	7,175.00	826.88	826.88-	
11000-2100-56118-0000-512001-0000-00000	GenSuppliesMats	900.00	900.00			900.00	
11000-2100-56118-2000-512001-0000-00000	GenSuppliesMats	192.00	192.00			192.00	
<b>Total for Func 2100 and Expense accounts</b>		<b>439,379.00</b>	<b>439,379.00</b>	<b>310,627.94</b>	<b>101,868.37</b>	<b>26,882.69</b>	
<b>Funds 11000 - Operational, Func 2200 - Suppt Svcs Inst</b>							
11000-2200-53330-0000-512001-0000-00000	ProfessDevelop	1,000.00	1,000.00			1,000.00	
11000-2200-55915-0000-512001-0000-00000	OthContractSvcs	10,000.00	10,000.00	10,000.00	2,348.07	2,348.07-	
11000-2200-56113-0000-512001-0000-00000	Software	4,000.00	4,000.00	4,000.00			
11000-2200-56118-0000-512001-0000-00000	GenSuppliesMats	1,852.00	1,852.00	1,152.00		700.00	
<b>Total for Func 2200 and Expense accounts</b>		<b>16,852.00</b>	<b>16,852.00</b>	<b>15,152.00</b>	<b>2,348.07</b>	<b>648.07-</b>	
<b>Funds 11000 - Operational, Func 2300 - SupptSvcs-Admin</b>							
Selection Grouped by Account Type, Filtered by User Permissions, (Org = 120, Online/Offline = N, Period = 4, UnPosted JEs? = N, Assets and Liabilities? = N, Restricted Accts? = Y, Objct = 5, Obj Digits = 0, Page Break Lvl = )						SCHOOLABILITY	

Balances through 10/31/2021						Fiscal Year 2021/22
Funds- Func- Obj ct - Pr gm- Locat n- JbCl - Opt nl	Description	Adopted Budget	Revised Budget	Encumbered	Expenditure	Account Balance
<b>Funds 11000 - Operational, Func 2300 - SupptSvcs-Admin</b>						
11000- 2300- 51100- 0000- 512001- 1111- 00000	SalariesExpense,Superinte	86,291.00	86,291.00	61,123.33	25,168.43	.76-
11000- 2300- 52111- 0000- 512001- 0000- 00000	EducRetirement	13,074.00	13,074.00	9,260.24	3,813.04	.72
11000- 2300- 52112- 0000- 512001- 0000- 00000	ERARetireeHlth	1,726.00	1,726.00	1,222.47	503.37	.16
11000- 2300- 52210- 0000- 512001- 0000- 00000	FICA Payments	5,351.00	5,351.00	3,694.61	1,522.24	134.15
11000- 2300- 52220- 0000- 512001- 0000- 00000	MedicarePaymnts	1,252.00	1,252.00	863.94	355.98	32.08
11000- 2300- 52311- 0000- 512001- 0000- 00000	Hth&MedPremiums	4,632.00	4,632.00	3,466.47	1,392.75	227.22-
11000- 2300- 52312- 0000- 512001- 0000- 00000	Life	48.00	48.00	19.89	8.19	19.92
11000- 2300- 52313- 0000- 512001- 0000- 00000	Dental	102.00	102.00	75.65	31.15	4.80-
11000- 2300- 52314- 0000- 512001- 0000- 00000	Vision	45.00	45.00	32.98	13.58	1.56-
11000- 2300- 52500- 0000- 512001- 0000- 00000	UnemploymntComp	75.00	75.00	79.11		4.11-
11000- 2300- 52710- 0000- 512001- 0000- 00000	WorkersCompPrem	1,402.00	1,402.00		1,402.00	
11000- 2300- 52720- 0000- 512001- 0000- 00000	WorkrsCompERFee	9.00	9.00	6.12	2.04	.84
11000- 2300- 53330- 0000- 512001- 0000- 00000	ProfessDevelop			199.00		199.00-
11000- 2300- 53411- 0000- 512001- 0000- 00000	Auditing	15,000.00	15,000.00	4,212.49	10,787.51	
11000- 2300- 53413- 0000- 512001- 0000- 00000	Legal	6,000.00	6,000.00	19,831.79	2,168.21	16,000.00-
11000- 2300- 53711- 0000- 512001- 0000- 00000	Other Charges	200.00	200.00			200.00
11000- 2300- 55400- 0000- 512001- 0000- 00000	Advertising	1,000.00	1,000.00	6,720.01	2,169.99	7,890.00-
11000- 2300- 55812- 0000- 512001- 0000- 00000	Board Training	1,000.00	1,000.00			1,000.00
11000- 2300- 55915- 0000- 512001- 0000- 00000	OthContractSvcs	8,650.00	8,650.00	4,381.86	1,618.14	2,650.00
<b>Total for Func 2300 and Expense accounts</b>		<b>145,857.00</b>	<b>145,857.00</b>	<b>115,189.96</b>	<b>50,956.62</b>	<b>20,289.58-</b>
<b>Funds 11000 - Operational, Func 2400 - SupSvcsSchAdmin</b>						
11000- 2400- 51100- 0000- 512001- 1217- 00000	SalariesExpense,SecClerTe	34,300.00	34,300.00	24,437.50	10,062.50	200.00-
11000- 2400- 51300- 0000- 512001- 1217- 00000	AddtnlCompenstn,SecClerTe	7,625.00	7,625.00	4,136.78	1,668.38	1,819.84
11000- 2400- 52111- 0000- 512001- 0000- 00000	EducRetirement	12,081.00	12,081.00	4,238.78	1,745.38	6,096.84
11000- 2400- 52112- 0000- 512001- 0000- 00000	ERARetireeHlth	1,595.00	1,595.00	559.64	230.44	804.92
11000- 2400- 52210- 0000- 512001- 0000- 00000	FICA Payments	4,946.00	4,946.00	1,755.93	720.86	2,469.21
11000- 2400- 52220- 0000- 512001- 0000- 00000	MedicarePaymnts	1,630.00	1,630.00	410.72	168.61	1,050.67
11000- 2400- 52311- 0000- 512001- 0000- 00000	Hth&MedPremiums	3,928.00	3,928.00			3,928.00
11000- 2400- 52312- 0000- 512001- 0000- 00000	Life	114.00	114.00	22.44	9.24	82.32
11000- 2400- 52313- 0000- 512001- 0000- 00000	Dental	840.00	840.00	508.98	209.58	121.44
11000- 2400- 52314- 0000- 512001- 0000- 00000	Vision	172.00	172.00	84.15	34.65	53.20
11000- 2400- 52315- 0000- 512001- 0000- 00000	Disability	151.00	151.00			151.00
11000- 2400- 52500- 0000- 512001- 0000- 00000	UnemploymntComp	180.00	180.00	72.15	11.13	96.72
11000- 2400- 52710- 0000- 512001- 0000- 00000	WorkersCompPrem	1,173.00	1,173.00		1,173.00	
11000- 2400- 52720- 0000- 512001- 0000- 00000	WorkrsCompERFee	20.00	20.00	6.90	2.30	10.80
11000- 2400- 53711- 0000- 512001- 0000- 00000	Other Charges	100.00	100.00	100.00		

Selection Grouped by Account Type, Filtered by User Permissions, (Org = 120, Online/Offline = N, Period = 4, UnPosted JEs? = N, Assets and Liabilities? = N, Restricted Accts? = Y, Objct = 5, Obj Digits = 0, Page Break Lvl = )

Balances through 10/31/2021						Fiscal Year 2021/22	
Funds- Func- Obj ct - Pr gm- Locat n- Jb Cl - Opt nl	Description	Adopted Budget	Revised Budget	Encumbered	Expenditure	Account Balance	
<b>Funds 11000 - Operational, Func 2400 - SupSvcsSchAdmin (continued)</b>							
11000-2400-55813-0000-512001-0000-00000	EmpTravNonTeach	1,000.00	1,000.00			1,000.00	
11000-2400-55915-0000-512001-0000-00000	OthContractSvcs	800.00	800.00	600.00		200.00	
11000-2400-56118-0000-512001-0000-00000	GenSuppliesMats	6,809.00	6,809.00	1,448.79	2,122.12	3,238.09	
<b>Total for Func 2400 and Expense accounts</b>		<b>77,464.00</b>	<b>77,464.00</b>	<b>38,382.76</b>	<b>18,158.19</b>	<b>20,923.05</b>	
<b>Funds 11000 - Operational, Func 2500 - Central Svcs</b>							
11000-2500-53330-0000-512001-0000-00000	ProfessDevelop	3,000.00	3,000.00			3,000.00	
11000-2500-53414-0000-512001-0000-00000	OthProfTechSvcs	136,547.00	136,547.00	106,524.58	37,102.05	7,079.63-	
11000-2500-53711-0000-512001-0000-00000	Other Charges	298.00	298.00	298.00			
11000-2500-54620-0000-512001-0000-00000	RentlEquipVehcl	19,659.00	19,659.00	13,154.40	6,504.60		
11000-2500-55400-0000-512001-0000-00000	Advertising	2,000.00	2,000.00	1,936.41	2,533.52	2,469.93-	
11000-2500-55915-0000-512001-0000-00000	OthContractSvcs	600.00	600.00	400.00	200.00		
11000-2500-56113-0000-512001-0000-00000	Software	17,500.00	17,500.00		17,260.00	240.00	
11000-2500-56118-0000-512001-0000-00000	GenSuppliesMats	4,016.00	4,016.00	957.00	1,059.00	2,000.00	
<b>Total for Func 2500 and Expense accounts</b>		<b>183,620.00</b>	<b>183,620.00</b>	<b>123,270.39</b>	<b>64,659.17</b>	<b>4,309.56-</b>	
<b>Funds 11000 - Operational, Func 2600 - Op&amp;MaintofPlant</b>							
11000-2600-53711-0000-512001-0000-00000	Other Charges			135.00		135.00-	
11000-2600-54312-0000-512001-0000-00000	MntRepBlgsGrnds	12,000.00	12,000.00	10,689.77	1,795.67	485.44-	
11000-2600-54411-0000-512001-0000-00000	Electricity	26,000.00	26,000.00	20,118.10	5,881.90		
11000-2600-54412-0000-512001-0000-00000	NatGasBuildings	1,678.00	1,678.00	1,488.35	189.65		
11000-2600-54415-0000-512001-0000-00000	Water/Sewage	7,255.00	7,255.00	4,088.59	3,166.41		
11000-2600-54416-0000-512001-0000-00000	CommunicatnSvcs	26,340.00	26,340.00	22,432.97	3,907.03		
11000-2600-54610-0000-512001-0000-00000	RentlLandBldngs	326,833.00	326,833.00	134,214.15	153,649.36	38,969.49	
11000-2600-55200-0000-512001-0000-00000	PropertyLiablns	17,500.00	17,500.00		17,500.00		
11000-2600-55915-0000-512001-0000-00000	OthContractSvcs	68,887.00	68,887.00	58,104.31	7,893.28	2,889.41	
11000-2600-56118-0000-512001-0000-00000	GenSuppliesMats	3,500.00	3,500.00	831.33	268.67	2,400.00	
11000-2600-57332-0000-512001-0000-00000	SupplAssets<\$5k	1,500.00	1,500.00	4,457.92	96.18	3,054.10-	
<b>Total for Func 2600 and Expense accounts</b>		<b>491,493.00</b>	<b>491,493.00</b>	<b>256,560.49</b>	<b>194,348.15</b>	<b>40,584.36</b>	
<b>Funds 11000 - Operational, Func 3100 - FoodSvcsOpertns</b>							
11000-3100-56116-0000-512001-0000-00000	Food				234.14	234.14-	
11000-3100-56118-0000-512001-0000-00000	GenSuppliesMats	250.00	250.00			250.00	
<b>Total for Func 3100 and Expense accounts</b>		<b>250.00</b>	<b>250.00</b>	<b>.00</b>	<b>234.14</b>	<b>15.86</b>	
<b>Total for Funds 11000</b>		<b>2,901,211.00</b>	<b>2,939,520.00</b>	<b>1,473,666.78</b>	<b>591,311.45</b>	<b>874,541.77</b>	
<b>Funds 21000 - Food Svcs, Func 3100 - FoodSvcsOpertns</b>							
21000-3100-56116-0000-512001-0000-00000	Food	40,000.00	40,000.00	40,000.00			
<b>Total for Funds 21000, Func 3100 and Expense accounts</b>		<b>40,000.00</b>	<b>40,000.00</b>	<b>40,000.00</b>	<b>.00</b>	<b>.00</b>	

Selection Grouped by Account Type, Filtered by User Permissions, (Org = 120, Online/Offline = N, Period = 4, UnPosted JEs? = N, Assets and Liabilities? = N, Restricted Accts? = Y, Objct = 5, Obj Digits = 0, Page Break Lvl = )

Balances through 10/31/2021					Fiscal Year 2021/22	
Funds- Func- Obj ct - Pr gm- Locat n- JbCl - Opt nl	Description	Adopted Budget	Revised Budget	Encumbered	Expenditure	Account Balance
<b>Funds 23000 - Non-InstctSupp, Func 3100 - FoodSvcsOpertns</b>						
23000- 3100- 56116- 0000- 512001- 0000- 00000	Food			3.76		3.76-
<b>Total for Funds 23000, Func 3100 and Expense accounts</b>		<b>.00</b>	<b>.00</b>	<b>3.76</b>	<b>.00</b>	<b>3.76-</b>
<b>Funds 24101 - Title I - IASA, Func 1000 - Instruction</b>						
24101- 1000- 51100- 1010- 512001- 1711- 00000	SalariesExpense,InstAsst1	56,167.00	56,167.00	44,471.78	11,703.10	7.88-
24101- 1000- 51300- 1010- 512001- 1411- 00000	AddtnlCompenstn,Teachers	2,700.00	2,700.00			2,700.00
24101- 1000- 51300- 1010- 512001- 1711- 00000	AddtnlCompenstn,InstAsst1	7,700.00	7,700.00	1,979.23	520.85	5,199.92
24101- 1000- 52111- 0000- 512001- 0000- 00000	EducRetirement	10,088.00	10,088.00			10,088.00
24101- 1000- 52111- 1010- 512001- 0000- 00000	EducRetirement			7,037.22	1,851.90	8,889.12-
24101- 1000- 52112- 0000- 512001- 0000- 00000	ERARetireeHlth	1,332.00	1,332.00			1,332.00
24101- 1000- 52112- 1010- 512001- 0000- 00000	ERARetireeHlth			928.91	244.45	1,173.36-
24101- 1000- 52210- 0000- 512001- 0000- 00000	FICA Payments	4,129.00	4,129.00			4,129.00
24101- 1000- 52210- 1010- 512001- 0000- 00000	FICA Payments			2,741.32	721.64	3,462.96-
24101- 1000- 52220- 0000- 512001- 0000- 00000	MedicarePaymnts	1,345.00	1,345.00			1,345.00
24101- 1000- 52220- 1010- 512001- 0000- 00000	MedicarePaymnts			641.06	168.76	809.82-
24101- 1000- 52311- 0000- 512001- 0000- 00000	Hth&MedPremiums	6,333.00	6,333.00			6,333.00
24101- 1000- 52311- 1010- 512001- 0000- 00000	Hth&MedPremiums			4,895.73	1,279.40	6,175.13-
24101- 1000- 52312- 0000- 512001- 0000- 00000	Life	100.00	100.00			100.00
24101- 1000- 52312- 1010- 512001- 0000- 00000	Life			43.89	11.55	55.44-
24101- 1000- 52313- 0000- 512001- 0000- 00000	Dental	343.00	343.00			343.00
24101- 1000- 52313- 1010- 512001- 0000- 00000	Dental			271.51	71.45	342.96-
24101- 1000- 52314- 0000- 512001- 0000- 00000	Vision	66.00	66.00			66.00
24101- 1000- 52314- 1010- 512001- 0000- 00000	Vision			52.25	13.75	66.00-
24101- 1000- 52315- 0000- 512001- 0000- 00000	Disability	92.00	92.00			92.00
24101- 1000- 52315- 1010- 512001- 0000- 00000	Disability			72.58	19.10	91.68-
24101- 1000- 52500- 0000- 512001- 0000- 00000	UnemploymntComp	157.00	157.00			157.00
24101- 1000- 52500- 1010- 512001- 0000- 00000	UnemploymntComp			121.05	21.16	142.21-
24101- 1000- 52710- 0000- 512001- 0000- 00000	WorkersCompPrem	914.00	914.00			914.00
24101- 1000- 52710- 1010- 512001- 0000- 00000	WorkersCompPrem				914.00	914.00-
24101- 1000- 52720- 0000- 512001- 0000- 00000	WorkrsCompERFee	18.00	18.00			18.00
24101- 1000- 52720- 1010- 512001- 0000- 00000	WorkrsCompERFee			12.06	4.02	16.08-
24101- 1000- 56118- 1010- 512001- 0000- 00000	GenSuppliesMats	1,550.00	1,550.00			1,550.00
<b>Total for Funds 24101, Func 1000 and Expense accounts</b>		<b>93,034.00</b>	<b>93,034.00</b>	<b>63,268.59</b>	<b>17,545.13</b>	<b>12,220.28</b>
<b>Funds 24106 - IDEABEntitlemnt, Func 1000 - Instruction</b>						
24106- 1000- 51100- 2000- 512001- 1412- 00000	SalariesExpense,Teachers	47,300.00	47,300.00	37,445.96	9,854.20	.16-
24106- 1000- 52111- 0000- 512001- 0000- 00000	EducRetirement	7,166.00	7,166.00			7,166.00

Selection Grouped by Account Type, Filtered by User Permissions, (Org = 120, Online/Offline = N, Period = 4, UnPosted JEs? = N, Assets and Liabilities? = N, Restricted Accts? = Y, Objc Digits = 0, Page Break Lvl = )

Balances through 10/31/2021						Fiscal Year 2021/22	
Funds- Func- Obj ct - Pr gm- Locat n- Jb Cl - Opt nl	Description	Adopted Budget	Revised Budget	Encumbered	Expenditure	Account Balance	
<b>Funds 24106 - IDEABEntitlemnt, Func 1000 - Instruction (continued)</b>							
24106- 1000- 52111- 2000- 512001- 0000- 00000	EducRetirement			5,673.02	1,492.90	7,165.92-	
24106- 1000- 52112- 0000- 512001- 0000- 00000	ERARetireeHlth	946.00	946.00			946.00	
24106- 1000- 52112- 2000- 512001- 0000- 00000	ERARetireeHlth			748.98	197.10	946.08-	
24106- 1000- 52210- 0000- 512001- 0000- 00000	FICA Payments	2,933.00	2,933.00			2,933.00	
24106- 1000- 52210- 2000- 512001- 0000- 00000	FICA Payments			2,232.88	587.75	2,820.63-	
24106- 1000- 52220- 0000- 512001- 0000- 00000	MedicarePaymnts	686.00	686.00			686.00	
24106- 1000- 52220- 2000- 512001- 0000- 00000	MedicarePaymnts			522.12	137.44	659.56-	
24106- 1000- 52311- 0000- 512001- 0000- 00000	Hth&MedPremiums	3,675.00	3,675.00			3,675.00	
24106- 1000- 52311- 2000- 512001- 0000- 00000	Hth&MedPremiums			3,108.78	812.42	3,921.20-	
24106- 1000- 52312- 0000- 512001- 0000- 00000	Life	57.00	57.00			57.00	
24106- 1000- 52312- 2000- 512001- 0000- 00000	Life			25.08	6.60	31.68-	
24106- 1000- 52313- 0000- 512001- 0000- 00000	Dental	241.00	241.00			241.00	
24106- 1000- 52313- 2000- 512001- 0000- 00000	Dental			190.19	50.05	240.24-	
24106- 1000- 52314- 0000- 512001- 0000- 00000	Vision	53.00	53.00			53.00	
24106- 1000- 52314- 2000- 512001- 0000- 00000	Vision			41.61	10.95	52.56-	
24106- 1000- 52500- 0000- 512001- 0000- 00000	UnemploymntComp	90.00	90.00			90.00	
24106- 1000- 52500- 2000- 512001- 0000- 00000	UnemploymntComp			87.49		87.49-	
24106- 1000- 52710- 0000- 512001- 0000- 00000	WorkersCompPrem	769.00	769.00			769.00	
24106- 1000- 52710- 2000- 512001- 0000- 00000	WorkersCompPrem				769.00	769.00-	
24106- 1000- 52720- 0000- 512001- 0000- 00000	WorkrsCompERFee	10.00	10.00			10.00	
24106- 1000- 52720- 2000- 512001- 0000- 00000	WorkrsCompERFee			6.90	2.30	9.20-	
<b>Total for Func 1000 and Expense accounts</b>		<b>63,926.00</b>	<b>63,926.00</b>	<b>50,083.01</b>	<b>13,920.71</b>	<b>77.72-</b>	
<b>Funds 24106 - IDEABEntitlemnt, Func 2100 - SuppSvcsStudnts</b>							
24106- 2100- 53211- 2000- 512001- 0000- 00000	DiagsContracted			3,791.85	1,208.15	5,000.00-	
24106- 2100- 53212- 2000- 512001- 0000- 00000	SpeechThrpsCont			4,424.02		4,424.02-	
24106- 2100- 56118- 0000- 512001- 0000- 00000	GenSuppliesMats	4,855.00	4,855.00			4,855.00	
<b>Total for Func 2100 and Expense accounts</b>		<b>4,855.00</b>	<b>4,855.00</b>	<b>8,215.87</b>	<b>1,208.15</b>	<b>4,569.02-</b>	
<b>Total for Funds 24106</b>		<b>68,781.00</b>	<b>68,781.00</b>	<b>58,298.88</b>	<b>15,128.86</b>	<b>4,646.74-</b>	
<b>Funds 24154 - TchPrinTrainRec, Func 1000 - Instruction</b>							
24154- 1000- 51300- 1010- 512001- 1411- 00000	AddtnlCompenstn,Teachers	5,400.00	5,400.00	450.00	435.00	4,515.00	
24154- 1000- 52111- 0000- 512001- 0000- 00000	EducRetirement	819.00	819.00			819.00	
24154- 1000- 52111- 1010- 512001- 0000- 00000	EducRetirement			68.20	65.93	134.13-	
24154- 1000- 52112- 0000- 512001- 0000- 00000	ERARetireeHlth	108.00	108.00			108.00	
24154- 1000- 52112- 1010- 512001- 0000- 00000	ERARetireeHlth			9.00	8.70	17.70-	
24154- 1000- 52210- 0000- 512001- 0000- 00000	FICA Payments	336.00	336.00			336.00	

Selection Grouped by Account Type, Filtered by User Permissions, (Org = 120, Online/Offline = N, Period = 4, UnPosted JEs? = N, Assets and Liabilities? = N, Restricted Accts? = Y, Objct = 5, Obj Digits = 0, Page Break Lvl = )

Balances through 10/31/2021						Fiscal Year 2021/22
Funds- Func- Obj ct - Pr gm- Locat n- Jb Cl - Opt nl	Description	Adopted Budget	Revised Budget	Encumbered	Expenditure	Account Balance
<b>Funds 24154 - TchPrinTrainRec, Func 1000 - Instruction (continued)</b>						
24154- 1000- 52210- 1010- 512001- 0000- 00000	FICA Payments			27.90	26.97	54.87-
24154- 1000- 52220- 0000- 512001- 0000- 00000	MedicarePaymnts	363.00	363.00			363.00
24154- 1000- 52220- 1010- 512001- 0000- 00000	MedicarePaymnts			6.50	6.28	12.78-
24154- 1000- 52500- 1010- 512001- 0000- 00000	UnemploymntComp			.29		.29-
24154- 1000- 53330- 1010- 512001- 0000- 00000	ProfessDevelop	1,718.00	1,718.00			1,718.00
<b>Total for Func 1000 and Expense accounts</b>		<b>8,744.00</b>	<b>8,744.00</b>	<b>561.89</b>	<b>542.88</b>	<b>7,639.23</b>
<b>Funds 24154 - TchPrinTrainRec, Func 2400 - SupSvcsSchAdmin</b>						
24154- 2400- 53330- 0000- 512001- 0000- 00000	ProfessDevelop	997.00	997.00			997.00
<b>Total for Func 2400 and Expense accounts</b>		<b>997.00</b>	<b>997.00</b>	<b>.00</b>	<b>.00</b>	<b>997.00</b>
<b>Total for Funds 24154</b>		<b>9,741.00</b>	<b>9,741.00</b>	<b>561.89</b>	<b>542.88</b>	<b>8,636.23</b>
<b>Funds 24189 - SSAE Title IV, Func 2100 - SuppSvcsStudnts</b>						
24189- 2100- 51100- 0000- 512001- 1214- 00000	SalariesExpense,Couns-Soc	7,328.00	7,328.00	5,728.50	1,342.84	256.66
24189- 2100- 52111- 0000- 512001- 0000- 00000	EducRetirement	1,111.00	1,111.00	867.92	229.69	13.39
24189- 2100- 52112- 0000- 512001- 0000- 00000	ERARetireeHlth	147.00	147.00	114.57	30.32	2.11
24189- 2100- 52210- 0000- 512001- 0000- 00000	FICA Payments	455.00	455.00	339.15	89.25	26.60
24189- 2100- 52220- 0000- 512001- 0000- 00000	MedicarePaymnts	107.00	107.00	79.23	20.86	6.91
24189- 2100- 52311- 0000- 512001- 0000- 00000	Hth&MedPremiums	687.00	687.00	582.73	165.82	61.55-
24189- 2100- 52312- 0000- 512001- 0000- 00000	Life	8.00	8.00	3.80	1.09	3.11
24189- 2100- 52313- 0000- 512001- 0000- 00000	Dental	16.00	16.00	14.44	4.15	2.59-
24189- 2100- 52314- 0000- 512001- 0000- 00000	Vision	7.00	7.00	6.27	1.81	1.08-
24189- 2100- 52500- 0000- 512001- 0000- 00000	UnemploymntComp	12.00	12.00	12.34		.34-
24189- 2100- 52710- 0000- 512001- 0000- 00000	WorkersCompPrem	120.00	120.00		120.00	
24189- 2100- 52720- 0000- 512001- 0000- 00000	WorkrsCompERFee	2.00	2.00	1.05	.40	.55
<b>Total for Funds 24189, Func 2100 and Expense accounts</b>		<b>10,000.00</b>	<b>10,000.00</b>	<b>7,750.00</b>	<b>2,006.23</b>	<b>243.77</b>
<b>Funds 24308 - CRRSA, ESSER II, Func 1000 - Instruction</b>						
24308- 1000- 51100- 1010- 512001- 1711- 00000	SalariesExpense,InstAsst1	32,100.00	32,100.00	24,396.00	7,704.00	
24308- 1000- 52111- 0000- 512001- 0000- 00000	EducRetirement	4,864.00	4,864.00			4,864.00
24308- 1000- 52111- 1010- 512001- 0000- 00000	EducRetirement			3,696.07	1,167.18	4,863.25-
24308- 1000- 52112- 0000- 512001- 0000- 00000	ERARetireeHlth	642.00	642.00			642.00
24308- 1000- 52112- 1010- 512001- 0000- 00000	ERARetireeHlth			487.92	154.08	642.00-
24308- 1000- 52210- 0000- 512001- 0000- 00000	FICA Payments	1,991.00	1,991.00			1,991.00
24308- 1000- 52210- 1010- 512001- 0000- 00000	FICA Payments			1,339.12	423.52	1,762.64-
24308- 1000- 52220- 0000- 512001- 0000- 00000	MedicarePaymnts	466.00	466.00			466.00
24308- 1000- 52220- 1010- 512001- 0000- 00000	MedicarePaymnts			313.12	99.04	412.16-
24308- 1000- 52311- 0000- 512001- 0000- 00000	Hth&MedPremiums	8,246.00	8,566.00			8,566.00
Selection Grouped by Account Type, Filtered by User Permissions, (Org = 120, Online/Offline = N, Period = 4, UnPosted JEs? = N, Assets and Liabilities? = N, Restricted Accts? = Y, Objct = 5, Obj Digits = 0, Page Break Lvl = )						

Balances through 10/31/2021						Fiscal Year 2021/22
Funds- Func- Obj ct - Pr gm- Locat n- Jb Cl - Opt nl	Description	Adopted Budget	Revised Budget	Encumbered	Expenditure	Account Balance
<b>Funds 24308 - CRRSA, ESSER II, Func 1000 - Instruction (continued)</b>						
24308- 1000- 52311- 1010- 512001- 0000- 00000	Hth&MedPremiums			6,527.64	2,037.50	8,565.14-
24308- 1000- 52312- 0000- 512001- 0000- 00000	Life	57.00	57.00			57.00
24308- 1000- 52312- 1010- 512001- 0000- 00000	Life			25.08	7.92	33.00-
24308- 1000- 52500- 0000- 512001- 0000- 00000	UnemploymntComp	90.00	90.00			90.00
24308- 1000- 52500- 1010- 512001- 0000- 00000	UnemploymntComp			63.60	21.76	85.36-
24308- 1000- 52710- 0000- 512001- 0000- 00000	WorkersCompPrem	522.00	522.00			522.00
24308- 1000- 52710- 1010- 512001- 0000- 00000	WorkersCompPrem				522.00	522.00-
24308- 1000- 52720- 0000- 512001- 0000- 00000	WorkrsCompERFee	10.00	10.00			10.00
24308- 1000- 52720- 1010- 512001- 0000- 00000	WorkrsCompERFee			6.90	2.30	9.20-
24308- 1000- 56113- 1010- 512001- 0000- 00000	Software		8,340.00		8,340.00	
24308- 1000- 56118- 1010- 512001- 0000- 00000	GenSuppliesMats		398.00		398.00	
24308- 1000- 57332- 1010- 512001- 0000- 00000	SupplAssets<\$5k		15,731.00	955.42	20,553.05	5,777.47-
<b>Total for Func 1000 and Expense accounts</b>		<b>48,988.00</b>	<b>73,777.00</b>	<b>37,810.87</b>	<b>41,430.35</b>	<b>5,464.22-</b>
<b>Funds 24308 - CRRSA, ESSER II, Func 2100 - SuppSvcsStudnts</b>						
24308- 2100- 51100- 0000- 512001- 1214- 00000	SalariesExpense,Couns-Soc	76,225.00	76,225.00	26,096.50	1,337.66	48,790.84
24308- 2100- 52111- 0000- 512001- 0000- 00000	EducRetirement	11,549.00	11,549.00	3,953.71	176.43	7,418.86
24308- 2100- 52112- 0000- 512001- 0000- 00000	ERARetireeHlth	1,526.00	1,526.00	521.93	23.29	980.78
24308- 2100- 52210- 0000- 512001- 0000- 00000	FICA Payments	4,727.00	4,727.00	1,544.89	68.45	3,113.66
24308- 2100- 52220- 0000- 512001- 0000- 00000	MedicarePaymnts	1,106.00	1,106.00	361.38	16.01	728.61
24308- 2100- 52311- 0000- 512001- 0000- 00000	Hth&MedPremiums	20,621.00	20,621.00	2,654.30	116.93	17,849.77
24308- 2100- 52312- 0000- 512001- 0000- 00000	Life	96.00	96.00	17.29	.76	77.95
24308- 2100- 52313- 0000- 512001- 0000- 00000	Dental	801.00	801.00	65.74	2.90	732.36
24308- 2100- 52314- 0000- 512001- 0000- 00000	Vision	155.00	155.00	28.69	1.27	125.04
24308- 2100- 52315- 0000- 512001- 0000- 00000	Disability	222.00	222.00			222.00
24308- 2100- 52500- 0000- 512001- 0000- 00000	UnemploymntComp	151.00	151.00	56.48		94.52
24308- 2100- 52710- 0000- 512001- 0000- 00000	WorkersCompPrem	1,239.00	1,239.00		1,239.00	
24308- 2100- 52720- 0000- 512001- 0000- 00000	WorkrsCompERFee	17.00	17.00	4.77		12.23
<b>Total for Func 2100 and Expense accounts</b>		<b>118,435.00</b>	<b>118,435.00</b>	<b>35,305.68</b>	<b>2,982.70</b>	<b>80,146.62</b>
<b>Funds 24308 - CRRSA, ESSER II, Func 2600 - Op&amp;MaintofPlant</b>						
24308- 2600- 57332- 0000- 512001- 0000- 00000	SupplAssets<\$5k	140,842.00	116,053.00			116,053.00
<b>Total for Func 2600 and Expense accounts</b>		<b>140,842.00</b>	<b>116,053.00</b>	<b>.00</b>	<b>.00</b>	<b>116,053.00</b>
<b>Total for Funds 24308</b>		<b>308,265.00</b>	<b>308,265.00</b>	<b>73,116.55</b>	<b>44,413.05</b>	<b>190,735.40</b>
<b>Funds 24330 - ESSER III, Func 1000 - Instruction</b>						
24330- 1000- 51100- 1010- 512001- 1411- 00000	SalariesExpense,Teachers		368,300.00		25,216.72	343,083.28
24330- 1000- 52111- 1010- 512001- 0000- 00000	EducRetirement		55,797.00		3,820.36	51,976.64

Selection Grouped by Account Type, Filtered by User Permissions, (Org = 120, Online/Offline = N, Period = 4, UnPosted JEs? = N, Assets and Liabilities? = N, Restricted Accts? = Y, Objct = 5, Obj Digits = 0, Page Break Lvl = )



Balances through 10/31/2021						Fiscal Year 2021/22
Funds- Func- Obj ct - Pr gm- Locat n- Jb Cl - Opt nl	Description	Adopted Budget	Revised Budget	Encumbered	Expenditure	Account Balance
<b>Funds 24330 - ESSER III, Func 1000 - Instruction (continued)</b>						
24330- 1000- 52112- 1010- 512001- 0000- 00000	ERARetireeHlth		7,366.00		504.36	6,861.64
24330- 1000- 52210- 1010- 512001- 0000- 00000	FICA Payments		22,835.00		1,445.85	21,389.15
24330- 1000- 52220- 1010- 512001- 0000- 00000	MedicarePaymnts		5,341.00		338.15	5,002.85
24330- 1000- 52311- 1010- 512001- 0000- 00000	Hth&MedPremiums		72,526.00		4,193.66	68,332.34
24330- 1000- 52312- 1010- 512001- 0000- 00000	Life		253.00		15.84	237.16
24330- 1000- 52313- 1010- 512001- 0000- 00000	Dental		3,357.00		199.84	3,157.16
24330- 1000- 52314- 1010- 512001- 0000- 00000	Vision		527.00		32.20	494.80
24330- 1000- 52315- 1010- 512001- 0000- 00000	Disability		957.00		63.66	893.34
24330- 1000- 52500- 1010- 512001- 0000- 00000	UnemploymntComp		720.00		4.07	715.93
24330- 1000- 52720- 1010- 512001- 0000- 00000	WorkrsCompERFee		80.00		6.90	73.10
<b>Total for Func 1000 and Expense accounts</b>		<b>.00</b>	<b>538,059.00</b>	<b>.00</b>	<b>35,841.61</b>	<b>502,217.39</b>
<b>Funds 24330 - ESSER III, Func 2100 - SuppSvcsStudnts</b>						
24330- 2100- 51100- 0000- 512001- 1214- 00000	SalariesExpense,Couns-Soc		55,418.00		4,618.16	50,799.84
24330- 2100- 51100- 0000- 512001- 1218- 00000	SalariesExpense,SchlStude		48,800.00			48,800.00
24330- 2100- 52111- 0000- 512001- 0000- 00000	EducRetirement		10,991.00		699.64	10,291.36
24330- 2100- 52112- 0000- 512001- 0000- 00000	ERARetireeHlth		1,451.00		92.36	1,358.64
24330- 2100- 52210- 0000- 512001- 0000- 00000	FICA Payments		4,498.00		271.96	4,226.04
24330- 2100- 52220- 0000- 512001- 0000- 00000	MedicarePaymnts		1,052.00		63.59	988.41
24330- 2100- 52311- 0000- 512001- 0000- 00000	Hth&MedPremiums		11,328.00		521.67	10,806.33
24330- 2100- 52312- 0000- 512001- 0000- 00000	Life		75.00		3.44	71.56
24330- 2100- 52313- 0000- 512001- 0000- 00000	Dental		377.00		13.04	363.96
24330- 2100- 52314- 0000- 512001- 0000- 00000	Vision		124.00		5.68	118.32
24330- 2100- 52500- 0000- 512001- 0000- 00000	UnemploymntComp		360.00			360.00
24330- 2100- 52720- 0000- 512001- 0000- 00000	WorkrsCompERFee		40.00		1.50	38.50
<b>Total for Func 2100 and Expense accounts</b>		<b>.00</b>	<b>134,514.00</b>	<b>.00</b>	<b>6,291.04</b>	<b>128,222.96</b>
<b>Total for Funds 24330</b>		<b>.00</b>	<b>672,573.00</b>	<b>.00</b>	<b>42,132.65</b>	<b>630,440.35</b>
<b>Funds 26207 - CNM Foundation, Func 1000 - Instruction</b>						
26207- 1000- 56118- 1010- 512001- 0000- 00000	GenSuppliesMats	500.00	500.00			500.00
<b>Total for Funds 26207, Func 1000 and Expense accounts</b>		<b>500.00</b>	<b>500.00</b>	<b>.00</b>	<b>.00</b>	<b>500.00</b>
<b>Funds 27107 - 2012GOBondSB66, Func 2200 - Suppt Svcs Inst</b>						
27107- 2200- 56114- 0000- 512001- 0000- 00000	LibraryAudioVis	6,317.00	6,317.00			6,317.00
<b>Total for Funds 27107, Func 2200 and Expense accounts</b>		<b>6,317.00</b>	<b>6,317.00</b>	<b>.00</b>	<b>.00</b>	<b>6,317.00</b>
<b>Funds 27407 - FII, Func 1000 - Instruction</b>						
27407- 1000- 51100- 1010- 512001- 1411- 00000	SalariesExpense,Teachers		52,381.00	34,057.50	9,759.18	8,564.32
27407- 1000- 51100- 1010- 512001- 1711- 00000	SalariesExpense,InstAsst1		27,944.00	17,442.00	5,508.00	4,994.00

Selection Grouped by Account Type, Filtered by User Permissions, (Org = 120, Online/Offline = N, Period = 4, UnPosted JEs? = N, Assets and Liabilities? = N, Restricted Accts? = Y, Objct = 5, Obj Digits = 0, Page Break Lvl = )



Balances through 10/31/2021						Fiscal Year 2021/22	
Funds- Func- Obj ct - Pr gm- Locat n- JbCl - Opt nl	Description	Adopted Budget	Revised Budget	Encumbered	Expenditure	Account Balance	
<b>Funds 27407 - FII, Func 1000 - Instruction (continued)</b>							
27407- 1000- 52111- 0000- 512001- 0000- 00000	EducRetirement		12,170.00			12,170.00	
27407- 1000- 52111- 1010- 512001- 0000- 00000	EducRetirement			7,802.16	2,313.00	10,115.16-	
27407- 1000- 52112- 0000- 512001- 0000- 00000	ERARetireeHlth		1,607.00			1,607.00	
27407- 1000- 52112- 1010- 512001- 0000- 00000	ERARetireeHlth			1,029.99	305.33	1,335.32-	
27407- 1000- 52210- 0000- 512001- 0000- 00000	FICA Payments		4,981.00			4,981.00	
27407- 1000- 52210- 1010- 512001- 0000- 00000	FICA Payments			3,021.38	895.38	3,916.76-	
27407- 1000- 52220- 0000- 512001- 0000- 00000	MedicarePaymnts		1,165.00			1,165.00	
27407- 1000- 52220- 1010- 512001- 0000- 00000	MedicarePaymnts			706.61	209.42	916.03-	
27407- 1000- 52311- 0000- 512001- 0000- 00000	Hth&MedPremiums		8,940.00			8,940.00	
27407- 1000- 52311- 1010- 512001- 0000- 00000	Hth&MedPremiums			6,071.64	1,810.36	7,882.00-	
27407- 1000- 52312- 0000- 512001- 0000- 00000	Life		114.00			114.00	
27407- 1000- 52312- 1010- 512001- 0000- 00000	Life			41.42	12.41	53.83-	
27407- 1000- 52313- 0000- 512001- 0000- 00000	Dental		485.00			485.00	
27407- 1000- 52313- 1010- 512001- 0000- 00000	Dental			313.88	94.11	407.99-	
27407- 1000- 52314- 0000- 512001- 0000- 00000	Vision		107.00			107.00	
27407- 1000- 52314- 1010- 512001- 0000- 00000	Vision			68.59	20.57	89.16-	
27407- 1000- 52500- 0000- 512001- 0000- 00000	UnemploymntComp		180.00			180.00	
27407- 1000- 52500- 1010- 512001- 0000- 00000	UnemploymntComp			120.46	16.18	136.64-	
27407- 1000- 52710- 0000- 512001- 0000- 00000	WorkersCompPrem		1,305.00			1,305.00	
27407- 1000- 52710- 1010- 512001- 0000- 00000	WorkersCompPrem				1,072.00	1,072.00-	
27407- 1000- 52720- 0000- 512001- 0000- 00000	WorkrsCompERFee		21.00			21.00	
27407- 1000- 52720- 1010- 512001- 0000- 00000	WorkrsCompERFee			11.37	4.02	15.39-	
<b>Total for Funds 27407, Func 1000 and Expense accounts</b>		<b>.00</b>	<b>111,400.00</b>	<b>70,687.00</b>	<b>22,019.96</b>	<b>18,693.04</b>	
<b>Funds 27502 - Next Gen CTE, Func 1000 - Instruction</b>							
27502- 1000- 51100- 1010- 512001- 1411- 00000	SalariesExpense,Teachers	11,786.00	11,786.00	5,966.00	1,570.00	4,250.00	
27502- 1000- 51300- 1010- 512001- 1411- 00000	AddtnlCompenstn,Teachers	3,500.00	3,500.00	2,691.73	708.35	99.92	
27502- 1000- 52111- 0000- 512001- 0000- 00000	EducRetirement	2,317.00	2,317.00			2,317.00	
27502- 1000- 52111- 1010- 512001- 0000- 00000	EducRetirement			1,311.57	345.15	1,656.72-	
27502- 1000- 52112- 0000- 512001- 0000- 00000	ERARetireeHlth	306.00	306.00			306.00	
27502- 1000- 52112- 1010- 512001- 0000- 00000	ERARetireeHlth			173.09	45.56	218.65-	
27502- 1000- 52210- 0000- 512001- 0000- 00000	FICA Payments	949.00	949.00			949.00	
27502- 1000- 52210- 1010- 512001- 0000- 00000	FICA Payments			520.03	136.45	656.48-	
27502- 1000- 52220- 0000- 512001- 0000- 00000	MedicarePaymnts	317.00	317.00			317.00	
27502- 1000- 52220- 1010- 512001- 0000- 00000	MedicarePaymnts			121.60	31.89	153.49-	
27502- 1000- 52311- 0000- 512001- 0000- 00000	Hth&MedPremiums	295.00	295.00			295.00	

Selection Grouped by Account Type, Filtered by User Permissions, (Org = 120, Online/Offline = N, Period = 4, UnPosted JEs? = N, Assets and Liabilities? = N, Restricted Accts? = Y, Objct = 5, Obj Digits = 0, Page Break Lvl = )

Balances through 10/31/2021						Fiscal Year 2021/22
Funds- Func- Obj ct - Pr gm- Locat n- JbCl - Opt nl	Description	Adopted Budget	Revised Budget	Encumbered	Expenditure	Account Balance
<b>Funds 27502 - Next Gen CTE, Func 1000 - Instruction (continued)</b>						
27502- 1000- 52311- 1010- 512001- 0000- 00000	Hth&MedPremiums			606.86	200.10	806.96-
27502- 1000- 52312- 0000- 512001- 0000- 00000	Life	68.00	68.00			68.00
27502- 1000- 52312- 1010- 512001- 0000- 00000	Life			3.99	1.31	5.30-
27502- 1000- 52313- 1010- 512001- 0000- 00000	Dental			15.01	4.96	19.97-
27502- 1000- 52314- 1010- 512001- 0000- 00000	Vision			6.65	2.19	8.84-
27502- 1000- 52500- 0000- 512001- 0000- 00000	UnemploymntComp	107.00	107.00			107.00
27502- 1000- 52500- 1010- 512001- 0000- 00000	UnemploymntComp			18.83		18.83-
27502- 1000- 52710- 0000- 512001- 0000- 00000	WorkersCompPrem	193.00	193.00			193.00
27502- 1000- 52710- 1010- 512001- 0000- 00000	WorkersCompPrem				193.00	193.00-
27502- 1000- 52720- 0000- 512001- 0000- 00000	WorkrsCompERFee	12.00	12.00			12.00
27502- 1000- 52720- 1010- 512001- 0000- 00000	WorkrsCompERFee			1.08	.40	1.48-
27502- 1000- 53711- 1010- 512001- 0000- 00000	Other Charges	908.00	908.00			908.00
<b>Total for Funds 27502, Func 1000 and Expense accounts</b>		<b>20,758.00</b>	<b>20,758.00</b>	<b>11,436.44</b>	<b>3,239.36</b>	<b>6,082.20</b>
<b>Funds 31200 - PubSchCapOutlay, Func 4000 - Capital Outlay</b>						
31200- 4000- 54610- 0000- 512001- 0000- 00000	RentLandBldngs		155,878.00		38,969.49	116,908.51
<b>Total for Funds 31200, Func 4000 and Expense accounts</b>		<b>.00</b>	<b>155,878.00</b>	<b>.00</b>	<b>38,969.49</b>	<b>116,908.51</b>
<b>Funds 31400 - SpcCapOutlaySt, Func 4000 - Capital Outlay</b>						
31400- 4000- 57200- 0000- 512001- 0000- 00000	BuildingPurchase	220,601.00	33,591.00			33,591.00
31400- 4000- 57331- 0000- 512001- 0000- 00000	FixedAssets>\$5k		126,764.00	124,465.81	2,297.37	.82
31400- 4000- 57332- 0000- 512001- 0000- 00000	SupplAssets<\$5k		12,923.00	12,448.32	474.42	.26
<b>Total for Funds 31400, Func 4000 and Expense accounts</b>		<b>220,601.00</b>	<b>173,278.00</b>	<b>136,914.13</b>	<b>2,771.79</b>	<b>33,592.08</b>
<b>Funds 31600 - CapImprvmtsHB33, Func 2300 - SupptSvcs-Admin</b>						
31600- 2300- 53712- 0000- 512001- 0000- 00000	CityTaxCollCost	2,450.00	2,450.00		50.99	2,399.01
<b>Total for Func 2300 and Expense accounts</b>		<b>2,450.00</b>	<b>2,450.00</b>	<b>.00</b>	<b>50.99</b>	<b>2,399.01</b>
<b>Funds 31600 - CapImprvmtsHB33, Func 4000 - Capital Outlay</b>						
31600- 4000- 54640- 0000- 512001- 0000- 00000	RentalLease2Pur	840,676.00	840,676.00			840,676.00
<b>Total for Func 4000 and Expense accounts</b>		<b>840,676.00</b>	<b>840,676.00</b>	<b>.00</b>	<b>.00</b>	<b>840,676.00</b>
<b>Total for Funds 31600</b>		<b>843,126.00</b>	<b>843,126.00</b>	<b>.00</b>	<b>50.99</b>	<b>843,075.01</b>
<b>Funds 31701 - CapImprvsSB9Loc, Func 2300 - SupptSvcs-Admin</b>						
31701- 2300- 53712- 0000- 512001- 0000- 00000	CityTaxCollCost	1,241.00	1,241.00		25.57	1,215.43
<b>Total for Func 2300 and Expense accounts</b>		<b>1,241.00</b>	<b>1,241.00</b>	<b>.00</b>	<b>25.57</b>	<b>1,215.43</b>
<b>Funds 31701 - CapImprvsSB9Loc, Func 4000 - Capital Outlay</b>						
31701- 4000- 54640- 0000- 512001- 0000- 00000	RentalLease2Pur	536,086.00	536,086.00			536,086.00
<b>Total for Func 4000 and Expense accounts</b>		<b>536,086.00</b>	<b>536,086.00</b>	<b>.00</b>	<b>.00</b>	<b>536,086.00</b>

Selection Grouped by Account Type, Filtered by User Permissions, (Org = 120, Online/Offline = N, Period = 4, UnPosted JEs? = N, Assets and Liabilities? = N, Restricted Accts? = Y, Objct = 5, Obj Digits = 0, Page Break Lvl = )

Balances through 10/31/2021						Fiscal Year 2021/22
Funds - Func - Obj ct - Pr gm- Locat n- JbCl - Opt nl	Description	Adopted Budget	Revised Budget	Encumbered	Expenditure	Account Balance
<b>Total for Funds 31701</b>		<b>537,327.00</b>	<b>537,327.00</b>	<b>.00</b>	<b>25.57</b>	<b>537,301.43</b>
<b>Funds 31703 - SB9StateMAtch, Func 4000 - Capital Outlay</b>						
31703- 4000- 57332- 0000- 512001- 0000- 00000	SupplAssets<\$5k	10,617.00	10,617.00			10,617.00
<b>Total for Funds 31703, Func 4000 and Expense accounts</b>		<b>10,617.00</b>	<b>10,617.00</b>	<b>.00</b>	<b>.00</b>	<b>10,617.00</b>
<b>Total for Org 120 - Cesar Chavez Community</b>		<b>5,070,278.00</b>	<b>6,001,115.00</b>	<b>1,935,704.02</b>	<b>780,157.41</b>	<b>3,285,253.57</b>

Statement Date 10/31/2021

Cash Object 11011

Status Posted

Journal Entry #

Bank Statement Ending Balance	2,089,875.87	Service Charge	0.00
Less: Uncleared Payments	55,846.63	Interest Earned	0.00
Add: Uncleared Deposits	0.00		
Add: Uncleared Other	0.00	Cleared Payments	213,325.13
Adjusted Bank Balance	2,034,029.24	Cleared Deposits	186,993.76
System Cash Balance	2,034,029.24	Cleared Other	380.02
Add: Unposted Charges and Interest	0.00		
Revised System Cash Balance	2,034,029.24	Submitted By	JYAMAT, 11/24/2021
Difference	0.00	Posted By	EPEREZBM, 11/24/2021

Uncleared Payments

Issued	Check #	Check Amount	Pay To Name	Vendor ID	Emp ID	Bank Acct
05/06/21	12628(*)		NM Dept of Workforce Solutions	900002		120MAIN
05/19/21	12653	188.25	NM PED - Finance & Operations	001520		120MAIN
06/03/21	12664	10.59	ABCWUA	001289		120MAIN
10/04/21	12859	89.84	Century Link	001355		120MAIN
10/20/21	12886	301.27	Arness, Tani	000696		120MAIN
10/27/21	12891	80.00	3-C Institute for Social Develpoment	010152		120MAIN
10/27/21	12892	329.96	ACR LLC	001267		120MAIN
10/27/21	12894	855.17	CES	000327		120MAIN
10/27/21	12895	1,132.69	Charter School Testing Svcs.	000307		120MAIN
10/27/21	12896	600.00	Everett, Nathan	001561		120MAIN
10/27/21	12898	2,867.97	CES	000327		120MAIN
10/27/21	12899	53.13	New Mexico Gas Company	001288		120MAIN
10/31/21	12913	24,964.06	NM Educational RetirementBoard	900005		120MAIN
10/31/21	12914	200.00	EPARS TSA Consulting Group Inc	901000		120MAIN
10/31/21	12915	2,897.23	NM RHC	900006		120MAIN
10/31/21	12916	2,614.97	NM Taxation/Revenue Department	900003		120MAIN
10/31/21	12930	18,661.50	NMPSIA	900001		120MAIN
		<b>55,846.63</b>				
			(*) Cancelled Payments			<b>40.60</b>

Cleared Payments

Issued	Check #	Check Amount	Cleared Amount	Difference	Cleared	Pay To Name	Vendor ID	Emp ID	Bank Acct
06/30/21	12726	1.25	1.25		10/31/21	CCCS Education Foundation	001285		120MAIN
09/08/21	12799	380.02	380.02		10/31/21	EFTPS	900004		120MAIN
09/10/21	12812	540.34	540.34		10/31/21	Arness, Tani	000696		120MAIN
09/10/21	12818	234.14	234.14		10/31/21	Dions	001411		120MAIN
09/10/21	12821	539.38	539.38		10/31/21	Richard M. Romero Consulting	001407		120MAIN

Selection Grouped by Org, Cash Object, Statement Date - Sorted by Item date, Item #, (Org = 120, Cash Object IN ('11011'), Bank Statement Date = 10/31/2021, Uncleared Only? = No)



Statement Date 10/31/2021

Cash Object 11011

Status Posted

Journal Entry #

Cleared Payments (continued)

Issued	Check #	Check Amount	Cleared Amount	Difference	Cleared	Pay To Name	Vendor ID	Emp ID	Bank Acct
09/20/21	12838	610.35	610.35		10/31/21	Amazon.com	001361		120MAIN
09/20/21	12844	53.88	53.88		10/31/21	Amazon.com	001361		120MAIN
09/28/21	12849	94.81	94.81		10/31/21	Amazon.com	001361		120MAIN
09/28/21	12850	111.83	111.83		10/31/21	Bowers, Amy	010106		120MAIN
09/28/21	12851	1,132.69	1,132.69		10/31/21	Charter School Testing Svcs.	000307		120MAIN
09/28/21	12852	47.02	47.02		10/31/21	New Mexico Gas Company	001288		120MAIN
09/28/21	12854	826.88	826.88		10/31/21	PowerSchool Group LLC	010083		120MAIN
09/28/21	12855	3,500.00	3,500.00		10/31/21	Nearpod Inc	010148		120MAIN
10/04/21	12857	329.96	329.96		10/31/21	ACR LLC	001267		120MAIN
10/04/21	12858	57.20	57.20		10/31/21	Bowers, Amy	010106		120MAIN
10/04/21	12860	133.62	133.62		10/31/21	CES	000327		120MAIN
10/04/21	12861	44.00	44.00		10/31/21	Danielle Archuleta	010150		120MAIN
10/04/21	12862	140.24	140.24		10/31/21	LaBarge Landscape	010003		120MAIN
10/04/21	12863	1,324.11	1,324.11		10/31/21	ServiceMaster OpCo Holdings LLC	010125		120MAIN
10/04/21	12864	539.38	539.38		10/31/21	SG Consulting Services, LLC	001409		120MAIN
10/04/21	12865	1,589.40	1,589.40		10/31/21	Wells Fargo Financial	000647		120MAIN
10/07/21	12868	24,445.10	24,445.10		10/31/21	NM Educational RetirementBoard	900005		120MAIN
10/07/21	12869	2,837.02	2,837.02		10/31/21	NM RHC	900006		120MAIN
10/08/21	12866	1,227.81	1,227.81		10/31/21	Danielle Yingling-Archuleta		000188	120MAIN
10/08/21	12867	10,296.07	10,296.07		10/31/21	EFTPS	900004		120MAIN
10/08/21	12870	2,562.56	2,562.56		10/31/21	NM Taxation/Revenue Department	900003		120MAIN
10/08/21	12871	17,623.56	17,623.56		10/31/21	NMPSIA	900001		120MAIN
10/08/21	12872	200.00	200.00		10/31/21	EPARS TSA Consulting Group Inc	901000		120MAIN
10/08/21	Batch 10/08/2021	31,131.81	31,131.81		10/31/21				120MAIN
10/13/21	12873	10.59	10.59		10/31/21	ABCWUA	001289		120MAIN
10/13/21	12874	10,378.92	10,378.92		10/31/21	ACES	001522		120MAIN
10/13/21	12875	3,360.31	3,360.31		10/31/21	Charter School Nursing	000847		120MAIN
10/13/21	12876	12.95	12.95		10/31/21	Crystal Springs Bottled Water	000334		120MAIN
10/13/21	12877	254.60	254.60		10/31/21	Siarza Social Digital LLC	010147		120MAIN
10/13/21	12878	106.26	106.26		10/31/21	Verizon Wireless	000658		120MAIN
10/13/21	12879	372.85	372.85		10/31/21	Waste Management of New Mexico	001428		120MAIN
10/13/21	12880	643.97	643.97		10/31/21	Century Link	001355		120MAIN
10/13/21	12881	50.00	50.00		10/31/21	TSA Consulting Group, Inc.	001363		120MAIN
10/20/21	12882	322.63	322.63		10/31/21	ABCWUA	001289		120MAIN
10/20/21	12883	2,460.00	2,460.00		10/31/21	Adobe Systems Incorporated	010055		120MAIN

Selection Grouped by Org, Cash Object, Statement Date - Sorted by Item date, Item #, (Org = 120, Cash Object IN ('11011'), Bank Statement Date = 10/31/2021, Uncleared Only? = No)



**Statement Date 10/31/2021** **Cash Object 11011**

Status Posted Journal Entry #

Cleared Payments (continued)									
Issued	Check #	Check Amount	Cleared Amount	Difference	Cleared	Pay To Name	Vendor ID	Emp ID	Bank Acct
10/20/21	12884	657.72	657.72		10/31/21	ADT Commercial LLC	000534		120MAIN
10/20/21	12885	5,242.56	5,242.56		10/31/21	Amazon.com	001361		120MAIN
10/20/21	12887	352.42	352.42		10/31/21	Cuddy & McCarthy LLP	010009		120MAIN
10/20/21	12888	3,625.00	3,625.00		10/31/21	LSG and Associates, Inc.	010013		120MAIN
10/20/21	12889	107.32	107.32		10/31/21	Century Link	001355		120MAIN
10/25/21	12890	10,359.74	10,359.74		10/31/21	EFTPS	900004		120MAIN
10/25/21	Batch 10/25/2021	32,537.43	32,537.43		10/31/21				120MAIN
10/27/21	12893	38,733.42	38,733.42		10/31/21	CCCS Education Foundation	001285		120MAIN
10/27/21	12897	901.98	901.98		10/31/21	PNM	000528		120MAIN
10/29/21	12912	280.03	280.03		10/31/21	NM Dept of Workforce Solutions	900002		120MAIN
		<b>213,325.13</b>	<b>213,325.13</b>			(* ) Cancelled Payments	<b>40.60</b>		

Cleared Deposits									
Deposited	Deposit #	Deposit Amount	Cleared Amount	Difference	Cleared				Bank Acct
10/06/21	Batch 10/06/2021	30.00	30.00		10/31/21				120MAIN
10/08/21	Batch 10/08/2021	185,412.12	185,412.12		10/31/21				120MAIN
10/15/21	Batch 10/15/2021	9.19	9.19		10/31/21				120MAIN
10/20/21	Batch 10/20/2021	628.45	628.45		10/31/21				120MAIN
10/28/21	Batch 10/28/2021	914.00	914.00		10/31/21				120MAIN
		<b>186,993.76</b>	<b>186,993.76</b>						

Cleared Other									
Effective	JE #	Amount	Cleared Amount	Difference	Cleared	JE Comment			Bank Acct
09/08/21	CA22-00005	380.02	380.02		10/31/21				

# Analyzed Business Checking - PF

Account number: 2004444978 ■ October 1, 2021 - October 31, 2021 ■ Page 1 of 3

Page 47 of 48

WELLS  
FARGO

CEASAR CHAVEZ COMMUNITY SCHOOL  
OPERATING ACCOUNT  
1325 PALOMAS DR SE  
ALBUQUERQUE NM 87108-4718

## Questions?

Call your Customer Service Officer or Client Services  
1-800-AT WELLS (1-800-289-3557)  
5:00 AM TO 6:00 PM Pacific Time Monday - Friday

*Online: wells Fargo.com*

*Write:* Wells Fargo Bank, N.A. (585)  
P.O. Box 6995  
Portland, OR 97228-6995

## IMPORTANT ACCOUNT INFORMATION

Revised USPS service standards effective 10/1/21

Effective October 1, 2021, the United States Postal Service (USPS) has revised its service standards for certain First-Class Mail items, resulting in a delivery window of up to five days. Please note this may delay your receipt of mail from us and our receipt of mail from you. Please take this change into account when mailing items to us via USPS.

Consider signing into Wells Fargo Online® for quicker access to your account information.

## Account summary

### Analyzed Business Checking - PF

<i>Account number</i>	<i>Beginning balance</i>	<i>Total credits</i>	<i>Total debits</i>	<i>Ending balance</i>
2004444978	\$2,115,827.22	\$186,993.76	-\$212,945.11	\$2,089,875.87

## Credits

### Deposits

<i>Effective date</i>	<i>Posted date</i>	<i>Amount</i>	<i>Transaction detail</i>
	10/06	30.00	Deposit
		\$30.00	Total deposits

### Electronic deposits/bank credits

<i>Effective date</i>	<i>Posted date</i>	<i>Amount</i>	<i>Transaction detail</i>
	10/08	181,933.98	State of NEW Mex Vndr Pymt Nmap0001209822 11000 Seg October 2021 11000 Seg October 2021
	10/08	3,478.14	State of NEW Mex Vndr Pymt Nmap0001209715 USDA August 2021 Sso USDA August 2021 Sso
	10/15	6.07	Sandoval County ACH Paymen 505988 September 2021 Distributio Hb-33 (1)
	10/15	3.12	Sandoval County ACH Paymen 506040 September 2021 Distribution Sb-9 (1)

©2010 Wells Fargo Bank, N.A.  
All rights reserved. Member FDIC.

*Electronic deposits/bank credits (continued)*

<i>Effective date</i>	<i>Posted date</i>	<i>Amount</i>	<i>Transaction detail</i>
	10/20	595.51	Bernalillo Count Distr_Pymt Cesar Chavez Community
	10/20	21.95	Sandoval County ACH Paymen 508284 2021 Prepayments Hb-33
	10/20	10.99	Sandoval County ACH Paymen 508831 2021 Prepayments Sb-9
	10/28	914.00	State of NEW Mex Vndr Pymt Nmap0001224041 512-000-2122-24101-0001 24101 Title I - Esea
		\$186,963.76	Total electronic deposits/bank credits
		\$186,993.76	Total credits

## Debits

## Electronic debits/bank debits

<i>Effective date</i>	<i>Posted date</i>	<i>Amount</i>	<i>Transaction detail</i>
	10/01	47.02	NM Gas Company Nmgas Web 155825500568066 Cesar Chavez Communi
	10/05	1.25	WT Fed#04755 Bokf NA /Ftr/Bnf=Cesar Chavez Comm. Sch. Ed. Found. Srf# Gw00000045352825 Trn#211005145110 Rfb# 457
	10/06	1,589.40	Wells Fargo Bank Loan Lease 211005 000000009574871 Cesar Chavez Community
	10/07	2,837.02	WT Seq191271 State of NEW Mexico /Bnf=Nmrhca Srf# Gw00000045430566 Trn#211007191271 Rfb# 458
	10/07	31,131.81	ACH Prep Origintn - Cesar Chavez Com - File 1200948759 Coid 1200948759
	10/08	17,623.56	WT Seq#52151 State of NEW Mexico /Bnf=Nmpsia Srf# Gw00000045447825 Trn#211008052151 Rfb# 459
	10/08	200.00	WT Seq#80157 Tsa Consulting Group, I /Bnf=Tsa Consulting Group Srf# Gw00000045452506 Trn#211008080157 Rfb# 460
	10/08	24,445.10	< Business to Business ACH Debit - Nmerb Web Pay 211007 02336 Cesar Chavez Community
	10/08	10,296.07	< Business to Business ACH Debit - IRS Usatxpymt 100821 270168184238999 Cesar Chavez Community
	10/12	2,562.56	< Business to Business ACH Debit - Tax_Rev_Wwt_Ecks Trd Pmnt 211008 1082570496 Cesar Chavez Community
	10/14	10.59	< Business to Business ACH Debit - Abcwua Water Aut Web Pay 211013 1578579560 Cesar Chavez Community
	10/21	32,537.43	ACH Prep Origintn - Cesar Chavez Com - File 1200948759 Coid 1200948759
	10/22	304.42	< Business to Business ACH Debit - Abcwua Water Aut Web Pay 211021 5154939560 Cesar Chavez Community
	10/22	18.21	< Business to Business ACH Debit - Abcwua Water Aut Web Pay 211021 5054939560 Cesar Chavez Community
	10/25	10,359.74	< Business to Business ACH Debit - IRS Usatxpymt 102521 270169895280432 Cesar Chavez Community
	10/29	38,733.42	WT Fed#01620 Bokf NA /Ftr/Bnf=Cesar Chavez Comm. Sch. Ed. Found. Srf# Gw00000045937617 Trn#211028089761 Rfb# 461
	10/29	901.98	PNM Web_Pay Oct 21 08481085102821 Cesar Chavez Community
	10/29	280.03	< Business to Business ACH Debit - State of NM Dws Ui Payment 2167022 Cesar Chavez Community
		\$173,879.61	Total electronic debits/bank debits

< Business to Business ACH: If this is a business account, this transaction has a return time frame of one business day from post date. This time frame does not apply to consumer accounts.





Checks paid

<i>Number</i>	<i>Amount</i>	<i>Date</i>	<i>Number</i>	<i>Amount</i>	<i>Date</i>	<i>Number</i>	<i>Amount</i>	<i>Date</i>
12812	540.34	10/06	12858	57.20	10/12	12878	106.26	10/19
12818*	234.14	10/18	12860*	133.62	10/08	12879	372.85	10/22
12821*	539.38	10/04	12861	44.00	10/14	12880	643.97	10/20
12838*	610.35	10/01	12862	140.24	10/12	12881	50.00	10/18
12844*	53.88	10/01	12863	1,324.11	10/27	12883*	2,460.00	10/28
12849*	94.81	10/04	12864	539.38	10/12	12884	657.72	10/27
12850	111.83	10/05	12866*	1,227.81	10/12	12885	5,242.56	10/27
12851	1,132.69	10/01	12874*	10,378.92	10/20	12887*	352.42	10/26
12854*	826.88	10/04	12875	3,360.31	10/18	12888	3,625.00	10/27
12855	3,500.00	10/06	12876	12.95	10/18	12889	107.32	10/29
12857*	329.96	10/20	12877	254.60	10/20			
			\$39,065.50	Total checks paid				

\* Gap in check sequence.

\$212,945.11 Total debits

Daily ledger balance summary

<i>Date</i>	<i>Balance</i>	<i>Date</i>	<i>Balance</i>	<i>Date</i>	<i>Balance</i>
09/30	2,115,827.22	10/12	2,201,027.14	10/22	2,153,006.17
10/01	2,113,983.28	10/14	2,200,972.55	10/25	2,142,646.43
10/04	2,112,522.21	10/15	2,200,981.74	10/26	2,142,294.01
10/05	2,112,409.13	10/18	2,197,324.34	10/27	2,131,444.62
10/06	2,106,809.39	10/19	2,197,218.08	10/28	2,129,898.62
10/07	2,072,840.56	10/20	2,186,239.08	10/29	2,089,875.87
10/08	2,205,554.33	10/21	2,153,701.65		
Average daily ledger balance		\$2,154,326.88			