

Cesar Chavez Community School
Financial Update
August 27, 2024

A. BARs

BAR #	Fund Description	Reason/Type	Amount
<u>1</u> Approved BARs			
2324-00040-M	27901 - Indian Ed. Act	1000 Function maintenance	\$ -
2324-00041-T	27107 - GOB Library	Transfer to function 1000	\$ -

B. Payroll & Accounts Payable Payment Vouchers

1 June 2024

C. Financial Statement Reports - as of June 30, 2023

1 Financial Analysis

2 Bank Reconciliations

D. Other

Must submit backup for all BARs,
except transfers of funds for SEG or
direct grants

STATE OF NEW MEXICO
PUBLIC EDUCATION DEPARTMENT
300 Don Gaspar Santa Fe, NM 87501-2786
Budget Adjustment Request

Fiscal Year: 2023-2024

Entity Name: Cesar Chavez Community School

Adjustment Changes Intent/Scope of Program Yes or No?: No

Contact: Kristalyn Loftis

Total Approved Budget (Flowthrough):

Phone: 505-550-4205

Email: kristalyn@k12accounting.com

FLOWTHROUGH ONLY	
Budget Period: 07/01/2023	To: 06/30/2024
A. Approved Carryover:	
B. Total Current Year Allocation:	
D. Total Funding Available:	

Fund	Function	Object	Program	Location	Job Class	Present Budget	Adj Amt Exp	Adj Budget	ADD'L FTE
27901 Indian Education Act Funding HB2 regular 2023	1000 Instruction	51100 Salaries Expense	1010 Regular Education (PreK-12) Programs	512001 Cesar Chavez Community School-Admin Office	1411 Teachers-Grades 1-12	\$30,181.00	(\$30,129.00)	\$52.00	
27901 Indian Education Act Funding HB2 regular 2023	1000 Instruction	51100 Salaries Expense	1010 Regular Education (PreK-12) Programs	512001 Cesar Chavez Community School-Admin Office	1711 Instructional Assistants - Grades 1-12	\$10,632.00	\$21,276.00	\$31,908.00	
27901 Indian Education Act Funding HB2 regular 2023	1000 Instruction	52111 Educational Retirement	1010 Regular Education (PreK-12) Programs	512001 Cesar Chavez Community School-Admin Office	1711 Instructional Assistants - Grades 1-12	\$2,202.00	\$3,862.00	\$6,064.00	
27901 Indian Education Act Funding HB2 regular 2023	1000 Instruction	52112 ERA - Retiree Health	1010 Regular Education (PreK-12) Programs	512001 Cesar Chavez Community School-Admin Office	1711 Instructional Assistants - Grades 1-12	\$243.00	\$426.00	\$669.00	
27901 Indian Education Act Funding HB2 regular 2023	1000 Instruction	52210 FICA Payments	1010 Regular Education (PreK-12) Programs	512001 Cesar Chavez Community School-Admin Office	1711 Instructional Assistants - Grades 1-12	\$753.00	\$1,274.00	\$2,027.00	
27901 Indian Education Act Funding HB2 regular 2023	1000 Instruction	52220 Medicare Payments	1010 Regular Education (PreK-12) Programs	512001 Cesar Chavez Community School-Admin Office	1711 Instructional Assistants - Grades 1-12	\$176.00	\$299.00	\$475.00	
27901 Indian Education Act Funding HB2 regular 2023	1000 Instruction	52311 Health and Medical Premiums	1010 Regular Education (PreK-12) Programs	512001 Cesar Chavez Community School-Admin Office	1711 Instructional Assistants - Grades 1-12		\$2,763.00	\$2,763.00	

27901 Indian Education Act Funding HB2 regular 2023	1000 Instruction	52312 Life	1010 Regular Education (PreK-12) Programs	512001 Cesar Chavez Community School-Admin Office	1711 Instructional Assistants - Grades 1-12	\$10.00	\$19.00	\$29.00	Page 3 of 53
27901 Indian Education Act Funding HB2 regular 2023	1000 Instruction	52313 Dental	1010 Regular Education (PreK-12) Programs	512001 Cesar Chavez Community School-Admin Office	1711 Instructional Assistants - Grades 1-12		\$153.00	\$153.00	
27901 Indian Education Act Funding HB2 regular 2023	1000 Instruction	52500 Unemployment Compensation	1010 Regular Education (PreK-12) Programs	512001 Cesar Chavez Community School-Admin Office	1711 Instructional Assistants - Grades 1-12	\$29.00	\$53.00	\$82.00	
27901 Indian Education Act Funding HB2 regular 2023	1000 Instruction	52720 Workers Compensation Employer's Fee	1010 Regular Education (PreK-12) Programs	512001 Cesar Chavez Community School-Admin Office	1711 Instructional Assistants - Grades 1-12	\$3.00	\$4.00	\$7.00	
Sub Total							\$0.00		
Indirect Cost									
DOC. TOTAL							\$0.00		

Justification:

Maintenance

Compliance with Sections 10-15-1 and 22-8-12, NMSA, 1978 Compilation:

A. The requested budget/changes were authorized at a scheduled Board of Education or Governance Council meeting open to the public on: 6/11/2024

B. Justification for the transfer: Explanation such as "underbudgeted", "insufficient budget", or "needed to close out Project" ARE NOT ACCEPTABLE. Attach additional sheets if necessary.

ALL TRANSFER BARS MUST NET OUT TO ZERO ON THE DOC. TOTAL LINE.

Approvals by Digital Signature		
Name	Role	Date
Kristalyn Loftis	Business Manager	6/14/2024 4:57:05 PM
Tani Arness	Superintendent	6/14/2024 4:58:35 PM
Kristalyn Loftis	Local / Governance Board	6/14/2024 4:59:11 PM

Must submit backup for all BARs, except transfers of funds for SEG or direct grants

STATE OF NEW MEXICO
PUBLIC EDUCATION DEPARTMENT
300 Don Gaspar Santa Fe, NM 87501-2786
Budget Adjustment Request

Page 4 of 53
 Doc. ID: 512-000-2324-0041-T
 Fund Type: Capital Outlay

Adjustment Type: Transfer

Fiscal Year: 2023-2024

Entity Name: Cesar Chavez Community School

Adjustment Changes Intent/Scope of Program Yes or No?: No

Contact: Kristalyn Loftis

Total Approved Budget (Flowthrough):

Phone: 505-550-4205

Email: kristalyn@k12accounting.com

FLOWTHROUGH ONLY	Budget Period: 2023-07-01	To: 2024-06-30
	A. Approved Carryover:	
	B. Total Current Year Allocation:	
	D. Total Funding Available:	

Fund	Function	Object	Program	Location	Job Class	Present Budget	Adj Amt Exp	Adj Budget	ADD'L FTE
27107 27107 GOB Library	2200 Support Services-Instruction	56114 Library And Audio-Visual	0000 No Program	512001 Cesar Chavez Community School-Admin Office	0000 No Job Class	\$3,619.00	(\$3,545.00)	\$74.00	
27107 27107 GOB Library	1000 Instruction	56113 Software	1010 Regular Education (PreK-12) Programs	512001 Cesar Chavez Community School-Admin Office	0000 No Job Class	\$3,545.00	\$3,545.00	\$7,090.00	
Sub Total							\$0.00		
Indirect Cost									
DOC. TOTAL							\$0.00		

Justification:

Transfer

Compliance with Sections 10-15-1 and 22-8-12, NMSA, 1978 Compilation:

A. The requested budget/changes were authorized at a scheduled Board of Education or Governance Council meeting open to the public on: 6/11/2024

B. Justification for the transfer: Explanation such as "underbudgeted", "insufficient budget", or "needed to close out Project" ARE NOT ACCEPTABLE. Attach additional sheets if necessary.

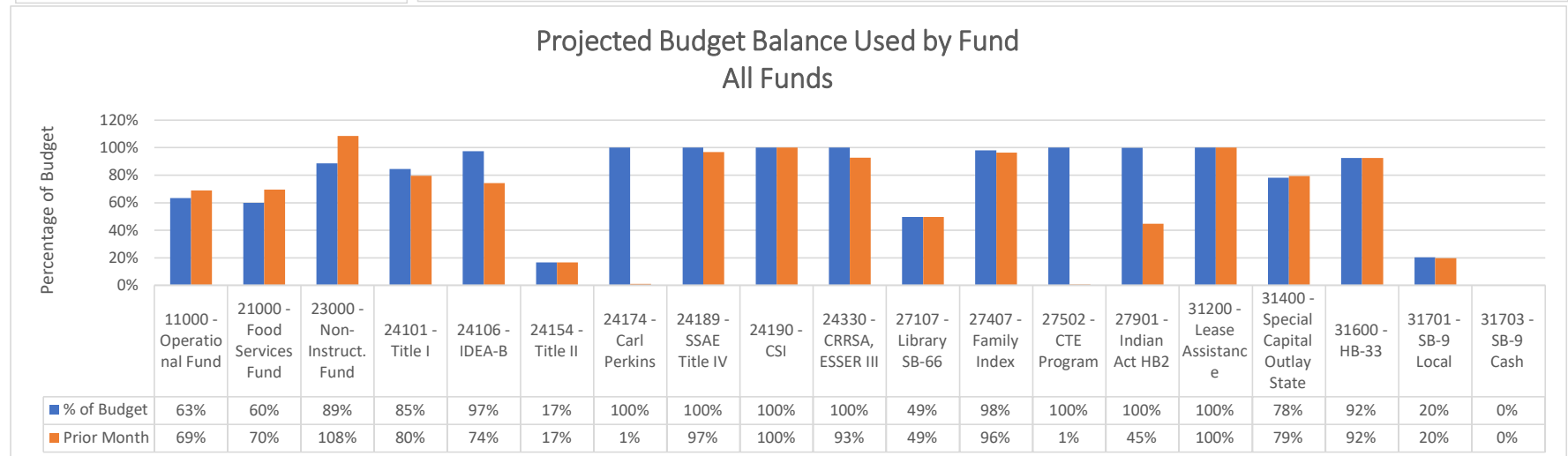
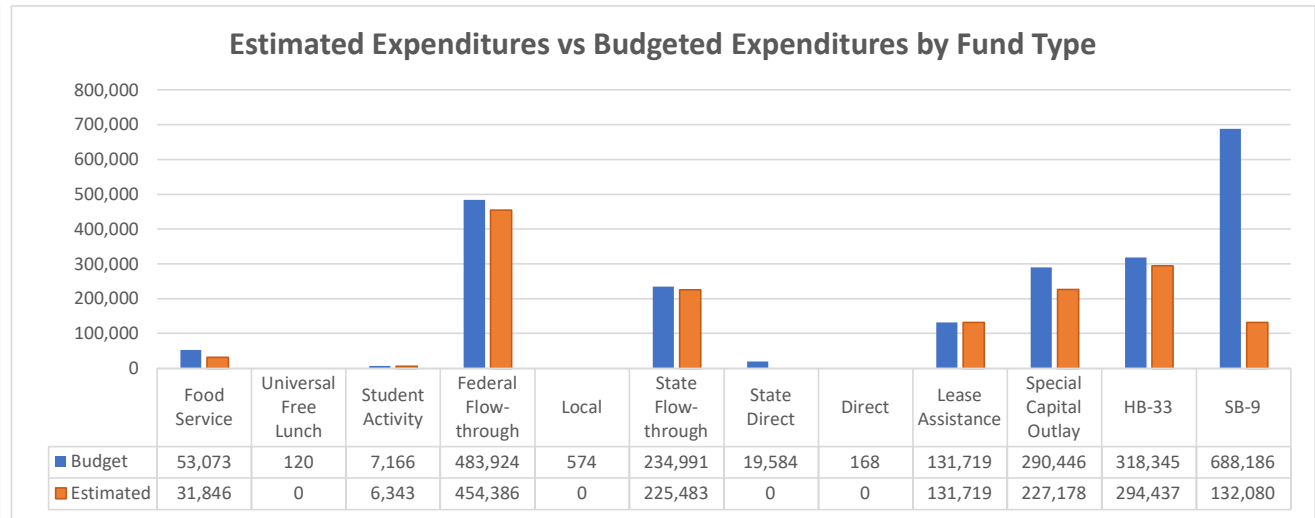
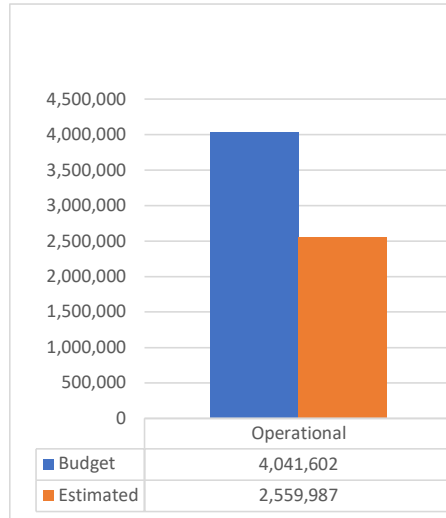
ALL TRANSFER BARS MUST NET OUT TO ZERO ON THE DOC. TOTAL LINE.

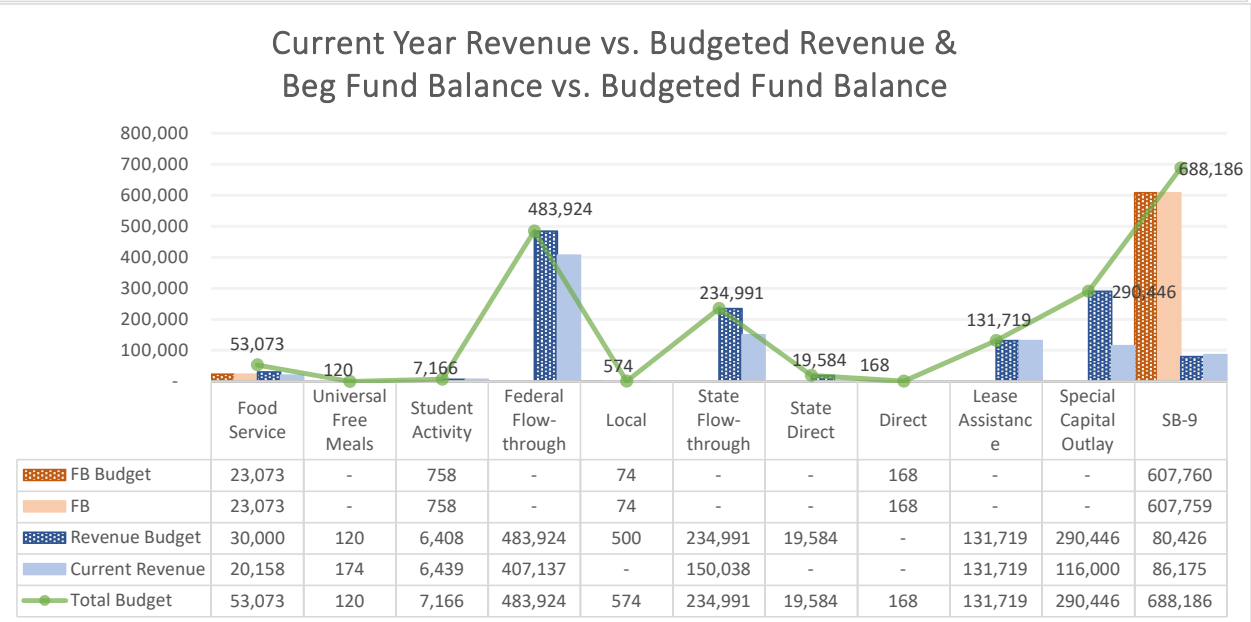
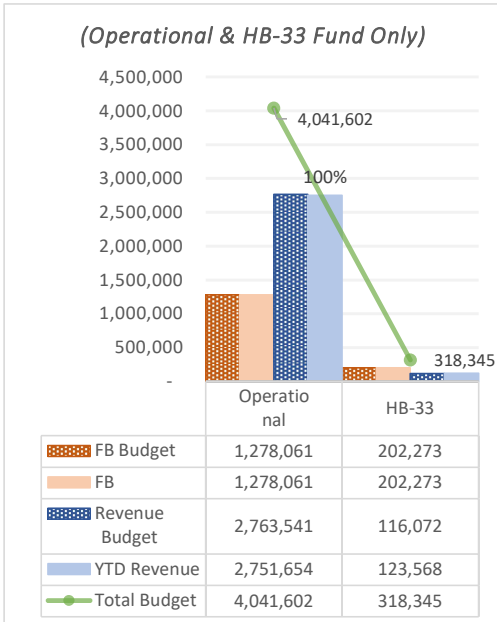
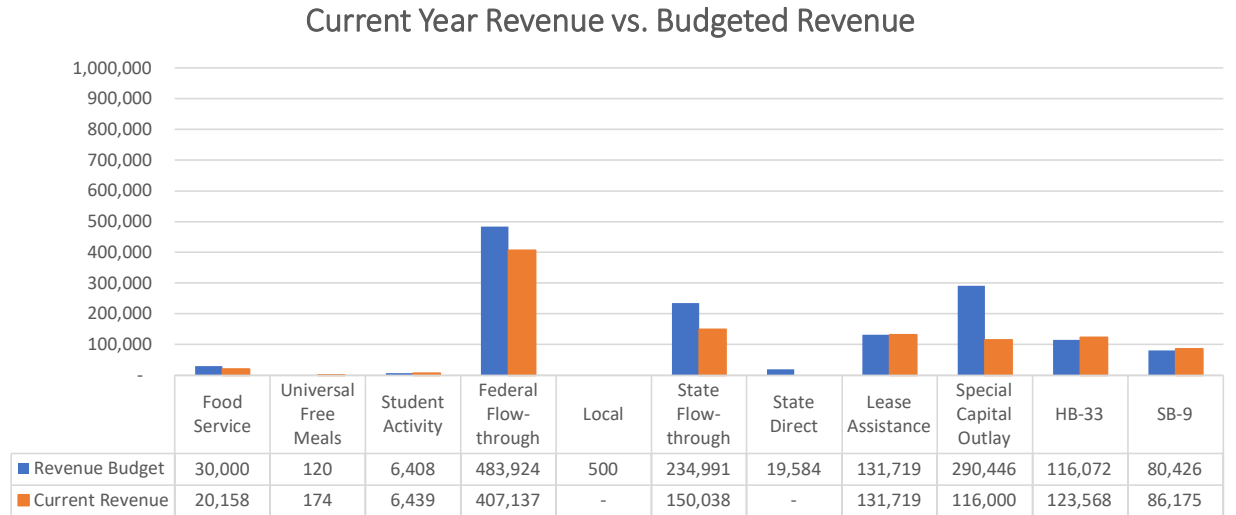
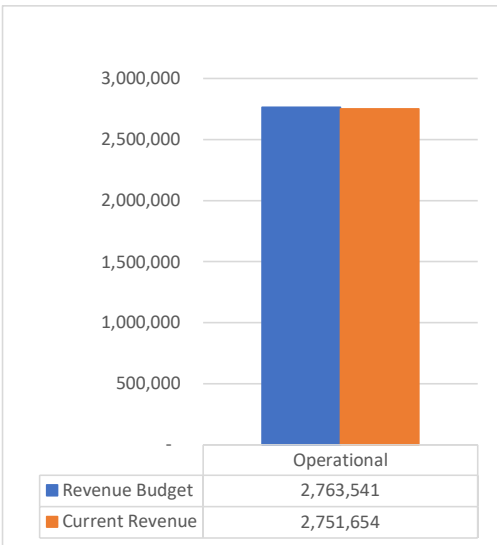
Approvals by Digital Signature		
Name	Role	Date
Kristalyn Loftis	Business Manager	6/14/2024 5:18:29 PM
Tani Arness	Superintendent	6/14/2024 5:19:05 PM
Paulette Ortiz	Program Manager	6/17/2024 10:10:00 AM
Valerie Padilla	Fund Analyst	6/28/2024 6:00:43 PM
Grace Garcia	Fiscal Director	6/28/2024 6:03:38 PM

Cesar Chavez Community School

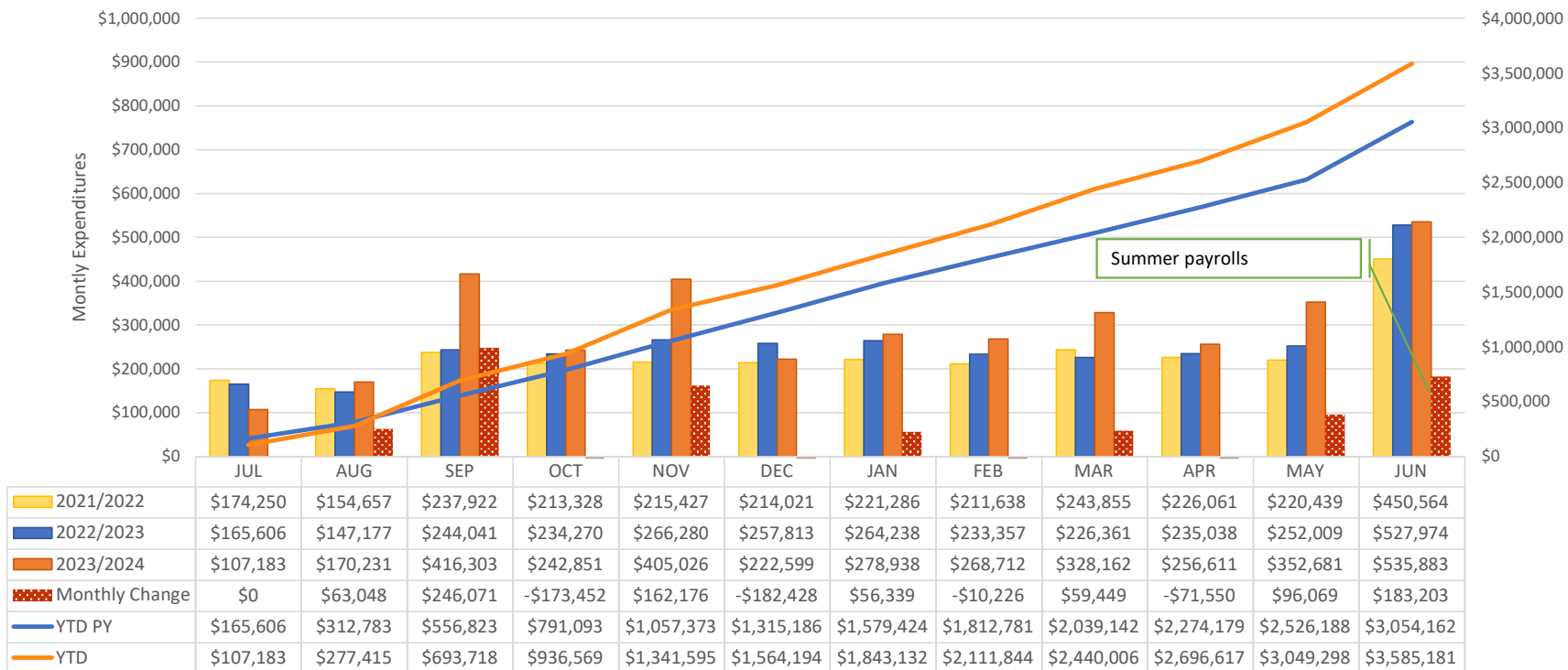
Expenditure Analytical Review

June 30, 2024

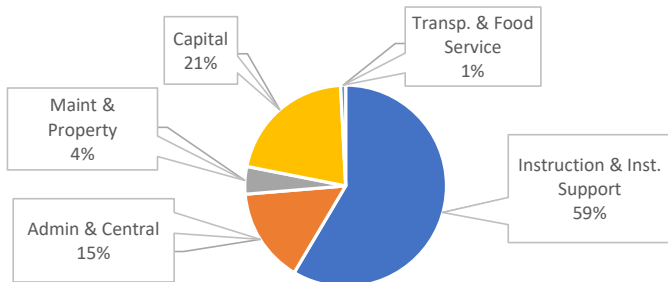




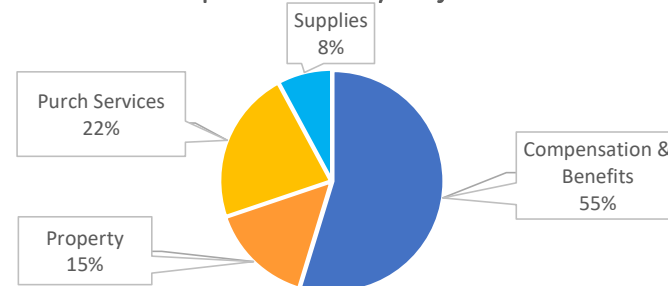
Yearly Expenditure Comparison by Month - All Funds



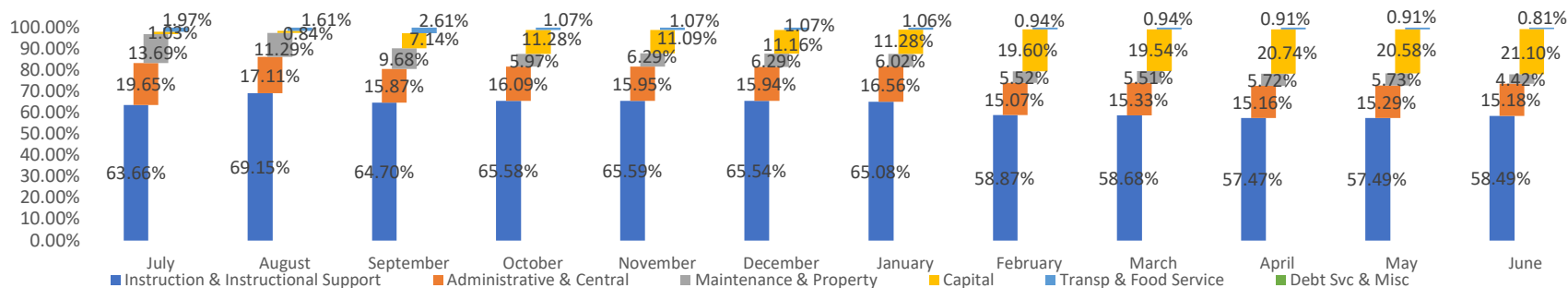
Estimated Expenditures by Function - All Funds



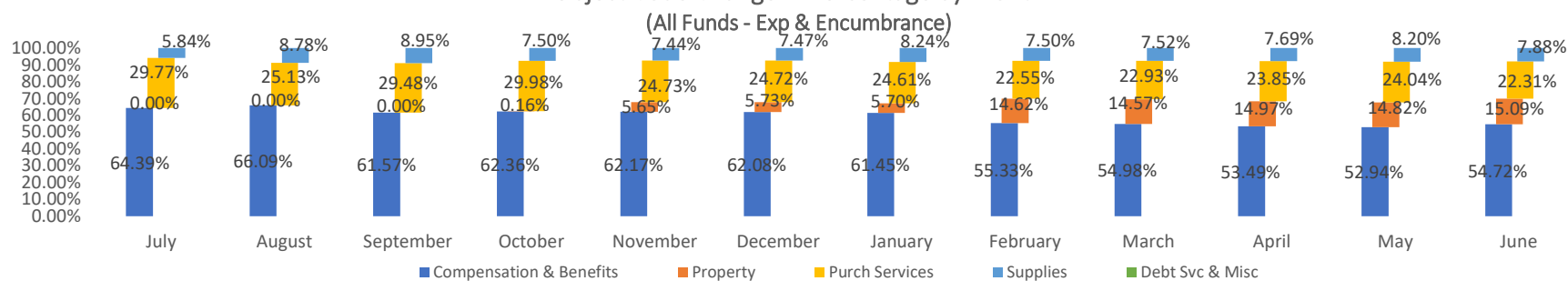
Estimated Expenditures by Object - All Funds



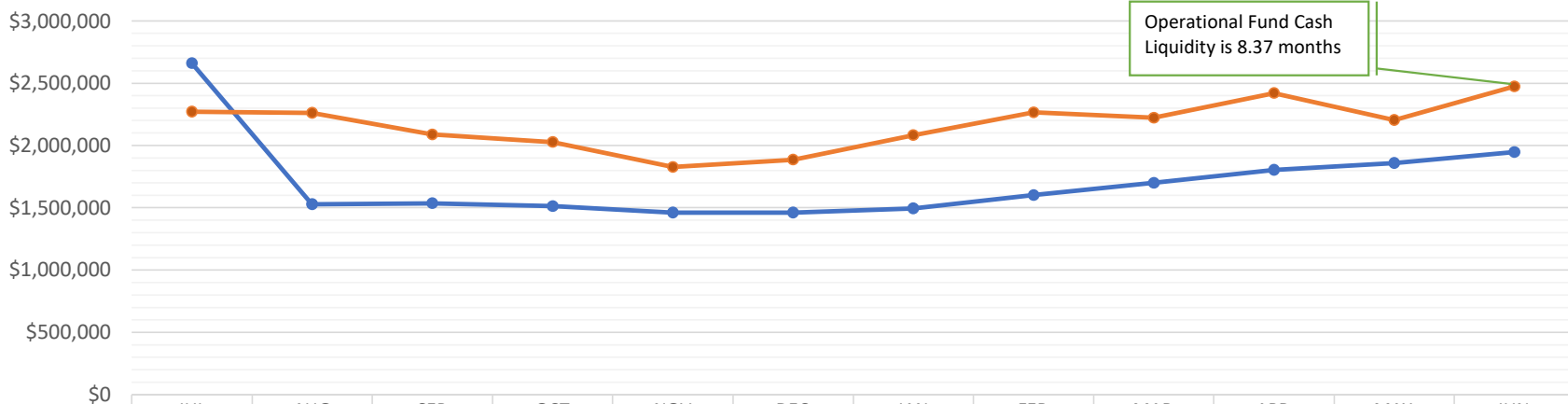
Function Code Change in Percentage by Month (All Funds - Exp & Encumbrance)



Object Code Change in Percentage by Month (All Funds - Exp & Encumbrance)



Monthly Cash Balance All Funds



	JUL	AUG	SEP	OCT	NOV	DEC	JAN	FEB	MAR	APR	MAY	JUN
● FY2023	\$2,659,548	\$1,528,172	\$1,536,319	\$1,511,757	\$1,461,033	\$1,461,818	\$1,495,930	\$1,600,897	\$1,700,124	\$1,803,513	\$1,858,947	\$1,947,798
● FY2024	\$2,271,812	\$2,260,829	\$2,088,555	\$2,027,887	\$1,826,464	\$1,885,480	\$2,083,311	\$2,264,446	\$2,221,237	\$2,419,641	\$2,204,295	\$2,473,476

Checks Dated 06/01/2024 through 06/30/2024

Check Number	Check Date	Pay to the Order of	Check Amount
14544	06/07/2024	Brown, Robin	10.00
14545	06/12/2024	ABCWUA	378.15
14546	06/12/2024	ACES	17,559.79
14547	06/12/2024	ACT, Inc.	83.94
14548	06/12/2024	AJF Enterprise Inc	1,510.57
14549	06/12/2024	Amazon Capital Services, Inc	748.45
14550	06/12/2024	CCCS Education Foundation	19,077.33
14551	06/12/2024	CenturyLink	118.63
14552	06/12/2024	Charter School Testing Svcs.	1,514.82
14553	06/12/2024	City of Albuquerque	435.00
14554	06/12/2024	Cooperative Educational Services	826.00
14555	06/12/2024	Crystal Springs Bottled Water	196.10
14556	06/12/2024	Dry Fly Enterprises, Inc	2,950.50
14557	06/12/2024	Lango SW LLC Dept 880734	220.24
14558	06/12/2024	Laurie Ihm	75.00
14559	06/12/2024	Lock Box EM3 Networks LLC	1,314.71
14560	06/12/2024	Nearpod LLC	4,270.12
14561	06/12/2024	Panoptic Clean LLC	1,225.28
14562	06/12/2024	schoolAbility, LLC	5,001.33
14563	06/12/2024	Tani Arness	502.12
14564	06/12/2024	TSA Consulting Group, Inc.	50.00
14565	06/12/2024	University of Kansas Center for Research	736.00
14566	06/12/2024	Verizon Wireless	146.15
14567	06/12/2024	Wells Fargo Financial Leasing	1,589.28
14568	06/12/2024	Wisconsin Center for Education Research Attn: Data Recognition	1,001.16
14569	06/30/2024	ACES	14,699.79
14570	06/30/2024	JMP Academy	683.14
14571	06/30/2024	LaBarge Landscape	161.44
14572	06/18/2024	Amazon Capital Services, Inc	19.98
14573	06/18/2024	CenturyLink	120.10
14574	06/18/2024	LSG and Associates Inc	1,875.00
14575	06/18/2024	PowerSchool Group LLC	20,988.70
14576	06/18/2024	Premier School of Driving, LLC	791.04
14577	06/18/2024	Tani Arness	555.40
14582	06/27/2024	AJF Enterprise Inc	1,286.03
14583	06/27/2024	Amazon Capital Services, Inc	27.96
14584	06/27/2024	Armando Martinez	59.00
14585	06/27/2024	CenturyLink	646.82
14586	06/27/2024	DMH Law LLC	5,381.26
14587	06/27/2024	Kristina Read	59.00
14588	06/27/2024	LaBarge Landscape	586.56
14589	06/27/2024	Panoptic Clean LLC	1,225.28
14590	06/27/2024	Verizon Wireless	146.15
14591	06/28/2024	EPARS TSA Consulting Group Inc	200.00
14592	06/28/2024	NM Educational Retirement Board	87,854.79
14593	06/28/2024	NM RHC	9,135.68
14594	06/28/2024	NM Taxation & Revenue Department/Compliance Bureau	1,247.42
14595	06/28/2024	NM Taxation/Revenue Department	5,832.03

The preceding Checks have been issued in accordance with the District's Policy and authorization of the Board of Trustees. It is recommended that the preceding Checks be approved.



Page 1 of 2

Checks Dated 06/01/2024 through 06/30/2024

Check Number	Check Date	Pay to the Order of	Check Amount
Total Number of Checks			48
			<u>215,123.24</u>

Fund Recap

<u>Fund</u>	<u>Description</u>	<u>Check Count</u>	<u>Expensed Amount</u>
11000	Operational Fund	47	183,065.37
21000	Food Services Fund	1	2,860.00
23000	Non-Instruct. Fund	2	1.96
24101	Title I - IASA	3	2,275.69
24106	IDEA-B Entitlement	3	671.92
24189	SSAE Title IV	3	503.55
24330	CRRSA, ESSER III	5	6,754.66
27107	2012 GOBond Std. Library SB-66	1	3,544.20
27407	Family Income Index	3	3,935.66
27502	Next Gen CTE	3	2,085.69
27901	Indian Education Act HB2	3	3,324.24
31600	Capital Improv. HB 33	1	4,302.26
31701	Capital Improv. SB9 Local	2	1,798.04
Total Number of Checks		48	215,123.24
Less Unpaid Tax Liability			.00
Net (Check Amount)			<u>215,123.24</u>

The preceding Checks have been issued in accordance with the District's Policy and authorization of the Board of Trustees. It is recommended that the preceding Checks be approved.



Bank Account 120MAIN - Wells Fargo Operating Account

Payment Id	Comment						
Check # 14544	11000	06/07/2024	Check Amt	10.00	Status Printed	Brown, Robin (010120/1)	
20221010		Reimbursemen(Google Cert. & Classroom Supplies)		11000-	- 21013-	- 512001-	10.00
Check # 14545	11000	06/12/2024	Check Amt	378.15	Status Cleared	ABCWUA (001289/1)	
157271916692		FY24 Water Utilities		11000- 2600- 54415-	0000- 512001- 0000-	00000	11.13
505161066043		FY24 Water Utilities		11000- 2600- 54415-	0000- 512001- 0000-	00000	19.11
515824420686		FY24 Water Utilities		11000- 2600- 54415-	0000- 512001- 0000-	00000	347.91
Check # 14546	11000	06/12/2024	Check Amt	17,559.79	Status Cleared	ACES (001522/2)	
13412		FY24 Business Manager Services		11000- 2500- 53414-	0000- 512001- 0000-	00000	14,699.79
13464		FY24 Food Services		21000- 3100- 56116-	0000- 512001- 0000-	00000	2,860.00
Check # 14547	11000	06/12/2024	Check Amt	83.94	Status Cleared	ACT, Inc. (000807/2)	
1321904		FY24 English, Math, Reading Material		11000- 1000- 56112-	1010- 512001-	0000- 00000	83.94
Check # 14548	11000	06/12/2024	Check Amt	1,510.57	Status Cleared	AJF Enterprise Inc (010154/1)	
11800		FY24 Security Services		11000- 2600- 55915-	0000- 512001-	0000- 00000	1,510.57
Check # 14549	11000	06/12/2024	Check Amt	748.45	Status Cleared	Amazon Capital Services, Inc (001361/2)	
16X1-7FXV-CTQW		Office Supplies		11000- 2200- 56118-	0000- 512001-	0000- 00000	59.98
194K-GM6W-649X		Classroom Supplies		11000- 1000- 56118-	1010- 512001-	0000- 00000	23.99
19GD-HKGT-RVN9		Graduation Supplies		23000- 1000- 56118-	0000- 512001-	0000- 00000	7.99
1CLV-YR1G-9HLR		Office Supplies		11000- 2200- 56118-	0000- 512001-	0000- 00000	656.21
1DPY-VTXX-XJJV		Art Classroom Supplies		11000- 1000- 56118-	1010- 512001-	0000- 00000	6.29
1N4K-F1JX-1DMQ		Classroom Supplies		11000- 1000- 56118-	1010- 512001-	0000- 00000	27.98
1R43-MJ7H-CT47		Family Fun Day Supplies		23000- 1000- 56118-	9000- 512001-	0000- 00000	33.99-
Check # 14550	11000	06/12/2024	Check Amt	19,077.33	Status Cleared	CCCS Education Foundation (001285/2)	
1168		FY24 Lease Payment(s)		11000- 4000- 54640-	0000- 512001-	0000- 00000	13,043.29
				31600- 4000- 54640-	0000- 512001-	0000- 00000	4,302.26
				31701- 4000- 54640-	0000- 512001-	0000- 00000	1,731.78
Check # 14551	11000	06/12/2024	Check Amt	118.63	Status Cleared	CenturyLink (001355/2)	
20240528		FY24 Phone, Fax Servcie		11000- 2600- 54416-	0000- 512001-	0000- 00000	118.63
Check # 14552	11000	06/12/2024	Check Amt	1,514.82	Status Cleared	Charter School Testing Svcs. (000307/1)	
2324173		FY24 Testing Services		11000- 2200- 55915-	0000- 512001-	0000- 00000	1,514.82
Check # 14553	11000	06/12/2024	Check Amt	435.00	Status Cleared	City of Albuquerque (000313/3)	
BA-2023-043962		Business Registration Application Fees		11000- 2600- 55915-	0000- 512001-	0000- 00000	435.00
Check # 14554	11000	06/12/2024	Check Amt	826.00	Status Cleared	Cooperative Educational Servics (000327/3)	
36-052034		FY24 Ancillary Services		11000- 2100- 53211-	2000- 512001-	0000- 00000	826.00
Check # 14555	11000	06/12/2024	Check Amt	196.10	Status Cleared	Crystal Springs Bottled Water (000334/3)	

Selection Sorted by Check Number, Inv #, Include Address=No, (Org = 120, Source = N, Pay To = N, Payment Method = N, Starting Check Date = 6/1/2024, Ending Check Date = 6/30/2024, Summary? = N, Sort/Group 1 = , Sort/Group 2 =)



Bank Account 120MAIN - Wells Fargo Operating Account

Payment Id	Comment					
Check # 14555	11000	06/12/2024	Check Amt	196.10	Status Cleared	Crystal Springs Bottled Water (000334/3) - continued
9286747			FY24 Bottled Water			11000- 2400- 56118- 0000- 512001- 0000- 00000 53.30
9288859			FY24 Bottled Water			11000- 2400- 56118- 0000- 512001- 0000- 00000 67.50
9290112			FY24 Bottled Water			11000- 2400- 56118- 0000- 512001- 0000- 00000 53.30
9290314			FY24 Bottled Water			11000- 2400- 56118- 0000- 512001- 0000- 00000 22.00
Check # 14556	11000	06/12/2024	Check Amt	2,950.50	Status Cleared	Dry Fly Enterprises, Inc (010170/1)
IN68122			FY24 IT Services			11000- 2500- 54320- 0000- 512001- 0000- 00000 2,884.24
IN68283			Image Silo Storage Fee			31701- 4000- 57340- 0000- 512001- 0000- 00000 66.26
Check # 14557	11000	06/12/2024	Check Amt	220.24	Status Cleared	Lango SW LLC Dept 880734 (010216/2)
1691-13559			Ref BPO24-00043 - Interpret Svcs (new vendor)			11000- 2100- 53217- 2000- 512001- 0000- 00000 220.24
Check # 14558	11000	06/12/2024	Check Amt	75.00	Status Cleared	Laurie Ihm (001524/1)
23086			Professional Development - Drivers Ed			11000- 2400- 53330- 0000- 512001- 0000- 00000 75.00
Check # 14559	11000	06/12/2024	Check Amt	1,314.71	Status Cleared	Lock Box EM3 Networks LLC (010028/2)
19783			FY24 Internet Services			11000- 2600- 54416- 0000- 512001- 0000- 00000 1,314.71
Check # 14560	27107	06/12/2024	Check Amt	4,270.12	Status Cleared	Nearpod LLC (010148/2)
INVN596868			Nearpod Premium Plus - FY25			11000- 1000- 56113- 1010- 512001- 0000- 00000 725.92 27107- 1000- 56113- 1010- 512001- 0000- 00000 3,544.20
Check # 14561	11000	06/12/2024	Check Amt	1,225.28	Status Cleared	Panoptic Clean LLC (010195/1)
2449			FY 24 Cleaning Services Panoptic			11000- 2600- 55915- 0000- 512001- 0000- 00000 1,225.28
Check # 14562	11000	06/12/2024	Check Amt	5,001.33	Status Cleared	schoolAbility, LLC (010171/1)
2409-NMCCCS			Accounting Software - 3-month Extension			11000- 2500- 56113- 0000- 512001- 0000- 00000 5,001.33
Check # 14563	11000	06/12/2024	Check Amt	502.12	Status Cleared	Tani Arness (000696/1)
93421507			Advertisement Reimbursement			11000- 2300- 55400- 0000- 512001- 0000- 00000 502.12
Check # 14564	11000	06/12/2024	Check Amt	50.00	Status Cleared	TSA Consulting Group, Inc. (001363/1)
108640			FY24 Section 403B Admin. Charges			11000- 2500- 55915- 0000- 512001- 0000- 00000 50.00
Check # 14565	11000	06/12/2024	Check Amt	736.00	Status Cleared	University of Kansas Center for Research (010214/1)
495397			NM-ASR; Science Testing			11000- 2200- 55915- 0000- 512001- 0000- 00000 736.00
Check # 14566	11000	06/12/2024	Check Amt	146.15	Status Cleared	Verizon Wireless (000658/1)
9964747813			FY24 Cell Phone Services			11000- 2600- 54416- 0000- 512001- 0000- 00000 106.14 24330- 2600- 54416- 0000- 512001- 0000- 00000 40.01
Check # 14567	11000	06/12/2024	Check Amt	1,589.28	Status Cleared	Wells Fargo Financial Leasing (000647/2)
5029989044			Copy Machine Lease			11000- 2500- 54620- 0000- 512001- 0000- 00000 1,589.28
Check # 14568	11000	06/12/2024	Check Amt	1,001.16	Status Printed	Wisconsin Center for Education Research Attn: Data Recog Corp (001257/3)
4301			ACCESS for ELLS Assessment			11000- 2200- 56118- 0000- 512001- 0000- 00000 1,001.16

Selection Sorted by Check Number, Inv #, Include Address=No, (Org = 120, Source = N, Pay To = N, Payment Method = N, Starting Check Date = 6/1/2024, Ending Check Date = 6/30/2024, Summary? = N, Sort/Group 1 = , Sort/Group 2 =)



Bank Account 120MAIN - Wells Fargo Operating Account

Payment Id	Comment						
Check # 14569	11000	06/30/2024	Check Amt	14,699.79	Status Cleared	ACES (001522/2)	
13574		FY24 Business Manager Services				11000- 2500- 53414- 0000- 512001- 0000- 00000	14,699.79
Check # 14570	11000	06/30/2024	Check Amt	683.14	Status Cleared	JMP Academy (010198/1)	
1932		Stars Reporting				11000- 2100- 55915- 0000- 512001- 0000- 00000	683.14
Check # 14571	11000	06/30/2024	Check Amt	161.44	Status Printed	LaBarge Landscape (010003/1)	
46816		FY24 Landscaping Services				11000- 2600- 54312- 0000- 512001- 0000- 00000	161.44
Check # 14572	11000	06/18/2024	Check Amt	19.98	Status Cleared	Amazon Capital Services, Inc (001361/2)	
1MY6-CNV1-P7KX		Office Supplies				11000- 2200- 56118- 0000- 512001- 0000- 00000	19.98
Check # 14573	11000	06/18/2024	Check Amt	120.10	Status Cleared	CenturyLink (001355/2)	
20240601		FY24 Phone, Fax Servcie				11000- 2600- 54416- 0000- 512001- 0000- 00000	120.10
Check # 14574	11000	06/18/2024	Check Amt	1,875.00	Status Cleared	LSG and Associates Inc (010013/1)	
8104		FY24 SLP				11000- 2100- 53212- 2000- 512001- 0000- 00000	1,875.00
Check # 14575	11000	06/18/2024	Check Amt	20,988.70	Status Cleared	PowerSchool Group LLC (010083/3)	
INV392639		FY25 PowerSchool SIS Subscription				11000- 2100- 56113- 0000- 512001- 0000- 00000	5,153.70
INV393901		FY25 PowerSchool SIS Subscription				11000- 2100- 56113- 0000- 512001- 0000- 00000	15,835.00
Check # 14576	11000	06/18/2024	Check Amt	791.04	Status Printed	Premier School of Driving, LLC (001617/1)	
3		Driving Instruction for Students				11000- 1000- 55915- 1010- 512001- 0000- 00000	791.04
Check # 14577	11000	06/18/2024	Check Amt	555.40	Status Printed	Tani Arness (000696/1)	
93902903		Advertisement Reimbursement				11000- 2300- 55400- 0000- 512001- 0000- 00000	555.40
* Break in sequence							
Check # 14582	11000	06/27/2024	Check Amt	1,286.03	Status Printed	AJF Enterprise Inc (010154/1)	
11828		FY24 Security Services				11000- 2600- 55915- 0000- 512001- 0000- 00000	1,286.03
Check # 14583	23000	06/27/2024	Check Amt	27.96	Status Printed	Amazon Capital Services, Inc (001361/2)	
1FVF-V9KC-1HQL		Honor Cords for Commencement Ceremony				23000- 1000- 56118- 9000- 512001- 0000- 00000	27.96
Check # 14584	11000	06/27/2024	Check Amt	59.00	Status Printed	Armando Martinez (010218/1)	
N06240003530		Background Check Reimbursement				11000- 2500- 53711- 0000- 512001- 0000- 00000	59.00
Check # 14585	11000	06/27/2024	Check Amt	646.82	Status Printed	CenturyLink (001355/2)	
692812764		FY24 Phone, Fax Servcie				11000- 2600- 54416- 0000- 512001- 0000- 00000	646.82
Check # 14586	11000	06/27/2024	Check Amt	5,381.26	Status Printed	DMH Law LLC (010169/1)	
368		Educational Consulting				11000- 2300- 55915- 0000- 512001- 0000- 00000	5,381.26
Check # 14587	11000	06/27/2024	Check Amt	59.00	Status Printed	Kristina Read (010217/1)	
O29N8BH9JR		Background Check Reimbursement				11000- 2500- 53711- 0000- 512001- 0000- 00000	59.00
Check # 14588	11000	06/27/2024	Check Amt	586.56	Status Printed	LaBarge Landscape (010003/1)	

Selection Sorted by Check Number, Inv #, Include Address=No, (Org = 120, Source = N, Pay To = N, Payment Method = N, Starting Check Date = 6/1/2024, Ending Check Date = 6/30/2024, Summary? = N, Sort/Group 1 = , Sort/Group 2 =)



Bank Account 120MAIN - Wells Fargo Operating Account

Payment Id	Comment						
Check # 14588	11000	06/27/2024	Check Amt	586.56	Status Printed	LaBarge Landscape (010003/1) - continued	
46854		FY24 Landscaping Services				11000- 2600- 54312- 0000- 512001- 0000- 00000	586.56
Check # 14589	11000	06/27/2024	Check Amt	1,225.28	Status Cleared	Panoptic Clean LLC (010195/1)	
2451		FY 24 Cleaning Services Panoptic				11000- 2600- 55915- 0000- 512001- 0000- 00000	1,225.28
Check # 14590	24330	06/27/2024	Check Amt	146.15	Status Printed	Verizon Wireless (000658/1)	
9967200205		FY24 Cell Phone Services				11000- 2600- 54416- 0000- 512001- 0000- 00000	5.22
						24330- 2600- 54416- 0000- 512001- 0000- 00000	140.93
Check # 14591	11000	06/28/2024	Check Amt	200.00	Status Cleared	EPARS TSA Consulting Group Inc (901000/1)	
20240610-REG		EPARS TSA Consulting Group Inc (901000/1) 06/10/2024 (REG)				11000- - 23147- - - -	100.00
20240625-REG		EPARS TSA Consulting Group Inc (901000/1) 06/25/2024 (REG)				11000- - 23147- - - -	100.00
Check # 14592	11000	06/28/2024	Check Amt	87,854.79	Status Cleared	NM Educational RetirementBoard (900005/1)	
20240610-REG		NM Educational RetirementBoard (900005/1) 06/10/2024 (REG)				11000- - 23124- - - -	15,414.60
						24101- - 23124- - - -	435.21
						24106- - 23124- - - -	116.94
						24189- - 23124- - - -	87.63
						24330- - 23124- - - -	1,682.52
						27407- - 23124- - - -	932.14
						27901- - 23124- - - -	254.24
20240625-REG		NM Educational RetirementBoard (900005/1) 06/25/2024 (REG)				11000- - 23124- - - -	28,487.01
						24101- - 23124- - - -	435.21
						24106- - 23124- - - -	116.94
						24189- - 23124- - - -	87.63
						24330- - 23124- - - -	1,635.20
						27407- - 23124- - - -	932.14
						27502- - 23124- - - -	461.76
						27901- - 23124- - - -	714.04
20240710-JUL		NM Educational RetirementBoard (900005/1) 07/10/2024 (JUL)				11000- - 23124- - - -	11,989.83
						24101- - 23124- - - -	400.91
						24106- - 23124- - - -	116.94
						24189- - 23124- - - -	87.63
						24330- - 23124- - - -	1,127.43
						27407- - 23124- - - -	509.20

Selection Sorted by Check Number, Inv #, Include Address=No, (Org = 120, Source = N, Pay To = N, Payment Method = N, Starting Check Date = 6/1/2024, Ending Check Date = 6/30/2024, Summary? = N, Sort/Group 1 = , Sort/Group 2 =)



Bank Account 120MAIN - Wells Fargo Operating Account

Payment Id	Comment								
Check # 14592	11000	06/28/2024	Check Amt	87,854.79	Status Cleared	NM Educational RetirementBoard (900005/1) - continued			
20240710-JUL		NM Educational RetirementBoard (900005/1) 07/10/2024 (JUL)			27502-	- 23124-	-	-	461.76
					27901-	- 23124-	-	-	714.04
20240725-JUL		NM Educational RetirementBoard (900005/1) 07/25/2024 (JUL)			11000-	- 23124-	-	-	7,570.17
					24101-	- 23124-	-	-	370.85
					24106-	- 23124-	-	-	116.94
					24189-	- 23124-	-	-	87.63
					24330-	- 23124-	-	-	586.49
					27407-	- 23124-	-	-	509.20
					27502-	- 23124-	-	-	461.76
					27901-	- 23124-	-	-	623.88
20240809-AUG		NM Educational RetirementBoard (900005/1) 08/09/2024 (AUG)			11000-	- 23124-	-	-	7,570.17
					24101-	- 23124-	-	-	370.85
					24106-	- 23124-	-	-	116.94
					24189-	- 23124-	-	-	87.63
					24330-	- 23124-	-	-	586.49
					27407-	- 23124-	-	-	509.20
					27502-	- 23124-	-	-	461.76
					27901-	- 23124-	-	-	623.88
Check # 14593	11000	06/28/2024	Check Amt	9,135.68	Status Cleared	NM RHC (900006/1)			
20240610-REG		NM RHC (900006/1) 06/10/2024 (REG)			11000-	- 23123-	-	-	1,602.91
					24101-	- 23123-	-	-	45.25
					24106-	- 23123-	-	-	12.16
					24189-	- 23123-	-	-	9.12
					24330-	- 23123-	-	-	174.97
					27407-	- 23123-	-	-	96.92
					27901-	- 23123-	-	-	26.44
20240625-REG		NM RHC (900006/1) 06/25/2024 (REG)			11000-	- 23123-	-	-	2,962.26
					24101-	- 23123-	-	-	45.25
					24106-	- 23123-	-	-	12.16
					24189-	- 23123-	-	-	9.12
					24330-	- 23123-	-	-	170.04
					27407-	- 23123-	-	-	96.92
					27502-	- 23123-	-	-	48.01

Bank Account 120MAIN - Wells Fargo Operating Account

Payment Id	Comment							
Check # 14593	11000	06/28/2024	Check Amt	9,135.68	Status Cleared	NM RHC (900006/1) - continued		
20240625-REG			NM RHC (900006/1) 06/25/2024 (REG)		27901-	- 23123-	-	74.26
20240710-JUL			NM RHC (900006/1) 07/10/2024 (JUL)		11000-	- 23123-	-	1,246.77
					24101-	- 23123-	-	41.68
					24106-	- 23123-	-	12.16
					24189-	- 23123-	-	9.12
					24330-	- 23123-	-	117.24
					27407-	- 23123-	-	52.95
					27502-	- 23123-	-	48.01
					27901-	- 23123-	-	74.26
20240725-JUL			NM RHC (900006/1) 07/25/2024 (JUL)		11000-	- 23123-	-	787.18
					24101-	- 23123-	-	38.56
					24106-	- 23123-	-	12.16
					24189-	- 23123-	-	9.12
					24330-	- 23123-	-	60.99
					27407-	- 23123-	-	52.95
					27502-	- 23123-	-	48.01
					27901-	- 23123-	-	64.88
20240809-AUG			NM RHC (900006/1) 08/09/2024 (AUG)		11000-	- 23123-	-	787.18
					24101-	- 23123-	-	38.56
					24106-	- 23123-	-	12.16
					24189-	- 23123-	-	9.12
					24330-	- 23123-	-	60.99
					27407-	- 23123-	-	52.95
					27502-	- 23123-	-	48.01
					27901-	- 23123-	-	64.88
Check # 14594	11000	06/28/2024	Check Amt	1,247.42	Status Cleared	NM Taxation & Revenue Department/Compliance Bureau (900003/2)		
DP24-00020			Garnishment-Guajardo, Eliseo		11000-	- 23149-	-	623.71
DP24-00021			Garnishment-Guajardo, Eliseo		11000-	- 23149-	-	623.71
Check # 14595	11000	06/28/2024	Check Amt	5,832.03	Status Cleared	NM Taxation/Revenue Department (900003/1)		
20240610-REG			NM Taxation/Revenue Department (900003/1) 06/10/2024 (REG)		11000-	- 23142-	-	1,589.23
					24101-	- 23142-	-	26.85
					24106-	- 23142-	-	13.21
					24189-	- 23142-	-	9.90
					24330-	- 23142-	-	162.42
					27407-	- 23142-	-	97.37

Selection Sorted by Check Number, Inv #, Include Address=No, (Org = 120, Source = N, Pay To = N, Payment Method = N, Starting Check Date = 6/1/2024, Ending Check Date = 6/30/2024, Summary? = N, Sort/Group 1 = , Sort/Group 2 =)



Bank Account 120MAIN - Wells Fargo Operating Account

Payment Id	Comment							
Check # 14595	11000	06/28/2024	Check Amt	5,832.03	Status Cleared	NM Taxation/Revenue Department (900003/1) - continued		
20240610-REG	NM Taxation/Revenue Department (900003/1) 06/10/2024 (REG)			27901-	- 23142-	-	-	23.13
20240625-REG	NM Taxation/Revenue Department (900003/1) 06/25/2024 (REG)			11000-	- 23142-	-	-	3,444.72
				24101-	- 23142-	-	-	26.51
				24106-	- 23142-	-	-	13.21
				24189-	- 23142-	-	-	9.90
				24330-	- 23142-	-	-	208.94
				27407-	- 23142-	-	-	93.72
				27502-	- 23142-	-	-	46.61
				27901-	- 23142-	-	-	66.31
Number of Items	48			215,123.24	Totals for Org 2			

Bank Account 120MAIN - Wells Fargo Operating Account

Payment Id	Comment
------------	---------

Number of Items	48	215,123.24 Totals for Org 120 - Cesar Chavez Community
-----------------	----	--

Bank Account 120MAIN - Wells Fargo Operating Account

2024 Org Recap

120 - Cesar Chavez Community

Check #	14543	through	ACH-00004003	Total Count	96	\$374,078.11
---------	-------	---------	--------------	-------------	----	--------------

11000-11011*		183,065.37-
11000-21013	10.00	
11000-23123	7,386.30	
11000-23124	71,031.78	
11000-23142	5,033.95	
11000-23147	200.00	
11000-23149	1,247.42	
11000-53211	826.00	
11000-53212	1,875.00	
11000-53217	220.24	
11000-53330	75.00	
11000-53414	29,399.58	
11000-53711	118.00	
11000-54312	748.00	
11000-54320	2,884.24	
11000-54415	378.15	
11000-54416	2,311.62	
11000-54620	1,589.28	
11000-54640	13,043.29	
11000-55400	1,057.52	
11000-55915	14,838.42	
11000-56112	83.94	
11000-56113	26,715.95	
11000-56118	1,991.69	
Totals for Fund 11000	183,065.37	183,065.37-
21000-11011*		2,860.00-
21000-56116	2,860.00	
Totals for Fund 21000	2,860.00	2,860.00-
23000-11011*		1.96-
23000-56118	1.96	
Totals for Fund 23000	1.96	1.96-
24101-11011*		2,275.69-

Bank Account 120MAIN - Wells Fargo Operating Account

2024 Org Recap (continued)

120 - Cesar Chavez Community

Check #	14543	through	ACH-00004003	Total Count	96	\$374,078.11	(continued)
---------	-------	---------	--------------	-------------	----	--------------	-------------

24101-23123	209.30	
24101-23124	2,013.03	
24101-23142	53.36	
Totals for Fund 24101	2,275.69	2,275.69-
24106-11011*		671.92-
24106-23123	60.80	
24106-23124	584.70	
24106-23142	26.42	
Totals for Fund 24106	671.92	671.92-
24189-11011*		503.55-
24189-23123	45.60	
24189-23124	438.15	
24189-23142	19.80	
Totals for Fund 24189	503.55	503.55-
24330-11011*		6,754.66-
24330-23123	584.23	
24330-23124	5,618.13	
24330-23142	371.36	
24330-54416	180.94	
Totals for Fund 24330	6,754.66	6,754.66-
27107-11011*		3,544.20-
27107-56113	3,544.20	
Totals for Fund 27107	3,544.20	3,544.20-
27407-11011*		3,935.66-
27407-23123	352.69	
27407-23124	3,391.88	
27407-23142	191.09	
Totals for Fund 27407	3,935.66	3,935.66-
27502-11011*		2,085.69-
27502-23123	192.04	
27502-23124	1,847.04	

Bank Account 120MAIN - Wells Fargo Operating Account

2024 Org Recap (continued)

120 - Cesar Chavez Community

Check #	through	ACH-00004003	Total Count	96	\$374,078.11	(continued)
		27502-23142	46.61			
Totals for Fund 27502			2,085.69	2,085.69-		
		27901-11011*		3,324.24-		
		27901-23123	304.72			
		27901-23124	2,930.08			
		27901-23142	89.44			
Totals for Fund 27901			3,324.24	3,324.24-		
		31600-11011*		4,302.26-		
		31600-54640	4,302.26			
Totals for Fund 31600			4,302.26	4,302.26-		
		31701-11011*		1,798.04-		
		31701-54640	1,731.78			
		31701-57340	66.26			
Totals for Fund 31701			1,798.04	1,798.04-		
Totals for Org 120			215,123.24	215,123.24-		
Net change to Cash 11011				215,123.24- Credit		

* denotes System Generated entry

Bank Account 120MAIN - Wells Fargo Operating Account

2024 Org Recap (continued)

Number of Items	48	215,123.24	Report Totals
-----------------	----	------------	---------------

Pay Date 06/10/2024			
Employee Name	Day-EmpId-Org	Amount	Sender Transit # BatchId
AGUILAR, MARGARET A	162-000163-0120	1,934.84	10700219 PR240610A01a
ALTON, AMANDA L	162-000194-0120	2,304.44	10700219 PR240610A01a
ARNESS, TANI	162-000045-0120	3,093.53	10700219 PR240610A01a
BETENBOUGH, KYLE	162-000171-0120	1,274.16	10700219 PR240610A01a
BLAIR, HEATHER B	162-000197-0120	2,391.55	10700219 PR240610A01a
BOWERS, AMY	162-000178-0120	1,895.23	10700219 PR240610A01a
BROWN, ROBIN E	162-000182-0120	2,081.36	10700219 PR240610A01a
BUTTERWORTH, PAULA J	162-000199-0120	266.37	10700219 PR240610A01a
CHAVEZ, SAMANTHA J	162-000164-0120	1,407.16	10700219 PR240610A01a
CUARA-MARTINEZ, KARINA	162-000079-0120	1,425.30	10700219 PR240610A01a
DOUGHERTY, AUSTIN	162-000187-0120	1,912.05	10700219 PR240610A01a
ESPINO, ANGELICA	162-000190-0120	1,270.72	10700219 PR240610A01a
EVERETT, NATHAN R	162-000127-0120	2,207.10	10700219 PR240610A01a
GUAJARDO, ELISEO	162-000186-0120	1,866.23	10700219 PR240610A01a
IHM, LAURIE A	162-000118-0120	2,288.59	10700219 PR240610A01a
KRUGER, ASHLEY	162-000195-0120	2,296.98	10700219 PR240610A01a
LANG, DAVID R	162-000132-0120	2,518.64	10700219 PR240610A01a
LIRA-PEREZ, NORMA C	162-000180-0120	1,182.75	10700219 PR240610A01a
MOLINA, STEPHANIE M	162-000193-0120	1,888.80	10700219 PR240610A01a
NAGURSKI, BENJAMIN	162-000176-0120	1,381.32	10700219 PR240610A01a
OLMOS, EVELYN	162-000196-0120	1,735.83	10700219 PR240610A01a
REEDER, LAWRENCE	162-000172-0120	2,202.22	10700219 PR240610A01a
SMITH, BRIGID	162-000198-0120	2,228.06	10700219 PR240610A01a
Total		43,053.23	
Number of Employees	23	Number of Prenotes	0

* denotes Emailed

Pay Date 06/25/2024

Employee Name	Day-EmpId-Org	Amount	Sender Transit #	BatchId
AGUILAR, MARGARET A	177-000163-0120	7,419.82	10700219	PR240625A01a
ALTON, AMANDA L	177-000194-0120	2,302.44	10700219	PR240625A01a
ARNESS, TANI	177-000045-0120	3,091.53	10700219	PR240625A01a
BETENBOUGH, KYLE	177-000171-0120	1,534.40	10700219	PR240625A01a
BLAIR, HEATHER B	177-000197-0120	2,389.56	10700219	PR240625A01a
BOWERS, AMY	177-000178-0120	1,893.23	10700219	PR240625A01a
BROWN, ROBIN E	177-000182-0120	3,098.67	10700219	PR240625A01a
CHAVEZ, SAMANTHA J	177-000164-0120	1,405.16	10700219	PR240625A01a
CUARA-MARTINEZ, KARINA	177-000079-0120	4,971.90	10700219	PR240625A01a
DOUGHERTY, AUSTIN	177-000187-0120	1,910.05	10700219	PR240625A01a
ESPINO, ANGELICA	177-000190-0120	1,259.53	10700219	PR240625A01a
EVERETT, NATHAN R	177-000127-0120	2,205.10	10700219	PR240625A01a
GUAJARDO, ELISEO	177-000186-0120	1,864.23	10700219	PR240625A01a
IHM, LAURIE A	177-000118-0120	3,347.72	10700219	PR240625A01a
KRUGER, ASHLEY	177-000195-0120	7,951.64	10700219	PR240625A01a
LANG, DAVID R	177-000132-0120	3,672.91	10700219	PR240625A01a
LIRA-PEREZ, NORMA C	177-000180-0120	4,323.12	10700219	PR240625A01a
MOLINA, STEPHANIE M	177-000193-0120	1,886.81	10700219	PR240625A01a
NAGURSKI, BENJAMIN	177-000176-0120	1,379.32	10700219	PR240625A01a
OLMOS, EVELYN	177-000196-0120	1,733.82	10700219	PR240625A01a
REEDER, LAWRENCE	177-000172-0120	4,175.57	10700219	PR240625A01a
SMITH, BRIGID	177-000198-0120	7,662.21	10700219	PR240625A01a
Total		71,478.74		

Number of Employees 22 Number of Prenotes 0

* denotes Emailed

Selection Grouped by Org, Pay Date - Sorted by Employee Name, (Org = 120, Pay Schedule Type IN ('1','2'), Recaps? = Y)



Balances through 06/30/2024					Fiscal Year 2023/24	
Funds- Func- Obj ct - Pr gm- Locat n- JbCl - Opt nl	Description	Adopted Budget	Revised Budget	Revenue	Account Balance	
Funds 11000 - Operational, Func 0000 - NoFunctionCode						
11000- 0000- 41920- 0000- 512001- 0000- 00000	PrivContribsDntn			864.00	864.00-	
11000- 0000- 41921- 0000- 512001- 0000- 00000	InstCategorical			500.00	500.00-	
11000- 0000- 41980- 0000- 512001- 0000- 00000	RefPriorYearExp			734.56	734.56-	
11000- 0000- 43101- 0000- 512001- 0000- 00000	StEqulzGuarantee	2,321,420.00	2,749,556.00	2,749,554.76	1.24	
11000- 0000- 46100- 0000- 512001- 0000- 00000	AccessBrdE-Rate	13,985.00	13,985.00		13,985.00	
Total for Funds 11000, Func 0000 and Revenue accounts		2,335,405.00	2,763,541.00	2,751,653.32	11,887.68	
Funds 21000 - Food Svcs, Func 0000 - NoFunctionCode						
21000- 0000- 44500- 0000- 512001- 0000- 00000	ResGtsFedThruSt	30,000.00	30,000.00	20,157.64	9,842.36	
Total for Funds 21000, Func 0000 and Revenue accounts		30,000.00	30,000.00	20,157.64	9,842.36	
Funds 21100 - Unvrsl FreeMeal, Func 0000 - NoFunctionCode						
21100- 0000- 43203- 0000- 512001- 0000- 00000	St.DirectGrants		120.00	174.45	54.45-	
Total for Funds 21100, Func 0000 and Revenue accounts		.00	120.00	174.45	54.45-	
Funds 23000 - Non-InstrctSupp, Func 0000 - NoFunctionCode						
23000- 0000- 41920- 0000- 512001- 0000- 00000	PrivContribsDntn		6,408.00	6,438.69	30.69-	
Total for Funds 23000, Func 0000 and Revenue accounts		.00	6,408.00	6,438.69	30.69-	
Funds 24101 - Title I - IASA, Func 0000 - NoFunctionCode						
24101- 0000- 44500- 0000- 512001- 0000- 00000	ResGtsFedThruSt	75,664.00	75,664.00	50,733.64	24,930.36	
24101- 0000- 44504- 0000- 512001- 0000- 00000	Revenue			22,865.61	22,865.61-	
Total for Funds 24101, Func 0000 and Revenue accounts		75,664.00	75,664.00	73,599.25	2,064.75	
Funds 24106 - IDEABEntitlemnt, Func 0000 - NoFunctionCode						
24106- 0000- 44500- 0000- 512001- 0000- 00000	ResGtsFedThruSt	36,527.00	36,527.00	21,035.78	15,491.22	
24106- 0000- 44504- 0000- 512001- 0000- 00000	Revenue			5,589.79	5,589.79-	
Total for Funds 24106, Func 0000 and Revenue accounts		36,527.00	36,527.00	26,625.57	9,901.43	
Funds 24154 - TchPrinTrainRec, Func 0000 - NoFunctionCode						
24154- 0000- 44500- 0000- 512001- 0000- 00000	ResGtsFedThruSt	6,225.00	19,032.00	3,148.13	15,883.87	
24154- 0000- 44504- 0000- 512001- 0000- 00000	Revenue			5,138.87	5,138.87-	
Total for Funds 24154, Func 0000 and Revenue accounts		6,225.00	19,032.00	8,287.00	10,745.00	
Funds 24174 - CP-Second-Curr, Func 0000 - NoFunctionCode						
24174- 0000- 44500- 0000- 512001- 0000- 00000	ResGtsFedThruSt	7,529.00	7,529.00	7,529.00		
24174- 0000- 44504- 0000- 512001- 0000- 00000	Revenue			2,111.65	2,111.65-	
Total for Funds 24174, Func 0000 and Revenue accounts		7,529.00	7,529.00	9,640.65	2,111.65-	

Selection Grouped by Account Type, Filtered by User Permissions, (Org = 120, Online/Offline = N, Period = 12, UnPosted JEs? = N, Assets and Liabilities? = N, Restricted Accts? = Y, Objct = 4, Obj Digits = 0, Page Break Lvl =)

Balances through 06/30/2024					Fiscal Year 2023/24	
Funds- Func- Obj ct - Pr gm- Locat n- Jb Cl - Opt nl	Description	Adopted Budget	Revised Budget	Revenue	Account Balance	
Funds 24189 - SSAE Title IV, Func 0000 - NoFunctionCode						
24189- 0000- 44500- 0000- 512001- 0000- 00000	ResGtsFedThruSt	10,000.00	10,206.00	8,226.46	1,979.54	
24189- 0000- 44504- 0000- 512001- 0000- 00000	Revenue			2,809.63	2,809.63-	
Total for Funds 24189, Func 0000 and Revenue accounts		10,000.00	10,206.00	11,036.09	830.09-	
Funds 24190 - Title I CSI, Func 0000 - NoFunctionCode						
24190- 0000- 44500- 0000- 512001- 0000- 00000	ResGtsFedThruSt			91,563.84	91,563.84-	
24190- 0000- 44504- 0000- 512001- 0000- 00000	Revenue	91,564.00	91,564.00		91,564.00	
Total for Funds 24190, Func 0000 and Revenue accounts		91,564.00	91,564.00	91,563.84	.16	
Funds 24308 - CRRSA, ESSER II, Func 0000 - NoFunctionCode						
24308- 0000- 44504- 0000- 512001- 0000- 00000	Revenue			73,377.45	73,377.45-	
Total for Funds 24308, Func 0000 and Revenue accounts		.00	.00	73,377.45	73,377.45-	
Funds 24330 - ESSER III, Func 0000 - NoFunctionCode						
24330- 0000- 44500- 0000- 512001- 0000- 00000	ResGtsFedThruSt	237,622.00	242,368.00	224,899.80	17,468.20	
24330- 0000- 44504- 0000- 512001- 0000- 00000	Revenue			41,380.49	41,380.49-	
Total for Funds 24330, Func 0000 and Revenue accounts		237,622.00	242,368.00	266,280.29	23,912.29-	
Funds 24346 - IDEA-ARP, Func 0000 - NoFunctionCode						
24346- 0000- 44504- 0000- 512001- 0000- 00000	Revenue			12,192.95	12,192.95-	
Total for Funds 24346, Func 0000 and Revenue accounts		.00	.00	12,192.95	12,192.95-	
Funds 24349 - ARP Preschool, Func 0000 - NoFunctionCode						
24349- 0000- 44500- 0000- 512001- 0000- 00000	ResGtsFedThruSt	1,034.00	1,034.00		1,034.00	
Total for Funds 24349, Func 0000 and Revenue accounts		1,034.00	1,034.00	.00	1,034.00	
Funds 26207 - CNM Foundation, Func 0000 - NoFunctionCode						
26207- 0000- 41921- 0000- 512001- 0000- 00000	InstCatgorical	500.00	500.00		500.00	
Total for Funds 26207, Func 0000 and Revenue accounts		500.00	500.00	.00	500.00	
Funds 27107 - 2012GOBondsB66, Func 0000 - NoFunctionCode						
27107- 0000- 43202- 0000- 512001- 0000- 00000	StFlowThruGrant		4,291.00		4,291.00	
27107- 0000- 43204- 0000- 512001- 0000- 00000	PriorYearBalnce	2,873.00	2,873.00	3,444.00	571.00-	
Total for Funds 27107, Func 0000 and Revenue accounts		2,873.00	7,164.00	3,444.00	3,720.00	
Funds 27109 - IM-GAA of 2019, Func 0000 - NoFunctionCode						
27109- 0000- 43202- 0000- 512001- 0000- 00000	StFlowThruGrant	3,538.00	3,538.00	3,538.15	.15-	
Total for Funds 27109, Func 0000 and Revenue accounts		3,538.00	3,538.00	3,538.15	.15-	
Funds 27407 - FII, Func 0000 - NoFunctionCode						

Selection Grouped by Account Type, Filtered by User Permissions, (Org = 120, Online/Offline = N, Period = 12, UnPosted JEs? = N, Assets and Liabilities? = N, Restricted Accts? = Y, Objct = 4, Obj Digits = 0, Page Break Lvl =)

Balances through 06/30/2024					Fiscal Year 2023/24	
Funds- Func- Obj ct - Pr gm- Locat n- JbCl - Opt nl	Description	Adopted Budget	Revised Budget	Revenue	Account Balance	
Funds 27407 - FII, Func 0000 - NoFunctionCode						
27407- 0000- 43202- 0000- 512001- 0000- 00000	StFlowThruGrant	112,478.00	112,478.00	90,147.22	22,330.78	
27407- 0000- 43204- 0000- 512001- 0000- 00000	PriorYearBalnce			32,596.92	32,596.92-	
Total for Funds 27407, Func 0000 and Revenue accounts		112,478.00	112,478.00	122,744.14	10,266.14-	
Funds 27502 - Next Gen CTE, Func 0000 - NoFunctionCode						
27502- 0000- 43202- 0000- 512001- 0000- 00000	StFlowThruGrant	57,285.00	57,285.00	43,635.83	13,649.17	
27502- 0000- 43204- 0000- 512001- 0000- 00000	PriorYearBalnce			1,587.78	1,587.78-	
Total for Funds 27502, Func 0000 and Revenue accounts		57,285.00	57,285.00	45,223.61	12,061.39	
Funds 27901 - Indian Ed Act, Func 0000 - NoFunctionCode						
27901- 0000- 43202- 0000- 512001- 0000- 00000	StFlowThruGrant	54,526.00	54,526.00	12,716.92	41,809.08	
Total for Funds 27901, Func 0000 and Revenue accounts		54,526.00	54,526.00	12,716.92	41,809.08	
Funds 28211 - Covid-19 Test., Func 0000 - NoFunctionCode						
28211- 0000- 43203- 0000- 512001- 0000- 00000	St.DirectGrants	19,584.00	19,584.00	52,518.62	32,934.62-	
Total for Funds 28211, Func 0000 and Revenue accounts		19,584.00	19,584.00	52,518.62	32,934.62-	
Funds 31200 - PubSchCapOutlay, Func 0000 - NoFunctionCode						
31200- 0000- 43209- 0000- 512001- 0000- 00000	PSCOC Awards		131,719.00	170,969.75	39,250.75-	
Total for Funds 31200, Func 0000 and Revenue accounts		.00	131,719.00	170,969.75	39,250.75-	
Funds 31400 - SpcCapOutlaySt, Func 0000 - NoFunctionCode						
31400- 0000- 43202- 0000- 512001- 0000- 00000	StFlowThruGrant	95,000.00	95,000.00	116,000.00	21,000.00-	
31400- 0000- 43204- 0000- 512001- 0000- 00000	PriorYearBalnce	182,417.00	195,446.00	107,944.42	87,501.58	
Total for Funds 31400, Func 0000 and Revenue accounts		277,417.00	290,446.00	223,944.42	66,501.58	
Funds 31600 - CapImprvmtsHB33, Func 0000 - NoFunctionCode						
31600- 0000- 41110- 0000- 512001- 0000- 00000	AdValoremTaxDst	116,072.00	116,072.00	123,568.35	7,496.35-	
Total for Funds 31600, Func 0000 and Revenue accounts		116,072.00	116,072.00	123,568.35	7,496.35-	
Funds 31700 - CapImprvmtsSB-9, Func 0000 - NoFunctionCode						
31700- 0000- 43204- 0000- 512001- 0000- 00000	PriorYearBalnce	6,059.00	6,059.00		6,059.00	
Total for Funds 31700, Func 0000 and Revenue accounts		6,059.00	6,059.00	.00	6,059.00	
Funds 31701 - CapImprvsSB9Loc, Func 0000 - NoFunctionCode						
31701- 0000- 41110- 0000- 512001- 0000- 00000	AdValoremTaxDst	58,871.00	58,871.00	62,705.81	3,834.81-	
Total for Funds 31701, Func 0000 and Revenue accounts		58,871.00	58,871.00	62,705.81	3,834.81-	
Funds 31703 - SB9StateMAth, Func 0000 - NoFunctionCode						
31703- 0000- 43202- 0000- 512001- 0000- 00000	StFlowThruGrant		15,496.00	23,469.41	7,973.41-	

Selection Grouped by Account Type, Filtered by User Permissions, (Org = 120, Online/Offline = N, Period = 12, UnPosted JEs? = N, Assets and Liabilities? = N, Restricted Accts? = Y, Objct = 4, Obj Digits = 0, Page Break Lvl =)

Balances through 06/30/2024

Fiscal Year 2023/24

Funds- Func- Obj ct - Pr gm- Locat n- J bCl - Opt nl	Description	Adopted Budget	Revised Budget	Revenue	Account Balance
Total for Funds 31703, Func 0000 and Revenue accounts		.00	15,496.00	23,469.41	7,973.41-
Total for Org 120 - Cesar Chavez Community		3,540,773.00	4,157,731.00	4,195,870.37	38,139.37-

Balances through 06/30/2024						Fiscal Year 2023/24
Funds- Func- Obj ct - Pr gm- Locat n- JbCl - Opt nl	Description	Adopted Budget	Revised Budget	Encumbered	Expenditure	Account Balance
Funds 11000 - Operational, Func 1000 - Instruction						
11000- 1000- 51100- 0000- 512001- 1611- 00000	SalariesExpense,SubsSickL	20,000.00	20,000.00		513.27	19,486.73
11000- 1000- 51100- 1010- 512001- 1411- 00000	SalariesExpense,Teachers	470,271.00	536,593.00		505,237.26	31,355.74
11000- 1000- 51100- 1010- 512001- 1612- 00000	SalariesExpense,SubsOther		1,852.00		1,851.87	.13
11000- 1000- 51100- 1010- 512001- 1711- 00000	SalariesExpense,InstAsst1	68,080.00	8,949.00		12,057.84	3,108.84-
11000- 1000- 51100- 2000- 512001- 1412- 00000	SalariesExpense,Teachers	164,638.00	230,151.00		161,159.65	68,991.35
11000- 1000- 51300- 1010- 512001- 1411- 00000	AddtnlCompenstn,Teachers	37,023.00	26,023.00		32,119.52	6,096.52-
11000- 1000- 51300- 1010- 512001- 1711- 00000	AddtnlCompenstn,InstAsst1	13,000.00	13,301.00		12,683.79	617.21
11000- 1000- 51300- 3000- 512001- 1415- 00000	AddtnlCompenstn,TeachersV				500.00	500.00-
11000- 1000- 51300- 9000- 512001- 1411- 00000	AddtnlCompenstn,Teachers	825.00	825.00			825.00
11000- 1000- 52111- 0000- 512001- 1611- 00000	EducRetirement	3,630.00	630.00		93.11	536.89
11000- 1000- 52111- 1010- 512001- 1411- 00000	EducRetirement	92,124.00	101,803.00		97,022.19	4,780.81
11000- 1000- 52111- 1010- 512001- 1612- 00000	EducRetirement		337.00		336.12	.88
11000- 1000- 52111- 1010- 512001- 1711- 00000	EducRetirement	14,646.00	4,646.00		4,490.52	155.48
11000- 1000- 52111- 2000- 512001- 1412- 00000	EducRetirement	29,882.00	41,773.00		29,173.39	12,599.61
11000- 1000- 52111- 3000- 512001- 1415- 00000	EducRetirement				90.75	90.75-
11000- 1000- 52111- 9000- 512001- 1411- 00000	EducRetirement	150.00	150.00			150.00
11000- 1000- 52112- 0000- 512001- 1611- 00000	ERARetireeHlth	400.00	400.00		10.24	389.76
11000- 1000- 52112- 1010- 512001- 1411- 00000	ERARetireeHlth	10,149.00	11,218.00		10,690.53	527.47
11000- 1000- 52112- 1010- 512001- 1612- 00000	ERARetireeHlth		38.00		37.04	.96
11000- 1000- 52112- 1010- 512001- 1711- 00000	ERARetireeHlth	1,622.00	622.00		494.84	127.16
11000- 1000- 52112- 2000- 512001- 1412- 00000	ERARetireeHlth	3,293.00	4,603.00		3,214.60	1,388.40
11000- 1000- 52112- 3000- 512001- 1415- 00000	ERARetireeHlth				10.00	10.00-
11000- 1000- 52112- 9000- 512001- 1411- 00000	ERARetireeHlth	17.00	17.00			17.00
11000- 1000- 52210- 0000- 512001- 1611- 00000	FICA Payments	1,240.00	240.00		31.80	208.20
11000- 1000- 52210- 1010- 512001- 1411- 00000	FICA Payments	31,420.00	33,413.00		31,793.11	1,619.89
11000- 1000- 52210- 1010- 512001- 1612- 00000	FICA Payments		111.00		110.86	.14
11000- 1000- 52210- 1010- 512001- 1711- 00000	FICA Payments	5,028.00	2,028.00		1,523.35	504.65
11000- 1000- 52210- 2000- 512001- 1412- 00000	FICA Payments	10,208.00	13,553.00		9,372.34	4,180.66
11000- 1000- 52210- 3000- 512001- 1415- 00000	FICA Payments				31.00	31.00-
11000- 1000- 52210- 9000- 512001- 1411- 00000	FICA Payments	53.00	53.00			53.00
11000- 1000- 52220- 0000- 512001- 1611- 00000	MedicarePaymnts	290.00	290.00		7.37	282.63
11000- 1000- 52220- 1010- 512001- 1411- 00000	MedicarePaymnts	7,363.00	7,814.00		7,435.28	378.72
11000- 1000- 52220- 1010- 512001- 1612- 00000	MedicarePaymnts		26.00		25.92	.08
11000- 1000- 52220- 1010- 512001- 1711- 00000	MedicarePaymnts	1,180.00	1,180.00		356.18	823.82
11000- 1000- 52220- 2000- 512001- 1412- 00000	MedicarePaymnts	2,388.00	3,170.00		2,191.97	978.03
11000- 1000- 52220- 3000- 512001- 1415- 00000	MedicarePaymnts				7.25	7.25-

Selection Grouped by Account Type, Filtered by User Permissions, (Org = 120, Online/Offline = N, Period = 12, UnPosted JEs? = N, Assets and Liabilities? = N, Restricted Accts? = Y, Objct = 5, Obj Digits = 0, Page Break Lvl =)

Balances through 06/30/2024						Fiscal Year 2023/24	
Funds- Func- Obj ct - Pr gm- Locat n- JbCl - Opt nl	Description	Adopted Budget	Revised Budget	Encumbered	Expenditure	Account Balance	
Funds 11000 - Operational, Func 1000 - Instruction (continued)							
11000- 1000- 52220- 9000- 512001- 1411- 00000	MedicarePaymnts	12.00	12.00			12.00	
11000- 1000- 52311- 0000- 512001- 1611- 00000	Hth&MedPremiums	11,090.00	1,090.00			1,090.00	
11000- 1000- 52311- 1010- 512001- 1411- 00000	Hth&MedPremiums	53,973.00	50,973.00		49,014.86	1,958.14	
11000- 1000- 52311- 1010- 512001- 1612- 00000	Hth&MedPremiums		256.00		255.89	.11	
11000- 1000- 52311- 1010- 512001- 1711- 00000	Hth&MedPremiums	8,301.00	3,301.00		2,179.39	1,121.61	
11000- 1000- 52311- 2000- 512001- 1412- 00000	Hth&MedPremiums	22,866.00	24,667.00		20,285.33	4,381.67	
11000- 1000- 52312- 0000- 512001- 1611- 00000	Life	32.00	32.00			32.00	
11000- 1000- 52312- 1010- 512001- 1411- 00000	Life	199.00	260.00		235.48	24.52	
11000- 1000- 52312- 1010- 512001- 1612- 00000	Life		2.00		1.44	.56	
11000- 1000- 52312- 1010- 512001- 1711- 00000	Life	57.00	57.00		14.41	42.59	
11000- 1000- 52312- 2000- 512001- 1412- 00000	Life	64.00	98.00		63.59	34.41	
11000- 1000- 52313- 0000- 512001- 1611- 00000	Dental	411.00	411.00			411.00	
11000- 1000- 52313- 1010- 512001- 1411- 00000	Dental	2,914.00	2,914.00		2,555.60	358.40	
11000- 1000- 52313- 1010- 512001- 1711- 00000	Dental	484.00	484.00		57.20	426.80	
11000- 1000- 52313- 2000- 512001- 1412- 00000	Dental	818.00	818.00		655.72	162.28	
11000- 1000- 52314- 0000- 512001- 1611- 00000	Vision	136.00	136.00			136.00	
11000- 1000- 52314- 1010- 512001- 1411- 00000	Vision	533.00	533.00		441.05	91.95	
11000- 1000- 52314- 1010- 512001- 1711- 00000	Vision	46.00	46.00		6.77	39.23	
11000- 1000- 52314- 2000- 512001- 1412- 00000	Vision	208.00	208.00		84.83	123.17	
11000- 1000- 52315- 0000- 512001- 1611- 00000	Disability	384.00	384.00			384.00	
11000- 1000- 52315- 1010- 512001- 1411- 00000	Disability	809.00	809.00		1,212.92	403.92-	
11000- 1000- 52315- 1010- 512001- 1711- 00000	Disability	128.00	128.00		27.65	100.35	
11000- 1000- 52315- 2000- 512001- 1412- 00000	Disability	336.00	336.00		233.19	102.81	
11000- 1000- 52500- 0000- 512001- 1611- 00000	UnemploymntComp	100.00	100.00		1.69	98.31	
11000- 1000- 52500- 1010- 512001- 1411- 00000	UnemploymntComp	618.00	956.00		879.02	76.98	
11000- 1000- 52500- 1010- 512001- 1612- 00000	UnemploymntComp		7.00		6.11	.89	
11000- 1000- 52500- 1010- 512001- 1711- 00000	UnemploymntComp	176.00	176.00		72.47	103.53	
11000- 1000- 52500- 2000- 512001- 1412- 00000	UnemploymntComp	200.00	466.00		347.62	118.38	
11000- 1000- 52500- 3000- 512001- 1415- 00000	UnemploymntComp				.97	.97-	
11000- 1000- 52710- 0000- 512001- 1611- 00000	WorkersCompPrem	235.00	235.00		235.00		
11000- 1000- 52710- 1010- 512001- 1411- 00000	WorkersCompPrem	5,343.00	5,343.00		5,068.00	275.00	
11000- 1000- 52710- 1010- 512001- 1711- 00000	WorkersCompPrem	629.00	981.00		981.00		
11000- 1000- 52710- 2000- 512001- 1412- 00000	WorkersCompPrem	1,933.00	1,933.00		939.00	994.00	
11000- 1000- 52710- 4025- 512001- 1412- 00000	WorkersCompPrem		994.00		994.00		
11000- 1000- 52720- 0000- 512001- 1611- 00000	WorkrsCompERFee	10.00	10.00			10.00	
11000- 1000- 52720- 1010- 512001- 1411- 00000	WorkrsCompERFee	62.00	64.00		57.12	6.88	

Selection Grouped by Account Type, Filtered by User Permissions, (Org = 120, Online/Offline = N, Period = 12, UnPosted JEs? = N, Assets and Liabilities? = N, Restricted Accts? = Y, Objct = 5, Obj Digits = 0, Page Break Lvl =)

Balances through 06/30/2024						Fiscal Year 2023/24
Funds- Func- Obj ct - Pr gm- Locat n- JbCl - Opt nl	Description	Adopted Budget	Revised Budget	Encumbered	Expenditure	Account Balance
Funds 11000 - Operational, Func 1000 - Instruction (continued)						
11000- 1000- 52720- 1010- 512001- 1711- 00000	WorkrsCompERFee	18.00	18.00		3.21	14.79
11000- 1000- 52720- 2000- 512001- 1412- 00000	WorkrsCompERFee	20.00	26.00		19.84	6.16
11000- 1000- 53414- 1010- 512001- 0000- 00000	OthProfTechSvcs		6,971.00		2,150.35	4,820.65
11000- 1000- 53711- 1010- 512001- 0000- 00000	Other Charges	1,300.00	1,300.00		24.00	1,276.00
11000- 1000- 54320- 1010- 512001- 0000- 00000	Tech-R&M	2,300.00	2,300.00			2,300.00
11000- 1000- 54610- 1010- 512001- 0000- 00000	RentLandBldngs	5,000.00	5,000.00			5,000.00
11000- 1000- 55817- 1010- 512001- 0000- 00000	Student Travel	500.00	1,508.00	445.00	415.46	647.54
11000- 1000- 55819- 1010- 512001- 0000- 00000	EmpTravTeachers	400.00	400.00			400.00
11000- 1000- 55915- 1010- 512001- 0000- 00000	OthContractSvcs	3,750.00	8,875.00	3,500.00	6,166.04	791.04-
11000- 1000- 55915- 9000- 512001- 0000- 00000	OthContractSvcs		452.00		452.00	
11000- 1000- 56105- 1010- 512001- 0000- 00000	InstMats-Opr	1,500.00	1,500.00		664.89	835.11
11000- 1000- 56105- 3000- 512001- 0000- 00000	InstMats-Opr	1,450.00	1,450.00			1,450.00
11000- 1000- 56106- 1010- 512001- 0000- 00000	OthClassMats-Op	25,849.00	25,849.00		1,062.70	24,786.30
11000- 1000- 56109- 1010- 512001- 0000- 00000	InsMatOnlDgtSub		3,050.00		3,050.00	
11000- 1000- 56110- 1010- 512001- 0000- 00000	InsMatCsh50%Oth		2,000.00		1,501.83	498.17
11000- 1000- 56112- 1010- 512001- 0000- 00000	Other Textbooks		2,509.00		1,321.51	1,187.49
11000- 1000- 56113- 1010- 512001- 0000- 00000	Software	12,000.00	21,506.00		3,849.60	17,656.40
11000- 1000- 56118- 1010- 512001- 0000- 00000	GenSuppliesMats	41,579.00	41,579.00	310.40	3,509.90	37,758.70
11000- 1000- 56118- 9000- 512001- 0000- 00000	GenSuppliesMats		132.00	281.87	43.68	193.55-
11000- 1000- 56119- 1010- 512001- 0000- 00000	SupplAssets<\$5k	400,500.00	249,398.00		18,466.28	230,931.72
11000- 1000- 57331- 1010- 512001- 0000- 00000	FixedAssets>\$5k	340,363.00	300,363.00			300,363.00
Total for Func 1000 and Expense accounts		1,938,556.00	1,841,215.00	4,537.27	1,054,281.57	782,396.16
Funds 11000 - Operational, Func 2100 - SuppSvcsStudnts						
11000- 2100- 51100- 0000- 512001- 1217- 00000	SalariesExpense,SecClerTe	51,000.00	51,000.00		51,000.00	
11000- 2100- 51100- 0000- 512001- 1218- 00000	SalariesExpense,SchlStude	129,000.00	129,000.00		93,375.00	35,625.00
11000- 2100- 51100- 4025- 512001- 1214- 00000	SalariesExpense,Couns-Soc	69,600.00	69,600.00		68,771.05	828.95
11000- 2100- 51100- 4025- 512001- 1218- 00000	SalariesExpense,SchlStude	68,900.00	68,900.00		68,900.16	.16-
11000- 2100- 51300- 9000- 512001- 1211- 00000	AddtnlCompenstn,CoordSubS				2,380.00	2,380.00-
11000- 2100- 51300- 9000- 512001- 1217- 00000	AddtnlCompenstn,SecClerTe				800.00	800.00-
11000- 2100- 52111- 0000- 512001- 1217- 00000	EducRetirement	9,257.00	9,257.00		9,256.56	.44
11000- 2100- 52111- 0000- 512001- 1218- 00000	EducRetirement	23,414.00	23,414.00		16,947.55	6,466.45
11000- 2100- 52111- 4025- 512001- 1214- 00000	EducRetirement	12,633.00	12,633.00		12,481.95	151.05
11000- 2100- 52111- 4025- 512001- 1218- 00000	EducRetirement	12,506.00	12,506.00		12,505.44	.56
11000- 2100- 52111- 9000- 512001- 1211- 00000	EducRetirement				431.97	431.97-
11000- 2100- 52111- 9000- 512001- 1217- 00000	EducRetirement				145.20	145.20-
11000- 2100- 52112- 0000- 512001- 1217- 00000	ERARetireeHlth	1,020.00	1,020.00		1,020.00	

Selection Grouped by Account Type, Filtered by User Permissions, (Org = 120, Online/Offline = N, Period = 12, UnPosted JEs? = N, Assets and Liabilities? = N, Restricted Accts? = Y, Objct = 5, Obj Digits = 0, Page Break Lvl =)

Balances through 06/30/2024						Fiscal Year 2023/24	
Funds- Func- Obj ct - Pr gm- Locat n- JbCl - Opt nl	Description	Adopted Budget	Revised Budget	Encumbered	Expenditure	Account Balance	
Funds 11000 - Operational, Func 2100 - SuppSvcsStudnts (continued)							
11000- 2100- 52112- 0000- 512001- 1218- 00000	ERARetireeHlth	2,580.00	2,580.00		1,867.50	712.50	
11000- 2100- 52112- 4025- 512001- 1214- 00000	ERARetireeHlth	1,392.00	1,392.00		1,375.43	16.57	
11000- 2100- 52112- 4025- 512001- 1218- 00000	ERARetireeHlth	1,378.00	1,378.00		1,378.08	.08-	
11000- 2100- 52112- 9000- 512001- 1211- 00000	ERARetireeHlth				47.60	47.60-	
11000- 2100- 52112- 9000- 512001- 1217- 00000	ERARetireeHlth				16.00	16.00-	
11000- 2100- 52210- 0000- 512001- 1217- 00000	FICA Payments	3,162.00	3,162.00		3,038.03	123.97	
11000- 2100- 52210- 0000- 512001- 1218- 00000	FICA Payments	7,998.00	7,998.00		5,232.16	2,765.84	
11000- 2100- 52210- 4025- 512001- 1214- 00000	FICA Payments	4,316.00	4,316.00		4,054.61	261.39	
11000- 2100- 52210- 4025- 512001- 1218- 00000	FICA Payments	4,272.00	4,272.00		4,060.08	211.92	
11000- 2100- 52210- 9000- 512001- 1211- 00000	FICA Payments				147.56	147.56-	
11000- 2100- 52210- 9000- 512001- 1217- 00000	FICA Payments				49.60	49.60-	
11000- 2100- 52220- 0000- 512001- 1217- 00000	MedicarePaymnts	740.00	740.00		710.51	29.49	
11000- 2100- 52220- 0000- 512001- 1218- 00000	MedicarePaymnts	1,871.00	1,871.00		1,223.59	647.41	
11000- 2100- 52220- 4025- 512001- 1214- 00000	MedicarePaymnts	1,010.00	1,010.00		948.27	61.73	
11000- 2100- 52220- 4025- 512001- 1218- 00000	MedicarePaymnts	1,000.00	1,000.00		949.51	50.49	
11000- 2100- 52220- 9000- 512001- 1211- 00000	MedicarePaymnts				34.51	34.51-	
11000- 2100- 52220- 9000- 512001- 1217- 00000	MedicarePaymnts				11.60	11.60-	
11000- 2100- 52311- 0000- 512001- 1217- 00000	Hth&MedPremiums	6,716.00	6,716.00		6,969.52	253.52-	
11000- 2100- 52311- 0000- 512001- 1218- 00000	Hth&MedPremiums	24,404.00	24,404.00		19,850.78	4,553.22	
11000- 2100- 52311- 4025- 512001- 1214- 00000	Hth&MedPremiums	7,751.00	7,751.00		7,518.35	232.65	
11000- 2100- 52311- 4025- 512001- 1218- 00000	Hth&MedPremiums	5,102.00	5,102.00		7,254.77	2,152.77-	
11000- 2100- 52312- 0000- 512001- 1217- 00000	Life	32.00	32.00		34.20	2.20-	
11000- 2100- 52312- 0000- 512001- 1218- 00000	Life	64.00	64.00		41.04	22.96	
11000- 2100- 52312- 4025- 512001- 1214- 00000	Life	32.00	32.00		34.32	2.32-	
11000- 2100- 52312- 4025- 512001- 1218- 00000	Life	32.00	32.00		34.20	2.20-	
11000- 2100- 52313- 0000- 512001- 1217- 00000	Dental	258.00	285.00		279.53	5.47	
11000- 2100- 52313- 0000- 512001- 1218- 00000	Dental	857.00	857.00		757.20	99.80	
11000- 2100- 52313- 4025- 512001- 1214- 00000	Dental	121.00	121.00		116.98	4.02	
11000- 2100- 52313- 4025- 512001- 1218- 00000	Dental	241.00	324.00		323.03	.97	
11000- 2100- 52314- 0000- 512001- 1217- 00000	Vision	57.00	57.00		59.10	2.10-	
11000- 2100- 52314- 0000- 512001- 1218- 00000	Vision	150.00	150.00		97.79	52.21	
11000- 2100- 52314- 4025- 512001- 1214- 00000	Vision	53.00	53.00		51.14	1.86	
11000- 2100- 52314- 4025- 512001- 1218- 00000	Vision	53.00	53.00		64.02	11.02-	
11000- 2100- 52315- 0000- 512001- 1218- 00000	Disability	195.00	195.00		37.55	157.45	
11000- 2100- 52315- 4025- 512001- 1214- 00000	Disability	262.00	262.00		272.36	10.36-	
11000- 2100- 52500- 0000- 512001- 1217- 00000	UnemploymntComp	100.00	102.00		101.89	.11	

Selection Grouped by Account Type, Filtered by User Permissions, (Org = 120, Online/Offline = N, Period = 12, UnPosted JEs? = N, Assets and Liabilities? = N, Restricted Accts? = Y, Objct = 5, Obj Digits = 0, Page Break Lvl =)

Balances through 06/30/2024						Fiscal Year 2023/24	
Funds- Func- Obj ct - Pr gm- Locat n- JbCl - Opt nl	Description	Adopted Budget	Revised Budget	Encumbered	Expenditure	Account Balance	
Funds 11000 - Operational, Func 2100 - SuppSvcsStudnts (continued)							
11000- 2100- 52500- 0000- 512001- 1218- 00000	UnemploymntComp	200.00	200.00		151.85	48.15	
11000- 2100- 52500- 4025- 512001- 1214- 00000	UnemploymntComp	100.00	103.00		104.17	1.17-	
11000- 2100- 52500- 4025- 512001- 1218- 00000	UnemploymntComp	100.00	115.00		104.57	10.43	
11000- 2100- 52500- 9000- 512001- 1211- 00000	UnemploymntComp				7.85	7.85-	
11000- 2100- 52500- 9000- 512001- 1217- 00000	UnemploymntComp				2.64	2.64-	
11000- 2100- 52710- 0000- 512001- 1217- 00000	WorkersCompPrem	599.00	599.00		599.00		
11000- 2100- 52710- 0000- 512001- 1218- 00000	WorkersCompPrem	1,515.00	1,515.00		1,515.00		
11000- 2100- 52710- 4025- 512001- 1214- 00000	WorkersCompPrem	817.00	817.00		817.00		
11000- 2100- 52710- 4025- 512001- 1218- 00000	WorkersCompPrem	809.00	809.00		809.00		
11000- 2100- 52720- 0000- 512001- 1217- 00000	WorkrsCompERFee	10.00	10.00		9.20	.80	
11000- 2100- 52720- 0000- 512001- 1218- 00000	WorkrsCompERFee	20.00	20.00		11.50	8.50	
11000- 2100- 52720- 4025- 512001- 1214- 00000	WorkrsCompERFee	10.00	10.00		9.09	.91	
11000- 2100- 52720- 4025- 512001- 1218- 00000	WorkrsCompERFee	10.00	10.00		9.20	.80	
11000- 2100- 53211- 2000- 512001- 0000- 00000	DiagsContracted	22,000.00	40,164.00	18,308.80	15,358.60	6,496.60	
11000- 2100- 53212- 2000- 512001- 0000- 00000	SpeechThrpsCont	9,000.00	9,225.00		9,168.20	56.80	
11000- 2100- 53213- 2000- 512001- 0000- 00000	OccThrpstCont	4,000.00	9,795.00	1,863.75	7,705.55	225.70	
11000- 2100- 53215- 2000- 512001- 0000- 00000	PsychologtsCont	20,000.00	20,000.00	14,430.70	5,569.30		
11000- 2100- 53216- 2000- 512001- 0000- 00000	AudiologistsCnt		1,200.00		242.90	957.10	
11000- 2100- 53217- 2000- 512001- 0000- 00000	IntrpretersCont		711.00	258.50	1,228.77	776.27-	
11000- 2100- 53414- 0000- 512001- 0000- 00000	OthProfTechSvcs		31,207.00	1,425.56	29,781.24	.20	
11000- 2100- 53711- 0000- 512001- 0000- 00000	Other Charges		300.00			300.00	
11000- 2100- 54320- 0000- 512001- 0000- 00000	Tech-R&M	21,000.00	21,000.00			21,000.00	
11000- 2100- 55813- 0000- 512001- 0000- 00000	EmpTravNonTeach		86.00			86.00	
11000- 2100- 55915- 0000- 512001- 0000- 00000	OthContractSvcs	3,776.00	10,776.00		7,514.54	3,261.46	
11000- 2100- 56113- 0000- 512001- 0000- 00000	Software	25,000.00	28,960.00	6,578.81	53,627.91	31,246.72-	
11000- 2100- 56118- 0000- 512001- 0000- 00000	GenSuppliesMats	1,000.00	4,000.00		2,974.80	1,025.20	
11000- 2100- 56118- 2000- 512001- 0000- 00000	GenSuppliesMats	200.00	200.00			200.00	
Total for Func 2100 and Expense accounts		563,695.00	635,473.00	42,866.12	544,379.17	48,227.71	
Funds 11000 - Operational, Func 2200 - Suppt Svcs Inst							
11000- 2200- 53330- 0000- 512001- 0000- 00000	ProfessDevelop	1,000.00	7,000.00	240.00	4,514.22	2,245.78	
11000- 2200- 55915- 0000- 512001- 0000- 00000	OthContractSvcs	10,000.00	26,628.00		15,884.20	10,743.80	
11000- 2200- 56113- 0000- 512001- 0000- 00000	Software	4,000.00	37,965.00		17,674.90	20,290.10	
11000- 2200- 56118- 0000- 512001- 0000- 00000	GenSuppliesMats	1,852.00	4,852.00		2,418.70	2,433.30	
11000- 2200- 56119- 0000- 512001- 0000- 00000	SupplAssets<\$5k		7,172.00		488.75	6,683.25	
Total for Func 2200 and Expense accounts		16,852.00	83,617.00	240.00	40,980.77	42,396.23	
Funds 11000 - Operational, Func 2300 - SupptSvcs-Admin							
Selection Grouped by Account Type, Filtered by User Permissions, (Org = 120, Online/Offline = N, Period = 12, UnPosted JEs? = N, Assets and Liabilities? = N, Restricted Accts? = Y, Objct = 5, Obj Digits = 0, Page Break Lvl =)						SCHOOLABILITY	

Balances through 06/30/2024						Fiscal Year 2023/24
Funds- Func- Obj ct - Pr gm- Locat n- JbCl - Opt nl	Description	Adopted Budget	Revised Budget	Encumbered	Expenditure	Account Balance
Funds 11000 - Operational, Func 2300 - SupptSvcs-Admin						
11000- 2300- 51100- 0000- 512001- 1111- 00000	SalariesExpense,Superinte	112,174.00	112,174.00		112,174.08	.08-
11000- 2300- 52111- 0000- 512001- 1111- 00000	EducRetirement	20,360.00	20,360.00		20,359.68	.32
11000- 2300- 52112- 0000- 512001- 1111- 00000	ERARetireeHlth	2,244.00	2,244.00		2,243.52	.48
11000- 2300- 52210- 0000- 512001- 1111- 00000	FICA Payments	6,955.00	6,955.00		6,794.40	160.60
11000- 2300- 52220- 0000- 512001- 1111- 00000	MedicarePaymnts	1,627.00	1,627.00		1,589.08	37.92
11000- 2300- 52311- 0000- 512001- 1111- 00000	Hth&MedPremiums	5,767.00	5,767.00		5,720.41	46.59
11000- 2300- 52312- 0000- 512001- 1111- 00000	Life	30.00	33.00		32.31	.69
11000- 2300- 52313- 0000- 512001- 1111- 00000	Dental	111.00	111.00		110.66	.34
11000- 2300- 52314- 0000- 512001- 1111- 00000	Vision	49.00	49.00		48.44	.56
11000- 2300- 52500- 0000- 512001- 1111- 00000	UnemploymntComp	92.00	99.00		98.78	.22
11000- 2300- 52710- 0000- 512001- 1111- 00000	WorkersCompPrem	1,317.00	1,317.00		1,317.00	
11000- 2300- 52720- 0000- 512001- 1111- 00000	WorkrsCompERFee	9.00	9.00		8.68	.32
11000- 2300- 53330- 0000- 512001- 0000- 00000	ProfessDevelop		2,000.00		633.98	1,366.02
11000- 2300- 53411- 0000- 512001- 0000- 00000	Auditing	23,000.00	23,000.00		17,865.76	5,134.24
11000- 2300- 53413- 0000- 512001- 0000- 00000	Legal	31,000.00	31,000.00	1,403.07	29,596.93	
11000- 2300- 53711- 0000- 512001- 0000- 00000	Other Charges	200.00	200.00			200.00
11000- 2300- 55400- 0000- 512001- 0000- 00000	Advertising	10,000.00	10,000.00	1,079.62	6,004.72	2,915.66
11000- 2300- 55812- 0000- 512001- 0000- 00000	Board Training	1,000.00	1,000.00		400.00	600.00
11000- 2300- 55915- 0000- 512001- 0000- 00000	OthContractSvcs	8,650.00	37,764.00	7,876.79	19,908.51	9,978.70
Total for Func 2300 and Expense accounts		224,585.00	255,709.00	10,359.48	224,906.94	20,442.58
Funds 11000 - Operational, Func 2400 - SupSvcsSchAdmin						
11000- 2400- 51100- 0000- 512001- 1217- 00000	SalariesExpense,SecClerTe	42,000.00	42,000.00		41,109.47	890.53
11000- 2400- 51300- 0000- 512001- 1217- 00000	AddtnlCompenstn,SecClerTe	5,125.00	5,125.00		4,620.00	505.00
11000- 2400- 52111- 0000- 512001- 1217- 00000	EducRetirement	8,554.00	8,554.00		8,461.47	92.53
11000- 2400- 52112- 0000- 512001- 1217- 00000	ERARetireeHlth	943.00	943.00		932.40	10.60
11000- 2400- 52210- 0000- 512001- 1217- 00000	FICA Payments	2,924.00	2,924.00		2,793.97	130.03
11000- 2400- 52220- 0000- 512001- 1217- 00000	MedicarePaymnts	685.00	685.00		653.37	31.63
11000- 2400- 52311- 0000- 512001- 1217- 00000	Hth&MedPremiums		4,636.00		5,214.86	578.86-
11000- 2400- 52312- 0000- 512001- 1217- 00000	Life	32.00	35.00		34.20	.80
11000- 2400- 52313- 0000- 512001- 1217- 00000	Dental	822.00	856.00		855.48	.52
11000- 2400- 52314- 0000- 512001- 1217- 00000	Vision	136.00	136.00		136.53	.53-
11000- 2400- 52315- 0000- 512001- 1217- 00000	Disability				.47	.47-
11000- 2400- 52500- 0000- 512001- 1217- 00000	UnemploymntComp	100.00	100.00		100.42	.42-
11000- 2400- 52710- 0000- 512001- 1217- 00000	WorkersCompPrem	493.00	493.00		493.00	
11000- 2400- 52720- 0000- 512001- 1217- 00000	WorkrsCompERFee	10.00	10.00		9.20	.80
11000- 2400- 53330- 0000- 512001- 0000- 00000	ProfessDevelop		1,846.00		945.00	901.00
Selection Grouped by Account Type, Filtered by User Permissions, (Org = 120, Online/Offline = N, Period = 12, UnPosted JEs? = N, Assets and Liabilities? = N, Restricted Accts? = Y, Objct = 5, Obj Digits = 0, Page Break Lvl =)						

Balances through 06/30/2024						Fiscal Year 2023/24	
Funds- Func- Obj ct - Pr gm- Locat n- Jb Cl - Opt nl	Description	Adopted Budget	Revised Budget	Encumbered	Expenditure	Account Balance	
Funds 11000 - Operational, Func 2400 - SupSvcsSchAdmin (continued)							
11000-2400-53414-0000-512001-0000-00000	OthProfTechSvcs		6,099.00		6,098.74	.26	
11000-2400-53711-0000-512001-0000-00000	Other Charges	100.00	248.00		247.39	.61	
11000-2400-54610-0000-512001-0000-00000	RentLandBldngs		5,040.00		2,520.00	2,520.00	
11000-2400-55813-0000-512001-0000-00000	EmpTravNonTeach	1,000.00	1,000.00	268.00	125.00	607.00	
11000-2400-55915-0000-512001-0000-00000	OthContractSvcs	800.00	800.00			800.00	
11000-2400-55915-1010-512001-0000-00000	OthContractSvcs				1,600.00	1,600.00-	
11000-2400-56113-0000-512001-0000-00000	Software		2,235.00		2,324.70	89.70-	
11000-2400-56118-0000-512001-0000-00000	GenSuppliesMats	13,512.00	13,512.00	12.85	5,585.76	7,913.39	
11000-2400-56119-0000-512001-0000-00000	SupplAssets<\$5k		3,275.00		201.96	3,073.04	
Total for Func 2400 and Expense accounts		77,236.00	100,552.00	280.85	85,063.39	15,207.76	
Funds 11000 - Operational, Func 2500 - Central Svcs							
11000-2500-53414-0000-512001-0000-00000	OthProfTechSvcs		143,954.00		143,787.06	166.94	
11000-2500-53711-0000-512001-0000-00000	Other Charges	350.00	1,181.00	59.00	917.85	204.15	
11000-2500-54320-0000-512001-0000-00000	Tech-R&M	188,954.00	138,954.00	10,912.90	36,871.90	91,169.20	
11000-2500-54620-0000-512001-0000-00000	RentlEquipVehcl	19,659.00	21,284.00	1,589.34	19,899.78	205.12-	
11000-2500-55400-0000-512001-0000-00000	Advertising	10,000.00	32,000.00		19,020.33	12,979.67	
11000-2500-55915-0000-512001-0000-00000	OthContractSvcs	600.00	1,050.00	1,076.25	1,050.00	1,076.25-	
11000-2500-56113-0000-512001-0000-00000	Software	18,102.00	60,102.00	24,690.00	27,897.28	7,514.72	
11000-2500-56118-0000-512001-0000-00000	GenSuppliesMats	5,100.00	5,100.00		2,556.60	2,543.40	
Total for Func 2500 and Expense accounts		242,765.00	403,625.00	38,327.49	252,000.80	113,296.71	
Funds 11000 - Operational, Func 2600 - Op&MaintofPlant							
11000-2600-54311-0000-512001-0000-00000	MntRepFrnFixEqp		105.00		104.58	.42	
11000-2600-54312-0000-512001-0000-00000	MntRepBlgsGrnds	19,000.00	42,801.00	7,215.74	19,675.60	15,909.66	
11000-2600-54411-0000-512001-0000-00000	Electricity	31,200.00	31,200.00	7,713.89	23,486.11		
11000-2600-54412-0000-512001-0000-00000	NatGasBuildings	4,000.00	4,932.00	2,101.92	1,929.89	900.19	
11000-2600-54415-0000-512001-0000-00000	Water/Sewage	10,200.00	11,112.00	1,520.35	4,490.78	5,100.87	
11000-2600-54416-0000-512001-0000-00000	CommunicatnSvcs	21,000.00	36,579.00	2,803.08	27,752.65	6,023.27	
11000-2600-54610-0000-512001-0000-00000	RentLandBldngs		25,000.00			25,000.00	
11000-2600-55200-0000-512001-0000-00000	PropertyLiablns	12,768.00	12,768.00		12,768.00		
11000-2600-55915-0000-512001-0000-00000	OthContractSvcs	73,887.00	101,872.00	573.83	66,464.75	34,833.42	
11000-2600-56118-0000-512001-0000-00000	GenSuppliesMats	10,000.00	10,000.00		454.86	9,545.14	
11000-2600-56119-0000-512001-0000-00000	SupplAssets<\$5k	1,500.00	77,676.00			77,676.00	
Total for Func 2600 and Expense accounts		183,555.00	354,045.00	21,928.81	157,127.22	174,988.97	
Funds 11000 - Operational, Func 2900 - Oth Suppt Svcs							
11000-2900-58215-0000-512001-0000-00000	RestrictExpend	291,239.00	291,239.00			291,239.00	

Selection Grouped by Account Type, Filtered by User Permissions, (Org = 120, Online/Offline = N, Period = 12, UnPosted JEs? = N, Assets and Liabilities? = N, Restricted Accts? = Y, Objct = 5, Obj Digits = 0, Page Break Lvl =)

Balances through 06/30/2024						Fiscal Year 2023/24
Funds- Func- Obj ct - Pr gm- Locat n- JbCl - Opt nl	Description	Adopted Budget	Revised Budget	Encumbered	Expenditure	Account Balance
Total for Func 2900 and Expense accounts		291,239.00	291,239.00	.00	.00	291,239.00
Funds 11000 - Operational, Func 3100 - FoodSvcsOpertns						
11000- 3100- 53711- 0000- 512001- 0000- 00000	Other Charges				120.00	120.00-
11000- 3100- 56116- 0000- 512001- 0000- 00000	Food		1,000.00		300.37	699.63
11000- 3100- 56118- 0000- 512001- 0000- 00000	GenSuppliesMats	250.00	1,250.00		482.68	767.32
Total for Func 3100 and Expense accounts		250.00	2,250.00	.00	903.05	1,346.95
Funds 11000 - Operational, Func 4000 - Capital Outlay						
11000- 4000- 54640- 0000- 512001- 0000- 00000	RentalLease2Pur		73,877.00		74,645.29	768.29-
Total for Func 4000 and Expense accounts		.00	73,877.00	.00	74,645.29	768.29-
Total for Funds 11000		3,538,733.00	4,041,602.00	118,540.02	2,434,288.20	1,488,773.78
Funds 21000 - Food Svcs, Func 3100 - FoodSvcsOpertns						
21000- 3100- 56116- 0000- 512001- 0000- 00000	Food	53,371.00	53,073.00		31,846.25	21,226.75
Total for Funds 21000, Func 3100 and Expense accounts		53,371.00	53,073.00	.00	31,846.25	21,226.75
Funds 21100 - Unvrsl FreeMeal, Func 3100 - FoodSvcsOpertns						
21100- 3100- 56116- 0000- 512001- 0000- 00000	Food		120.00			120.00
Total for Funds 21100, Func 3100 and Expense accounts		.00	120.00	.00	.00	120.00
Funds 23000 - Non-InstrectSupp, Func 1000 - Instruction						
23000- 1000- 53711- 0000- 512001- 0000- 00000	Other Charges				17.41	17.41-
23000- 1000- 53711- 9000- 512001- 0000- 00000	Other Charges		100.00		33.62	66.38
23000- 1000- 55817- 9000- 512001- 0000- 00000	Student Travel				97.00	97.00-
23000- 1000- 56118- 0000- 512001- 0000- 00000	GenSuppliesMats		1,416.00	65.00	1,183.41	167.59
23000- 1000- 56118- 1010- 512001- 0000- 00000	GenSuppliesMats		1,988.00		1,824.91	163.09
23000- 1000- 56118- 9000- 512001- 0000- 00000	GenSuppliesMats	2,158.00	3,662.00		3,122.08	539.92
Total for Funds 23000, Func 1000 and Expense accounts		2,158.00	7,166.00	65.00	6,278.43	822.57
Funds 24101 - Title I - IASA, Func 1000 - Instruction						
24101- 1000- 51100- 1010- 512001- 1711- 00000	SalariesExpense,InstAsst1	53,703.00	53,703.00		43,513.22	10,189.78
24101- 1000- 51300- 1010- 512001- 1711- 00000	AddtnlCompenstrn,InstAsst1				2,500.08	2,500.08-
24101- 1000- 52111- 1010- 512001- 1711- 00000	EducRetirement	9,605.00	9,605.00		8,119.32	1,485.68
24101- 1000- 52112- 1010- 512001- 1711- 00000	ERARetireeHlth	1,075.00	1,075.00		894.77	180.23
24101- 1000- 52210- 1010- 512001- 1711- 00000	FICA Payments	3,331.00	3,331.00		2,754.31	576.69
24101- 1000- 52220- 1010- 512001- 1711- 00000	MedicarePaymnts	781.00	781.00		644.22	136.78
24101- 1000- 52311- 1010- 512001- 1711- 00000	Hth&MedPremiums	2,069.00	2,069.00		1,232.71	836.29
24101- 1000- 52312- 1010- 512001- 1711- 00000	Life	44.00	44.00		34.18	9.82
24101- 1000- 52313- 1010- 512001- 1711- 00000	Dental	42.00	42.00			42.00
24101- 1000- 52314- 1010- 512001- 1711- 00000	Vision	10.00	10.00		3.26	6.74

Selection Grouped by Account Type, Filtered by User Permissions, (Org = 120, Online/Offline = N, Period = 12, UnPosted JEs? = N, Assets and Liabilities? = N, Restricted Accts? = Y, Object = 5, Obj Digits = 0, Page Break Lvl =)

Balances through 06/30/2024						Fiscal Year 2023/24	
Funds- Func- Obj ct - Pr gm- Locat n- JbCl - Opt nl	Description	Adopted Budget	Revised Budget	Encumbered	Expenditure	Account Balance	
Funds 24101 - Title I - IASA, Func 1000 - Instruction (continued)							
24101- 1000- 52315- 1010- 512001- 1711- 00000	Disability	58.00	58.00		23.59	34.41	
24101- 1000- 52500- 1010- 512001- 1711- 00000	UnemploymntComp	134.00	134.00		111.14	22.86	
24101- 1000- 52710- 1010- 512001- 1711- 00000	WorkersCompPrem	852.00	852.00		852.00		
24101- 1000- 52720- 1010- 512001- 1711- 00000	WorkrsCompERFee	14.00	14.00		11.50	2.50	
24101- 1000- 56118- 1010- 512001- 0000- 00000	GenSuppliesMats	750.00	750.00		104.88	645.12	
Total for Func 1000 and Expense accounts		72,468.00	72,468.00	.00	60,799.18	11,668.82	
Funds 24101 - Title I - IASA, Func 2400 - SupSvcsSchAdmin							
24101- 2400- 51300- 0000- 512001- 1217- 00000	AddtnlCompenstn,SecClerTe	2,500.00	2,500.00		2,500.08	.08-	
24101- 2400- 52111- 0000- 512001- 1217- 00000	EducRetirement	454.00	454.00		453.84	.16	
24101- 2400- 52112- 0000- 512001- 1217- 00000	ERARetireeHlth	50.00	50.00		49.92	.08	
24101- 2400- 52210- 0000- 512001- 1217- 00000	FICA Payments	155.00	155.00		155.04	.04-	
24101- 2400- 52220- 0000- 512001- 1217- 00000	MedicarePaymnts	37.00	37.00		36.24	.76	
24101- 2400- 52500- 0000- 512001- 1217- 00000	UnemploymntComp				.88	.88-	
Total for Func 2400 and Expense accounts		3,196.00	3,196.00	.00	3,196.00	.00	
Total for Funds 24101		75,664.00	75,664.00	.00	63,995.18	11,668.82	
Funds 24106 - IDEABEntitlemnt, Func 1000 - Instruction							
24106- 1000- 51100- 2000- 512001- 1412- 00000	SalariesExpense,Teachers	24,921.00	24,921.00		24,921.00		
24106- 1000- 52111- 2000- 512001- 1412- 00000	EducRetirement	5,475.00	5,475.00		4,600.50	874.50	
24106- 1000- 52112- 2000- 512001- 1412- 00000	ERARetireeHlth	499.00	499.00		507.00	8.00-	
24106- 1000- 52210- 2000- 512001- 1412- 00000	FICA Payments	1,546.00	1,546.00		1,473.72	72.28	
24106- 1000- 52220- 2000- 512001- 1412- 00000	MedicarePaymnts	362.00	362.00		344.71	17.29	
24106- 1000- 52311- 2000- 512001- 1412- 00000	Hth&MedPremiums	3,076.00	3,076.00		3,076.00		
24106- 1000- 52312- 2000- 512001- 1412- 00000	Life	12.00	12.00		10.71	1.29	
24106- 1000- 52313- 2000- 512001- 1412- 00000	Dental	163.00	163.00		108.08	54.92	
24106- 1000- 52314- 2000- 512001- 1412- 00000	Vision	19.00	19.00		2.77	16.23	
24106- 1000- 52315- 2000- 512001- 1412- 00000	Disability				79.87	79.87-	
24106- 1000- 52500- 2000- 512001- 1412- 00000	UnemploymntComp	36.00	36.00		34.29	1.71	
24106- 1000- 52710- 2000- 512001- 1412- 00000	WorkersCompPrem	414.00	414.00		414.00		
24106- 1000- 52720- 2000- 512001- 1412- 00000	WorkrsCompERFee	4.00	4.00		3.75	.25	
Total for Funds 24106, Func 1000 and Expense accounts		36,527.00	36,527.00	.00	35,576.40	950.60	
Funds 24154 - TchPrinTrainRec, Func 2200 - Suppt Svcs Inst							
24154- 2200- 53330- 0000- 512001- 0000- 00000	ProfessDevelop	6,225.00	19,032.00		2,610.00	16,422.00	
Total for Func 2200 and Expense accounts		6,225.00	19,032.00	.00	2,610.00	16,422.00	
Funds 24154 - TchPrinTrainRec, Func 2500 - Central Svcs							
24154- 2500- 55400- 0000- 512001- 0000- 00000	Advertising				538.13	538.13-	

Selection Grouped by Account Type, Filtered by User Permissions, (Org = 120, Online/Offline = N, Period = 12, UnPosted JEs? = N, Assets and Liabilities? = N, Restricted Accts? = Y, Objct = 5, Obj Digits = 0, Page Break Lvl =)

Balances through 06/30/2024					Fiscal Year 2023/24	
Funds- Func- Obj ct - Pr gm- Locat n- JbCl - Opt nl	Description	Adopted Budget	Revised Budget	Encumbered	Expenditure	Account Balance
Total for Func 2500 and Expense accounts		.00	.00	.00	538.13	538.13-
Total for Funds 24154		6,225.00	19,032.00	.00	3,148.13	15,883.87
Funds 24174 - CP-Second-Curr, Func 1000 - Instruction						
24174- 1000- 51100- 1010- 512001- 1411- 00000	SalariesExpense,Teachers	5,837.00	5,837.00		5,471.15	365.85
24174- 1000- 52111- 1010- 512001- 1411- 00000	EducRetirement	452.00	452.00		992.91	540.91-
24174- 1000- 52112- 1010- 512001- 1411- 00000	ERARetireeHlth	117.00	117.00		109.47	7.53
24174- 1000- 52210- 1010- 512001- 1411- 00000	FICA Payments	362.00	362.00		327.00	35.00
24174- 1000- 52220- 1010- 512001- 1411- 00000	MedicarePaymnts	85.00	85.00		76.42	8.58
24174- 1000- 52311- 1010- 512001- 1411- 00000	Hth&MedPremiums	562.00	562.00		446.16	115.84
24174- 1000- 52312- 1010- 512001- 1411- 00000	Life	4.00	4.00		2.89	1.11
24174- 1000- 52313- 1010- 512001- 1411- 00000	Dental	14.00	14.00		9.92	4.08
24174- 1000- 52314- 1010- 512001- 1411- 00000	Vision	6.00	6.00		4.49	1.51
24174- 1000- 52500- 1010- 512001- 1411- 00000	UnemploymntComp	11.00	11.00		11.00	
24174- 1000- 52710- 1010- 512001- 1411- 00000	WorkersCompPrem	77.00	77.00		77.00	
24174- 1000- 52720- 1010- 512001- 1411- 00000	WorkrsCompERFee	2.00	2.00		.59	1.41
Total for Funds 24174, Func 1000 and Expense accounts		7,529.00	7,529.00	.00	7,529.00	.00
Funds 24189 - SSAE Title IV, Func 2100 - SuppSvcsStudnts						
24189- 2100- 51100- 0000- 512001- 1214- 00000	SalariesExpense,Couns-Soc	7,200.00	7,406.00		7,384.48	21.52
24189- 2100- 52111- 0000- 512001- 1214- 00000	EducRetirement	1,307.00	1,307.00		1,340.19	33.19-
24189- 2100- 52112- 0000- 512001- 1214- 00000	ERARetireeHlth	144.00	144.00		147.78	3.78-
24189- 2100- 52210- 0000- 512001- 1214- 00000	FICA Payments	447.00	447.00		441.08	5.92
24189- 2100- 52220- 0000- 512001- 1214- 00000	MedicarePaymnts	105.00	105.00		103.26	1.74
24189- 2100- 52311- 0000- 512001- 1214- 00000	Hth&MedPremiums	613.00	613.00		608.44	4.56
24189- 2100- 52312- 0000- 512001- 1214- 00000	Life	4.00	4.00		3.86	.14
24189- 2100- 52313- 0000- 512001- 1214- 00000	Dental	15.00	15.00		13.58	1.42
24189- 2100- 52314- 0000- 512001- 1214- 00000	Vision	7.00	7.00		5.86	1.14
24189- 2100- 52315- 0000- 512001- 1214- 00000	Disability				.95	.95-
24189- 2100- 52500- 0000- 512001- 1214- 00000	UnemploymntComp	12.00	12.00		11.44	.56
24189- 2100- 52710- 0000- 512001- 1214- 00000	WorkersCompPrem	144.00	144.00		144.00	
24189- 2100- 52720- 0000- 512001- 1214- 00000	WorkrsCompERFee	2.00	2.00		1.08	.92
Total for Funds 24189, Func 2100 and Expense accounts		10,000.00	10,206.00	.00	10,206.00	.00
Funds 24190 - Title I CSI, Func 1000 - Instruction						
24190- 1000- 51300- 1010- 512001- 1411- 00000	AddtnlCompenstn,Teachers		6,727.00		6,000.00	727.00
24190- 1000- 52111- 1010- 512001- 1411- 00000	EducRetirement				1,089.00	1,089.00-
24190- 1000- 52112- 1010- 512001- 1411- 00000	ERARetireeHlth				120.01	120.01-
24190- 1000- 52210- 1010- 512001- 1411- 00000	FICA Payments				372.01	372.01-

Selection Grouped by Account Type, Filtered by User Permissions, (Org = 120, Online/Offline = N, Period = 12, UnPosted JEs? = N, Assets and Liabilities? = N, Restricted Accts? = Y, Objct = 5, Obj Digits = 0, Page Break Lvl =)

Balances through 06/30/2024						Fiscal Year 2023/24
Funds- Func- Obj ct - Pr gm- Locat n- Jb Cl - Opt nl	Description	Adopted Budget	Revised Budget	Encumbered	Expenditure	Account Balance
Funds 24190 - Title I CSI, Func 1000 - Instruction (continued)						
24190- 1000- 52220- 1010- 512001- 1411- 00000	MedicarePaymnts				86.97	86.97-
24190- 1000- 53330- 0000- 512001- 0000- 00000	ProfessDevelop	91,564.00				
24190- 1000- 56119- 1010- 512001- 0000- 00000	SupplAssets<\$5k		84,837.00		83,896.01	940.99
Total for Funds 24190, Func 1000 and Expense accounts		91,564.00	91,564.00	.00	91,564.00	.00
Funds 24330 - ESSER III, Func 1000 - Instruction						
24330- 1000- 51100- 0000- 512001- 1611- 00000	SalariesExpense,SubsSickL		15,976.00		11,225.15	4,750.85
24330- 1000- 51100- 1010- 512001- 1411- 00000	SalariesExpense,Teachers	74,680.00	19,751.00		21,510.02	1,759.02-
24330- 1000- 51100- 1010- 512001- 1711- 00000	SalariesExpense,InstAsst1		42,570.00		10,912.47	31,657.53
24330- 1000- 51100- 2000- 512001- 1412- 00000	SalariesExpense,Teachers	45,279.00	785.00		39,101.28	38,316.28-
24330- 1000- 52111- 0000- 512001- 1611- 00000	EducRetirement		2,900.00		2,037.37	862.63
24330- 1000- 52111- 1010- 512001- 1411- 00000	EducRetirement	13,555.00	3,585.00		3,904.08	319.08-
24330- 1000- 52111- 1010- 512001- 1711- 00000	EducRetirement		6,075.00		2,212.89	3,862.11
24330- 1000- 52111- 2000- 512001- 1412- 00000	EducRetirement	8,219.00	143.00		7,096.80	6,953.80-
24330- 1000- 52112- 0000- 512001- 1611- 00000	ERARetireeHlth		320.00		224.53	95.47
24330- 1000- 52112- 1010- 512001- 1411- 00000	ERARetireeHlth	1,494.00	395.00		430.20	35.20-
24330- 1000- 52112- 1010- 512001- 1711- 00000	ERARetireeHlth		670.00		243.95	426.05
24330- 1000- 52112- 2000- 512001- 1412- 00000	ERARetireeHlth	906.00	16.00		782.03	766.03-
24330- 1000- 52210- 0000- 512001- 1611- 00000	FICA Payments		991.00		695.96	295.04
24330- 1000- 52210- 1010- 512001- 1411- 00000	FICA Payments	4,631.00	1,143.00		1,251.27	108.27-
24330- 1000- 52210- 1010- 512001- 1711- 00000	FICA Payments		2,005.00		729.98	1,275.02
24330- 1000- 52210- 2000- 512001- 1412- 00000	FICA Payments	2,808.00	47.00		2,422.57	2,375.57-
24330- 1000- 52220- 0000- 512001- 1611- 00000	MedicarePaymnts		232.00		162.77	69.23
24330- 1000- 52220- 1010- 512001- 1411- 00000	MedicarePaymnts	1,084.00	268.00		292.62	24.62-
24330- 1000- 52220- 1010- 512001- 1711- 00000	MedicarePaymnts		469.00		170.68	298.32
24330- 1000- 52220- 2000- 512001- 1412- 00000	MedicarePaymnts	657.00	11.00		566.60	555.60-
24330- 1000- 52311- 1010- 512001- 1411- 00000	Hth&MedPremiums	7,802.00	3,164.00		3,163.74	.26
24330- 1000- 52311- 1010- 512001- 1711- 00000	Hth&MedPremiums		4,347.00		1,583.21	2,763.79
24330- 1000- 52311- 2000- 512001- 1412- 00000	Hth&MedPremiums	5,589.00	63.00		62.60	.40
24330- 1000- 52312- 1010- 512001- 1411- 00000	Life	39.00	10.00		9.24	.76
24330- 1000- 52312- 1010- 512001- 1711- 00000	Life		31.00		11.05	19.95
24330- 1000- 52312- 2000- 512001- 1412- 00000	Life	21.00	1.00		18.10	17.10-
24330- 1000- 52313- 1010- 512001- 1411- 00000	Dental	290.00	128.00		127.98	.02
24330- 1000- 52313- 1010- 512001- 1711- 00000	Dental		241.00		87.55	153.45
24330- 1000- 52313- 2000- 512001- 1412- 00000	Dental	295.00	2.00		1.44	.56
24330- 1000- 52314- 1010- 512001- 1411- 00000	Vision	64.00	20.00		19.38	.62

Selection Grouped by Account Type, Filtered by User Permissions, (Org = 120, Online/Offline = N, Period = 12, UnPosted JEs? = N, Assets and Liabilities? = N, Restricted Accts? = Y, Objct = 5, Obj Digits = 0, Page Break Lvl =)

Balances through 06/30/2024						Fiscal Year 2023/24	
Funds- Func- Obj ct - Pr gm- Locat n- Jb Cl - Opt nl	Description	Adopted Budget	Revised Budget	Encumbered	Expenditure	Account Balance	
Funds 24330 - ESSER III, Func 1000 - Instruction (continued)							
24330- 1000- 52314- 2000- 512001- 1412- 00000	Vision	34.00	1.00		.63	.37	
24330- 1000- 52315- 1010- 512001- 1411- 00000	Disability	53.00	40.00		39.52	.48	
24330- 1000- 52500- 0000- 512001- 1611- 00000	UnemploymntComp		53.00		37.04	15.96	
24330- 1000- 52500- 1010- 512001- 1411- 00000	UnemploymntComp	120.00					
24330- 1000- 52500- 1010- 512001- 1711- 00000	UnemploymntComp		79.00		26.07	52.93	
24330- 1000- 52500- 2000- 512001- 1412- 00000	UnemploymntComp	65.00			121.86	121.86-	
24330- 1000- 52710- 1010- 512001- 1411- 00000	WorkersCompPrem	1,047.00	1,047.00		1,597.00	550.00-	
24330- 1000- 52710- 1010- 512001- 1711- 00000	WorkersCompPrem		550.00			550.00	
24330- 1000- 52710- 2000- 512001- 1412- 00000	WorkersCompPrem	490.00	411.00		411.00		
24330- 1000- 52720- 0000- 512001- 1610- 00000	WorkrsCompERFee		7.00			7.00	
24330- 1000- 52720- 0000- 512001- 1611- 00000	WorkrsCompERFee				4.60	4.60-	
24330- 1000- 52720- 1010- 512001- 1411- 00000	WorkrsCompERFee	12.00	6.00		5.06	.94	
24330- 1000- 52720- 1010- 512001- 1711- 00000	WorkrsCompERFee		7.00		2.08	4.92	
24330- 1000- 52720- 2000- 512001- 1412- 00000	WorkrsCompERFee	7.00	1.00		4.78	3.78-	
24330- 1000- 56113- 1010- 512001- 0000- 00000	Software		11,610.00		11,610.00		
24330- 1000- 56118- 1010- 512001- 0000- 00000	GenSuppliesMats		4,766.00		19.49	4,746.51	
Total for Func 1000 and Expense accounts		169,241.00	124,937.00	.00	124,936.64	.36	
Funds 24330 - ESSER III, Func 2100 - SuppSvcsStudnts							
24330- 2100- 51100- 0000- 512001- 1214- 00000	SalariesExpense,Couns-Soc	50,080.00	48,962.00		48,929.82	32.18	
24330- 2100- 51100- 0000- 512001- 1218- 00000	SalariesExpense,SchlStude		35,625.00		35,625.00		
24330- 2100- 52111- 0000- 512001- 1214- 00000	EducRetirement	9,090.00	8,881.00		8,880.72	.28	
24330- 2100- 52111- 0000- 512001- 1218- 00000	EducRetirement		6,466.00		6,465.89	.11	
24330- 2100- 52112- 0000- 512001- 1214- 00000	ERARetireeHlth	1,002.00	979.00		978.63	.37	
24330- 2100- 52112- 0000- 512001- 1218- 00000	ERARetireeHlth		713.00		712.50	.50	
24330- 2100- 52210- 0000- 512001- 1214- 00000	FICA Payments	3,105.00	2,925.00		2,924.43	.57	
24330- 2100- 52210- 0000- 512001- 1218- 00000	FICA Payments		2,146.00		2,145.48	.52	
24330- 2100- 52220- 0000- 512001- 1214- 00000	MedicarePaymnts	727.00	684.00		683.89	.11	
24330- 2100- 52220- 0000- 512001- 1218- 00000	MedicarePaymnts		502.00		501.79	.21	
24330- 2100- 52311- 0000- 512001- 1214- 00000	Hth&MedPremiums	3,572.00	3,984.00		3,983.97	.03	
24330- 2100- 52311- 0000- 512001- 1218- 00000	Hth&MedPremiums		3,933.00		3,932.24	.76	
24330- 2100- 52312- 0000- 512001- 1214- 00000	Life	23.00	26.00		25.65	.35	
24330- 2100- 52312- 0000- 512001- 1218- 00000	Life		28.00		27.36	.64	
24330- 2100- 52313- 0000- 512001- 1214- 00000	Dental	85.00	90.00		89.31	.69	
24330- 2100- 52313- 0000- 512001- 1218- 00000	Dental		109.00		108.87	.13	
24330- 2100- 52314- 0000- 512001- 1214- 00000	Vision	37.00	39.00		39.00		
24330- 2100- 52314- 0000- 512001- 1218- 00000	Vision		48.00		47.69	.31	

Selection Grouped by Account Type, Filtered by User Permissions, (Org = 120, Online/Offline = N, Period = 12, UnPosted JEs? = N, Assets and Liabilities? = N, Restricted Accts? = Y, Obj Digits = 0, Page Break Lvl =)

Balances through 06/30/2024						Fiscal Year 2023/24
Funds- Func- Obj ct - Pr gm- Locat n- Jb Cl - Opt nl	Description	Adopted Budget	Revised Budget	Encumbered	Expenditure	Account Balance
Funds 24330 - ESSER III, Func 2100 - SuppSvcsStudnts (continued)						
24330- 2100- 52315- 0000- 512001- 1218- 00000	Disability		162.00		161.03	.97
24330- 2100- 52500- 0000- 512001- 1214- 00000	UnemploymntComp	70.00	74.00		73.81	.19
24330- 2100- 52500- 0000- 512001- 1218- 00000	UnemploymntComp		7.00		46.15	39.15-
24330- 2100- 52710- 0000- 512001- 1214- 00000	WorkersCompPrem	583.00	508.00		508.00	
24330- 2100- 52720- 0000- 512001- 1214- 00000	WorkrsCompERFee	7.00	7.00		6.87	.13
24330- 2100- 52720- 0000- 512001- 1218- 00000	WorkrsCompERFee		7.00		6.90	.10
Total for Func 2100 and Expense accounts		68,381.00	116,905.00	.00	116,905.00	.00
Funds 24330 - ESSER III, Func 2600 - Op&MaintofPlant						
24330- 2600- 54416- 0000- 512001- 0000- 00000	CommunicatnSvcs		526.00		526.00	
Total for Func 2600 and Expense accounts		.00	526.00	.00	526.00	.00
Total for Funds 24330		237,622.00	242,368.00	.00	242,367.64	.36
Funds 24349 - ARP Preschool, Func 1000 - Instruction						
24349- 1000- 51100- 2000- 512001- 1412- 00000	SalariesExpense,Teachers	1,034.00	1,034.00			1,034.00
Total for Funds 24349, Func 1000 and Expense accounts		1,034.00	1,034.00	.00	.00	1,034.00
Funds 26207 - CNM Foundation, Func 1000 - Instruction						
26207- 1000- 56118- 1010- 512001- 0000- 00000	GenSuppliesMats	574.00	574.00			574.00
Total for Funds 26207, Func 1000 and Expense accounts		574.00	574.00	.00	.00	574.00
Funds 27107 - 2012GOBondSB66, Func 1000 - Instruction						
27107- 1000- 56113- 1010- 512001- 0000- 00000	Software		3,545.00		3,544.20	.80
Total for Func 1000 and Expense accounts		.00	3,545.00	.00	3,544.20	.80
Funds 27107 - 2012GOBondSB66, Func 2200 - Suppt Svcs Inst						
27107- 2200- 56114- 0000- 512001- 0000- 00000	LibraryAudioVis	2,873.00	3,619.00			3,619.00
Total for Func 2200 and Expense accounts		2,873.00	3,619.00	.00	.00	3,619.00
Total for Funds 27107		2,873.00	7,164.00	.00	3,544.20	3,619.80
Funds 27109 - IM-GAA of 2019, Func 1000 - Instruction						
27109- 1000- 56107- 1010- 512001- 0000- 00000	InsMatCR50%Txbk	3,538.00	3,538.00			3,538.00
Total for Funds 27109, Func 1000 and Expense accounts		3,538.00	3,538.00	.00	.00	3,538.00
Funds 27407 - FII, Func 1000 - Instruction						
27407- 1000- 51100- 1010- 512001- 1411- 00000	SalariesExpense,Teachers		46,332.00		49,420.04	3,088.04-
27407- 1000- 51100- 1010- 512001- 1711- 00000	SalariesExpense,InstAsst1	9,818.00	32,213.00		29,176.53	3,036.47
27407- 1000- 52111- 1010- 512001- 1411- 00000	EducRetirement		8,800.00		9,477.95	677.95-
27407- 1000- 52111- 1010- 512001- 1711- 00000	EducRetirement	1,782.00	6,047.00		5,295.58	751.42
27407- 1000- 52112- 1010- 512001- 1411- 00000	ERARetireeHlth		927.00		1,044.37	117.37-
27407- 1000- 52112- 1010- 512001- 1711- 00000	ERARetireeHlth	197.00	645.00		583.47	61.53
Selection Grouped by Account Type, Filtered by User Permissions, (Org = 120, Online/Offline = N, Period = 12, UnPosted JEs? = N, Assets and Liabilities? = N, Restricted Accts? = Y, Objct = 5, Obj Digits = 0, Page Break Lvl =)						

Balances through 06/30/2024						Fiscal Year 2023/24
Funds- Func- Obj ct - Pr gm- Locat n- JbCl - Opt nl	Description	Adopted Budget	Revised Budget	Encumbered	Expenditure	Account Balance
Funds 27407 - FII, Func 1000 - Instruction (continued)						
27407- 1000- 52210- 1010- 512001- 1411- 00000	FICA Payments		2,792.00		3,151.61	359.61-
27407- 1000- 52210- 1010- 512001- 1711- 00000	FICA Payments	371.00	1,877.00		1,708.36	168.64
27407- 1000- 52220- 1010- 512001- 1411- 00000	MedicarePaymnts		653.00		737.02	84.02-
27407- 1000- 52220- 1010- 512001- 1711- 00000	MedicarePaymnts	143.00	439.00		399.47	39.53
27407- 1000- 52311- 1010- 512001- 1411- 00000	Hth&MedPremiums		2,844.00		3,033.69	189.69-
27407- 1000- 52311- 1010- 512001- 1711- 00000	Hth&MedPremiums	1,827.00	7,921.00		5,626.20	2,294.80
27407- 1000- 52312- 1010- 512001- 1411- 00000	Life		23.00		24.06	1.06-
27407- 1000- 52312- 1010- 512001- 1711- 00000	Life	9.00	32.00		25.18	6.82
27407- 1000- 52313- 1010- 512001- 1411- 00000	Dental		158.00		168.24	10.24-
27407- 1000- 52314- 1010- 512001- 1411- 00000	Vision		38.00		36.72	1.28
27407- 1000- 52315- 1010- 512001- 1711- 00000	Disability	42.00	147.00		107.76	39.24
27407- 1000- 52500- 1010- 512001- 1411- 00000	UnemploymntComp		65.00		59.13	5.87
27407- 1000- 52500- 1010- 512001- 1711- 00000	UnemploymntComp	26.00	111.00		96.31	14.69
27407- 1000- 52710- 1010- 512001- 1711- 00000	WorkersCompPrem	163.00	211.00			211.00
27407- 1000- 52720- 1010- 512001- 1411- 00000	WorkrsCompERFee		100.00		6.67	93.33
27407- 1000- 52720- 1010- 512001- 1711- 00000	WorkrsCompERFee	3.00	103.00		8.52	94.48
Total for Func 1000 and Expense accounts		14,381.00	112,478.00	.00	110,186.88	2,291.12
Funds 27407 - FII, Func 2100 - SuppSvcsStudnts						
27407- 2100- 51100- 0000- 512001- 1214- 00000	SalariesExpense,Couns-Soc	69,600.00				
27407- 2100- 52111- 0000- 512001- 1214- 00000	EducRetirement	12,633.00				
27407- 2100- 52112- 0000- 512001- 1214- 00000	ERARetireeHlth	1,392.00				
27407- 2100- 52210- 0000- 512001- 1214- 00000	FICA Payments	4,316.00				
27407- 2100- 52220- 0000- 512001- 1214- 00000	MedicarePaymnts	1,010.00				
27407- 2100- 52311- 0000- 512001- 1214- 00000	Hth&MedPremiums	7,751.00				
27407- 2100- 52312- 0000- 512001- 1214- 00000	Life	32.00				
27407- 2100- 52313- 0000- 512001- 1214- 00000	Dental	121.00				
27407- 2100- 52314- 0000- 512001- 1214- 00000	Vision	53.00				
27407- 2100- 52315- 0000- 512001- 1214- 00000	Disability	262.00				
27407- 2100- 52500- 0000- 512001- 1214- 00000	UnemploymntComp	100.00				
27407- 2100- 52710- 0000- 512001- 1214- 00000	WorkersCompPrem	817.00				
27407- 2100- 52720- 0000- 512001- 1214- 00000	WorkrsCompERFee	10.00				
Total for Func 2100 and Expense accounts		98,097.00	.00	.00	.00	.00
Total for Funds 27407		112,478.00	112,478.00	.00	110,186.88	2,291.12
Funds 27502 - Next Gen CTE, Func 1000 - Instruction						
27502- 1000- 51100- 1010- 512001- 1411- 00000	SalariesExpense,Teachers	38,715.00	38,715.00		43,286.87	4,571.87-

Selection Grouped by Account Type, Filtered by User Permissions, (Org = 120, Online/Offline = N, Period = 12, UnPosted JEs? = N, Assets and Liabilities? = N, Restricted Accts? = Y, Objct = 5, Obj Digits = 0, Page Break Lvl =)

Balances through 06/30/2024						Fiscal Year 2023/24	
Funds- Func- Obj ct - Pr gm- Locat n- Jb Cl - Opt nl	Description	Adopted Budget	Revised Budget	Encumbered	Expenditure	Account Balance	
Funds 27502 - Next Gen CTE, Func 1000 - Instruction (continued)							
27502- 1000- 51300- 1010- 512001- 1411- 00000	AddtlCompenstn,Teachers	1,000.00	1,000.00		1,000.00		
27502- 1000- 52111- 1010- 512001- 1411- 00000	EducRetirement	7,806.00	7,806.00		8,038.27	232.27-	
27502- 1000- 52112- 1010- 512001- 1411- 00000	ERARetireeHlth	795.00	795.00		885.63	90.63-	
27502- 1000- 52210- 1010- 512001- 1411- 00000	FICA Payments	2,470.00	2,470.00		2,745.08	275.08-	
27502- 1000- 52220- 1010- 512001- 1411- 00000	MedicarePaymnts	577.00	577.00		641.91	64.91-	
27502- 1000- 52311- 1010- 512001- 1411- 00000	Hth&MedPremiums	5,065.00	5,065.00			5,065.00	
27502- 1000- 52312- 1010- 512001- 1411- 00000	Life	19.00	19.00		19.33	.33-	
27502- 1000- 52313- 1010- 512001- 1411- 00000	Dental	184.00	184.00			184.00	
27502- 1000- 52314- 1010- 512001- 1411- 00000	Vision	62.00	62.00		29.73	32.27	
27502- 1000- 52315- 1010- 512001- 1411- 00000	Disability	163.00	163.00		190.89	27.89-	
27502- 1000- 52500- 1010- 512001- 1411- 00000	UnemploymntComp	56.00	56.00		75.02	19.02-	
27502- 1000- 52710- 1010- 512001- 1411- 00000	WorkersCompPrem	367.00	367.00		367.00		
27502- 1000- 52720- 1010- 512001- 1411- 00000	WorkrsCompERFee	6.00	6.00		5.27	.73	
Total for Funds 27502, Func 1000 and Expense accounts		57,285.00	57,285.00	.00	57,285.00	.00	
Funds 27901 - Indian Ed Act, Func 1000 - Instruction							
27901- 1000- 51100- 1010- 512001- 1411- 00000	SalariesExpense,Teachers	39,536.00	52.00			52.00	
27901- 1000- 51100- 1010- 512001- 1711- 00000	SalariesExpense,InstAsst1		31,908.00		31,908.00		
27901- 1000- 51300- 1010- 512001- 1411- 00000	AddtlCompenstn,Teachers		6,875.00		6,875.00		
27901- 1000- 51300- 1010- 512001- 1711- 00000	AddtlCompenstn,InstAsst1		1,500.00		1,500.00		
27901- 1000- 52111- 1010- 512001- 1411- 00000	EducRetirement	7,176.00	1,248.00		1,247.84	.16	
27901- 1000- 52111- 1010- 512001- 1711- 00000	EducRetirement		6,064.00		6,063.42	.58	
27901- 1000- 52112- 1010- 512001- 1411- 00000	ERARetireeHlth	791.00	138.00		137.50	.50	
27901- 1000- 52112- 1010- 512001- 1711- 00000	ERARetireeHlth		669.00		668.05	.95	
27901- 1000- 52210- 1010- 512001- 1411- 00000	FICA Payments	2,452.00	427.00		426.36	.64	
27901- 1000- 52210- 1010- 512001- 1711- 00000	FICA Payments		2,027.00		2,026.12	.88	
27901- 1000- 52220- 1010- 512001- 1411- 00000	MedicarePaymnts	574.00	100.00		99.66	.34	
27901- 1000- 52220- 1010- 512001- 1711- 00000	MedicarePaymnts		475.00		474.02	.98	
27901- 1000- 52311- 1010- 512001- 1411- 00000	Hth&MedPremiums	2,889.00					
27901- 1000- 52311- 1010- 512001- 1711- 00000	Hth&MedPremiums		2,763.00		2,762.95	.05	
27901- 1000- 52312- 1010- 512001- 1411- 00000	Life	23.00					
27901- 1000- 52312- 1010- 512001- 1711- 00000	Life		29.00		28.22	.78	
27901- 1000- 52313- 1010- 512001- 1411- 00000	Dental	169.00					
27901- 1000- 52313- 1010- 512001- 1711- 00000	Dental		153.00		152.69	.31	
27901- 1000- 52314- 1010- 512001- 1411- 00000	Vision	37.00					
27901- 1000- 52500- 1010- 512001- 1411- 00000	UnemploymntComp	70.00	9.00		8.56	.44	

Selection Grouped by Account Type, Filtered by User Permissions, (Org = 120, Online/Offline = N, Period = 12, UnPosted JEs? = N, Assets and Liabilities? = N, Restricted Accts? = Y, Objct = 5, Obj Digits = 0, Page Break Lvl =)

Balances through 06/30/2024						Fiscal Year 2023/24	
Funds- Func- Obj ct - Pr gm- Locat n- Jb Cl - Opt nl	Description	Adopted Budget	Revised Budget	Encumbered	Expenditure	Account Balance	
Funds 27901 - Indian Ed Act, Func 1000 - Instruction (continued)							
27901- 1000- 52500- 1010- 512001- 1711- 00000	UnemploymntComp		82.00		81.27	.73	
27901- 1000- 52710- 1010- 512001- 1411- 00000	WorkersCompPrem	802.00					
27901- 1000- 52720- 1010- 512001- 1411- 00000	WorkrsCompERFee	7.00					
27901- 1000- 52720- 1010- 512001- 1711- 00000	WorkrsCompERFee		7.00		6.89	.11	
Total for Funds 27901, Func 1000 and Expense accounts		54,526.00	54,526.00	.00	54,466.55	59.45	
Funds 28211 - Covid-19 Test., Func 2100 - SuppSvcsStudnts							
28211- 2100- 56118- 0000- 512001- 0000- 00000	GenSuppliesMats	19,584.00	19,584.00			19,584.00	
Total for Funds 28211, Func 2100 and Expense accounts		19,584.00	19,584.00	.00	.00	19,584.00	
Funds 29102 - PrivDirGrntsCat, Func 1000 - Instruction							
29102- 1000- 56118- 1010- 512001- 0000- 00000	GenSuppliesMats	168.00	168.00			168.00	
Total for Funds 29102, Func 1000 and Expense accounts		168.00	168.00	.00	.00	168.00	
Funds 31200 - PubSchCapOutlay, Func 4000 - Capital Outlay							
31200- 4000- 54640- 0000- 512001- 0000- 00000	RentalLease2Pur		131,719.00		131,719.00		
Total for Funds 31200, Func 4000 and Expense accounts		.00	131,719.00	.00	131,719.00	.00	
Funds 31400 - SpcCapOutlaySt, Func 4000 - Capital Outlay							
31400- 4000- 53414- 0000- 512001- 0000- 00000	OthProfTechSvcs	95,000.00	5,000.00			5,000.00	
31400- 4000- 56119- 0000- 512001- 0000- 00000	SupplAssets<\$5k	182,417.00	4,127.00			4,127.00	
31400- 4000- 57331- 0000- 512001- 0000- 00000	FixedAssets>\$5k		281,319.00	38,978.26	188,200.00	54,140.74	
Total for Funds 31400, Func 4000 and Expense accounts		277,417.00	290,446.00	38,978.26	188,200.00	63,267.74	
Funds 31600 - CapImprvmtsHB33, Func 2300 - SupptSvcs-Admin							
31600- 2300- 53712- 0000- 512001- 0000- 00000	CityTaxCollCost	4,600.00	4,600.00		1,235.66	3,364.34	
Total for Func 2300 and Expense accounts		4,600.00	4,600.00	.00	1,235.66	3,364.34	
Funds 31600 - CapImprvmtsHB33, Func 4000 - Capital Outlay							
31600- 4000- 54312- 0000- 512001- 0000- 00000	MntRepBlgsGrnds	284,360.00	18,766.00			18,766.00	
31600- 4000- 54640- 0000- 512001- 0000- 00000	RentalLease2Pur	17,209.00	17,209.00		17,209.00		
31600- 4000- 57331- 0000- 512001- 0000- 00000	FixedAssets>\$5k		270,594.00	270,593.42		.58	
31600- 4000- 57340- 0000- 512001- 0000- 00000	TechHrdwre		7,176.00		5,399.00	1,777.00	
Total for Func 4000 and Expense accounts		301,569.00	313,745.00	270,593.42	22,608.00	20,543.58	
Total for Funds 31600		306,169.00	318,345.00	270,593.42	23,843.66	23,907.92	
Funds 31700 - CapImprvmtsSB-9, Func 4000 - Capital Outlay							
31700- 4000- 54315- 0000- 512001- 0000- 00000	MntRepBlgsGrdEq	6,059.00	6,059.00			6,059.00	
Total for Funds 31700, Func 4000 and Expense accounts		6,059.00	6,059.00	.00	.00	6,059.00	
Funds 31701 - CapImprvsSB9Loc, Func 2300 - SupptSvcs-Admin							

Selection Grouped by Account Type, Filtered by User Permissions, (Org = 120, Online/Offline = N, Period = 12, UnPosted JEs? = N, Assets and Liabilities? = N, Restricted Accts? = Y, Objct = 5, Obj Digits = 0, Page Break Lvl =)

Balances through 06/30/2024						Fiscal Year 2023/24
Funds- Func- Obj ct - Pr gm- Locat n- JbCl - Opt nl	Description	Adopted Budget	Revised Budget	Encumbered	Expenditure	Account Balance
Funds 31701 - CapImprvsSB9Loc, Func 2300 - SupptSvcs-Admin						
31701-2300-53712-0000-512001-0000-00000	CityTaxCollCost	9,422.00	9,422.00		627.05	8,794.95
Total for Func 2300 and Expense accounts		9,422.00	9,422.00	.00	627.05	8,794.95
Funds 31701 - CapImprvsSB9Loc, Func 4000 - Capital Outlay						
31701-4000-54315-0000-512001-0000-00000	MntRepBlgsGrdEq	538,686.00	450,419.00		14,915.31	435,503.69
31701-4000-54640-0000-512001-0000-00000	RentalLease2Pur	80,000.00	80,000.00		5,354.67	74,645.33
31701-4000-57331-0000-512001-0000-00000	FixedAssets>\$5k		50,000.00	50,000.00		
31701-4000-57340-0000-512001-0000-00000	TechHrdwre		60,599.00	102.44	60,245.94	250.62
31701-4000-57350-0000-512001-0000-00000	TechSoftwre				66.26	66.26-
Total for Func 4000 and Expense accounts		618,686.00	641,018.00	50,102.44	80,582.18	510,333.38
Total for Funds 31701		628,108.00	650,440.00	50,102.44	81,209.23	519,128.33
Funds 31703 - SB9StateMAtch, Func 4000 - Capital Outlay						
31703-4000-56119-0000-512001-0000-00000	SupplAssets<\$5k		31,687.00			31,687.00
Total for Funds 31703, Func 4000 and Expense accounts		.00	31,687.00	.00	.00	31,687.00
Total for Org 120 - Cesar Chavez Community		5,529,206.00	6,269,898.00	478,279.14	3,577,253.75	2,214,365.11

Statement Date 06/30/2024

Cash Object 11011

Status Posted

Journal Entry #

Bank Statement Ending Balance	2,484,691.50	Service Charge	0.00
Less: Uncleared Payments	11,215.62	Interest Earned	0.00
Add: Uncleared Deposits	0.00		
Add: Uncleared Other	0.00	Cleared Payments	458,230.33
Adjusted Bank Balance	2,473,475.88	Cleared Deposits	559,709.58
System Cash Balance	2,473,475.88	Cleared Other	0.00
Add: Unposted Charges and Interest	0.00		
Revised System Cash Balance	2,473,475.88	Submitted By	JYAMAT, 07/08/2024
Difference	0.00	Posted By	ACRESS, 07/16/2024

Uncleared Payments

Issued	Check #	Check Amount	Pay To Name	Vendor ID	Emp ID	Bank Acct
06/29/22	13311	188.25	NM PED - Finance & Operations	001520		120MAIN
10/14/22	13460(*)		Brown, Robin	010120		120MAIN
05/19/23	13861	15.00	Montoya, Monique	001596		120MAIN
09/29/23	14062(*)		Norma C. Lira-Perez		000180	120MAIN
11/27/23	14171	35.97	Amazon Capital Services, Inc	001361		120MAIN
05/09/24	14531(*)		EPARS TSA Consulting Group Inc	901000		120MAIN
05/09/24	14532(*)		NM Educational RetirementBoard	900005		120MAIN
05/09/24	14535(*)		NM Taxation/Revenue Department	900003		120MAIN
05/20/24	14505	120.00	City of Albuquerque	000313		120MAIN
06/07/24	14544	10.00	Brown, Robin	010120		120MAIN
06/12/24	14568	1,001.16	Wisconsin Center for EducationResearch Att	001257		120MAIN
06/13/24	14596	144.58	Norma C. Lira-Perez		000180	120MAIN
06/18/24	14576	791.04	Premier School of Driving, LLC	001617		120MAIN
06/18/24	14577	555.40	Tani Arness	000696		120MAIN
06/27/24	14582	1,286.03	AJF Enterprise Inc	010154		120MAIN
06/27/24	14583	27.96	Amazon Capital Services, Inc	001361		120MAIN
06/27/24	14584	59.00	Armando Martinez	010218		120MAIN
06/27/24	14585	646.82	CenturyLink	001355		120MAIN
06/27/24	14586	5,381.26	DMH Law LLC	010169		120MAIN
06/27/24	14587	59.00	Kristina Read	010217		120MAIN
06/27/24	14588	586.56	LaBarge Landscape	010003		120MAIN
06/27/24	14590	146.15	Verizon Wireless	000658		120MAIN
06/30/24	14571	161.44	LaBarge Landscape	010003		120MAIN

11,215.62

(*) Cancelled Payments

83,549.64

Selection Grouped by Org, Cash Object, Statement Date - Sorted by Item date, Item #, (Org = 120, Cash Object IN ('11011'), Bank Statement Date = 6/30/2024, Uncleared Only? = No)



Statement Date 06/30/2024

Cash Object 11011

Status Posted										Journal Entry #
Cleared Payments										
Issued	Check #	Check Amount	Cleared Amount	Difference	Cleared	Pay To Name	Vendor ID	Emp ID	Bank Acct	
04/17/24	14452	43.68	43.68		06/30/24	Sam's Club & Wal-mart	000935		120MAIN	
05/09/24	14533	3,926.94	3,926.94		06/30/24	NM RHC	900006		120MAIN	
05/09/24	14534	7,484.52	7,484.52		06/30/24	NM Taxation & Revenue Department/Compli	900003		120MAIN	
05/09/24	14536	21,312.22	21,312.22		06/30/24	NMPSIA	900001		120MAIN	
05/20/24	14499	238.28	238.28		06/30/24	360 Business Products	000883		120MAIN	
05/20/24	14506	6,995.64	6,995.64		06/30/24	DMH Law LLC	010169		120MAIN	
05/20/24	14511	207.09	207.09		06/30/24	Pitney Bowes Global Financial Services	000762		120MAIN	
05/29/24	14514	1,592.22	1,592.22		06/30/24	AJF Enterprise Inc	010154		120MAIN	
05/29/24	14515	112.78	112.78		06/30/24	Amazon Capital Services, Inc	001361		120MAIN	
05/29/24	14516	21.00	21.00		06/30/24	Amy Bowers	010106		120MAIN	
05/29/24	14517	766.31	766.31		06/30/24	CenturyLink	001355		120MAIN	
05/29/24	14518	2,583.00	2,583.00		06/30/24	Charter School Nursing	000847		120MAIN	
05/29/24	14519	212.18	212.18		06/30/24	Cooperative Educational Services	000327		120MAIN	
05/29/24	14520	221.00	221.00		06/30/24	Herff Jones LLC	000403		120MAIN	
05/29/24	14521	161.44	161.44		06/30/24	LaBarge Landscape	010003		120MAIN	
05/29/24	14522	371.26	371.26		06/30/24	Lango SW LLC Dept 880734	010216		120MAIN	
05/29/24	14526	5,267.49	5,267.49		06/30/24	PowerSchool Group LLC	010083		120MAIN	
05/29/24	14527	175.19	175.19		06/30/24	Sam's Club & Wal-mart	000935		120MAIN	
05/29/24	14528	139.91	139.91		06/30/24	Sierra Fire Protection	010191		120MAIN	
05/29/24	14529	1,108.78	1,108.78		06/30/24	Tani Arness	000696		120MAIN	
05/29/24	14530	296.10	296.10		06/30/24	Wilkinson, Adam	001287		120MAIN	
05/31/24	14540	200.00	200.00		06/30/24	EPARS TSA Consulting Group Inc	901000		120MAIN	
05/31/24	14541	37,763.95	37,763.95		06/30/24	NM Educational RetirementBoard	900005		120MAIN	
05/31/24	14542	3,807.64	3,807.64		06/30/24	NM Taxation/Revenue Department	900003		120MAIN	
06/10/24	14543	13,935.39	13,935.39		06/30/24	EFTPS	900004		120MAIN	
06/10/24	Batch 06/10/2024	43,053.23	43,053.23		06/30/24				120MAIN	
06/12/24	14545	378.15	378.15		06/30/24	ABCWUA	001289		120MAIN	
06/12/24	14546	17,559.79	17,559.79		06/30/24	ACES	001522		120MAIN	
06/12/24	14547	83.94	83.94		06/30/24	ACT, Inc.	000807		120MAIN	
06/12/24	14548	1,510.57	1,510.57		06/30/24	AJF Enterprise Inc	010154		120MAIN	
06/12/24	14549	748.45	748.45		06/30/24	Amazon Capital Services, Inc	001361		120MAIN	
06/12/24	14550	19,077.33	19,077.33		06/30/24	CCCS Education Foundation	001285		120MAIN	
06/12/24	14551	118.63	118.63		06/30/24	CenturyLink	001355		120MAIN	
06/12/24	14552	1,514.82	1,514.82		06/30/24	Charter School Testing Svcs.	000307		120MAIN	
06/12/24	14553	435.00	435.00		06/30/24	City of Albuquerque	000313		120MAIN	

Selection Grouped by Org, Cash Object, Statement Date - Sorted by Item date, Item #, (Org = 120, Cash Object IN ('11011'), Bank Statement Date = 6/30/2024, Uncleared Only? = No)

Statement Date 06/30/2024

Cash Object 11011

Status Posted

Journal Entry #

Cleared Payments (continued)

Issued	Check #	Check Amount	Cleared Amount	Difference	Cleared	Pay To Name	Vendor ID	Emp ID	Bank Acct
06/12/24	14554	826.00	826.00		06/30/24	Cooperative Educational Services	000327		120MAIN
06/12/24	14555	196.10	196.10		06/30/24	Crystal Springs Bottled Water	000334		120MAIN
06/12/24	14556	2,950.50	2,950.50		06/30/24	Dry Fly Enterprises, Inc	010170		120MAIN
06/12/24	14557	220.24	220.24		06/30/24	Lango SW LLC Dept 880734	010216		120MAIN
06/12/24	14558	75.00	75.00		06/30/24	Laurie Ihm	001524		120MAIN
06/12/24	14559	1,314.71	1,314.71		06/30/24	Lock Box EM3 Networks LLC	010028		120MAIN
06/12/24	14560	4,270.12	4,270.12		06/30/24	Nearpod LLC	010148		120MAIN
06/12/24	14561	1,225.28	1,225.28		06/30/24	Panoptic Clean LLC	010195		120MAIN
06/12/24	14562	5,001.33	5,001.33		06/30/24	schoolAbility, LLC	010171		120MAIN
06/12/24	14563	502.12	502.12		06/30/24	Tani Arness	000696		120MAIN
06/12/24	14564	50.00	50.00		06/30/24	TSA Consulting Group, Inc.	001363		120MAIN
06/12/24	14565	736.00	736.00		06/30/24	University of Kansas Center for Research	010214		120MAIN
06/12/24	14566	146.15	146.15		06/30/24	Verizon Wireless	000658		120MAIN
06/12/24	14567	1,589.28	1,589.28		06/30/24	Wells Fargo Financial Leasing	000647		120MAIN
06/18/24	14572	19.98	19.98		06/30/24	Amazon Capital Services, Inc	001361		120MAIN
06/18/24	14573	120.10	120.10		06/30/24	CenturyLink	001355		120MAIN
06/18/24	14574	1,875.00	1,875.00		06/30/24	LSG and Associates Inc	010013		120MAIN
06/18/24	14575	20,988.70	20,988.70		06/30/24	PowerSchool Group LLC	010083		120MAIN
06/25/24	14578	30,342.93	30,342.93		06/30/24	EFTPS	900004		120MAIN
06/25/24	Batch 06/25/2024	71,478.74	71,478.74		06/30/24				120MAIN
06/27/24	14589	1,225.28	1,225.28		06/30/24	Panoptic Clean LLC	010195		120MAIN
06/28/24	14591	200.00	200.00		06/30/24	EPARS TSA Consulting Group Inc	901000		120MAIN
06/28/24	14592	87,854.79	87,854.79		06/30/24	NM Educational RetirementBoard	900005		120MAIN
06/28/24	14593	9,135.68	9,135.68		06/30/24	NM RHC	900006		120MAIN
06/28/24	14594	1,247.42	1,247.42		06/30/24	NM Taxation & Revenue Department/Compli	900003		120MAIN
06/28/24	14595	5,832.03	5,832.03		06/30/24	NM Taxation/Revenue Department	900003		120MAIN
06/30/24	14569	14,699.79	14,699.79		06/30/24	ACES	001522		120MAIN
06/30/24	14570	683.14	683.14		06/30/24	JMP Academy	010198		120MAIN
		458,230.33	458,230.33			(* Canceled Payments	83,549.64		

Cleared Deposits

Deposited	Deposit #	Deposit Amount	Cleared Amount	Difference	Cleared	Bank Acct
06/03/24	Batch 06/03/2024	24.80	24.80		06/30/24	120MAIN
06/05/24	Batch 06/05/2024	1,836.82	1,836.82		06/30/24	120MAIN
06/14/24	Batch 06/14/2024	306,679.03	306,679.03		06/30/24	120MAIN
06/17/24	Batch 06/17/2024	818.74	818.74		06/30/24	120MAIN

Selection Grouped by Org, Cash Object, Statement Date - Sorted by Item date, Item #, (Org = 120, Cash Object IN ('11011'), Bank Statement Date = 6/30/2024, Uncleared Only? = No)



Statement Date 06/30/2024

Cash Object 11011

Status Posted

Journal Entry #

Cleared Deposits (continued)

Deposited	Deposit #	Deposit Amount	Cleared Amount	Difference	Cleared	Bank Acct
06/18/24	Batch 06/18/2024	423.44	423.44		06/30/24	120MAIN
06/20/24	Batch 06/20/2024	53,013.49	53,013.49		06/30/24	120MAIN
06/24/24	Batch 06/24/2024	85,219.88	85,219.88		06/30/24	120MAIN
06/26/24	Batch 06/26/2024	14,511.55	14,511.55		06/30/24	120MAIN
06/28/24	Batch 06/28/2024	97,181.83	97,181.83		06/30/24	120MAIN
		559,709.58	559,709.58			

Analyzed Business Checking - PF

Account number [REDACTED] 4978 ■ June 1, 2024 - June 30, 2024 ■ Page 1 of 3



CEASAR CHAVEZ COMMUNITY SCHOOL
 OPERATING ACCOUNT
 1325 PALOMAS DR SE
 ALBUQUERQUE NM 87108-4718

Questions?

Call your Customer Service Officer or Client Services
 1-800-AT WELLS (1-800-289-3557)
 5:00 AM TO 6:00 PM Pacific Time Monday - Friday

Online: wellsfargo.com

Write: Wells Fargo Bank, N.A. (585)
 P.O. Box 6995
 Portland, OR 97228-6995

Account summary

Analyzed Business Checking - PF

Account number	Beginning balance	Total credits	Total debits	Ending balance
[REDACTED] 4978	\$2,383,212.25	\$559,905.68	-\$458,426.43	\$2,484,691.50

Credits

Deposits

Effective date	Posted date	Amount	Transaction detail
06/20	06/21	196.10	Reversal of Check Posted 6-20-24 Reposted 6-21-24 as Serial 0000014555 Our Ref: 6-20-24 00000000
		\$196.10	Total deposits

Electronic deposits/bank credits

Effective date	Posted date	Amount	Transaction detail
	06/03	24.80	State of NEW Mex Vndr Pymt Nmap0001990003 USDA March 2024-State USDA March 2024-State
	06/05	1,836.82	State of NEW Mex Vndr Pymt Nmap0001994627 USDA April 2024 USDA April 2024
	06/14	24.80	State of NEW Mex Vndr Pymt Nmap0002006668 USDA April 2024-State USDA April 2024-State
	06/14	27,575.50	State of NEW Mex Vndr Pymt Nmap0002006709 512-000-2324-27407-0004 27407 Family Income Index
	06/14	279,078.73	State of NEW Mex Vndr Pymt Nmap0002006721 11000 Seg June 2024 11000 Seg June 2024
	06/17	818.74	Sandoval County ACH Paymen 1366655 May 2024 Dist APS Hb-33
	06/18	423.44	Sandoval County ACH Paymen 1367379 May 2024 Dist APS Sb-9
	06/20	53,013.49	Bernalillo Count Distr_Pymt Cesar Chavez Community
	06/24	2,485.09	State of NEW Mex Vndr Pymt Nmap0002012892 512-000-2324-24189-0006 24189 Student Support and
	06/24	32,929.75	State of NEW Mex Vndr Pymt Nmap0002013013 24-00005 24-00005
	06/24	49,805.04	State of NEW Mex Vndr Pymt Nmap0002012890 512-000-2324-24330-0004 24330 ARP Esser III 3/1/2



Electronic deposits/bank credits (continued)

<i>Effective date</i>	<i>Posted date</i>	<i>Amount</i>	<i>Transaction detail</i>
	06/26	14,511.55	State of NEW Mex Vndr Pymt Nmap0002014371 512-000-2324-24101-0005 24101 Title I Part A - Es
	06/28	414.14	State of NEW Mex Vndr Pymt Nmap0002017794 512-000-2324-24189-0007 24189 Student Support and
	06/28	2,208.41	State of NEW Mex Vndr Pymt Nmap0002018240 USDA May 2024 USDA May 2024
	06/28	3,148.13	State of NEW Mex Vndr Pymt Nmap0002016914 512-000-2324-24154-0001 24154 Teacher/Principal T
	06/28	4,590.03	State of NEW Mex Vndr Pymt Nmap0002016873 512-000-2324-27407-0005 27407 Family Income Index
	06/28	7,452.00	State of NEW Mex Vndr Pymt Nmap0002017677 512-000-2324-24174-0002 24174 Carl D Perkins Seco
	06/28	36,100.29	State of NEW Mex Vndr Pymt Nmap0002017044 512-000-2324-24330-0005 24330 ARP Esser III 6/1/2
	06/28	43,268.83	State of NEW Mex Vndr Pymt Nmap0002017045 512-000-2324-27502-0002 27502 Career Technical Ed
		\$559,709.58	Total electronic deposits/bank credits
		\$559,905.68	Total credits

Debits

Electronic debits/bank debits

<i>Effective date</i>	<i>Posted date</i>	<i>Amount</i>	<i>Transaction detail</i>
	06/05	200.00	WT Seq457395 U.S Omni - Tsacg Compli /Bnf=U.S Omni - Tsacg Compliance Services Inc, A Srf# Gw00000068279334 Trn#240605457395 Rfb# 605
	06/05	3,926.94	WT Seq454955 State of NEW Mexico, NE /Bnf=State of NEW Mexico, NEW Mexico Retiree Hea Srf# Gw00000068270123 Trn#240605454955 Rfb# 604
	06/05	21,312.22	WT Seq454947 State of NEW Mexico, Pu /Bnf=State of NEW Mexico, Public Schools Insuran Srf# Gw00000068269887 Trn#240605454947 Rfb# 603
	06/06	3,807.64 <	Business to Business ACH Debit - Tax_Rev_Wwt_Ecks Trd Pmnt 240605 1463670400 Cesar Chavez Community
	06/06	7,484.52 <	Business to Business ACH Debit - Tax_Rev_Lwg_Ecks Trd Pmnt 240605 1697822336 Eliseo J Guajardo
	06/06	37,763.95 <	Business to Business ACH Debit - Nmerb Web Pay 240605 02336 Cesar Chavez Community
	06/07	43,053.23	ACH Prep Origintn - Cesar Chavez Com - File 1200948759 Coid 1200948759
	06/10	13,935.39 <	Business to Business ACH Debit - IRS Usatxpymt 061024 270456291774372 Cesar Chavez Community
	06/12	19,077.33	WT Fed#08376 Bokf NA /Ftr/Bnf=Cesar Chavez Comm. Sch. Ed. Found. Srf# Gw00000068424821 Trn#240612153294 Rfb# 606
	06/13	435.00	Cabq Online Perm Cabqpermit B24164 2Sq66J92Jf5D0NH Tani Arness
	06/24	71,478.74	ACH Prep Origintn - Cesar Chavez Com - File 1200948759 Coid 1200948759
	06/25	30,342.93 <	Business to Business ACH Debit - IRS Usatxpymt 062524 270457764649357 Cesar Chavez Community
	06/26	200.00	WT Seq453743 U.S Omni - Tsacg Compli /Bnf=U.S Omni - Tsacg Compliance Services Inc, A Srf# Gw00000068713131 Trn#240626453743 Rfb# 607
	06/26	9,135.68	WT Seq457289 State of NEW Mexico, NE /Bnf=State of NEW Mexico, NEW Mexico Retiree Hea Srf# Gw00000068725757 Trn#240626457289 Rfb# 608



Electronic debits/bank debits (continued)

<i>Effective date</i>	<i>Posted date</i>	<i>Amount</i>	<i>Transaction detail</i>
	06/27	87,854.79 <	Business to Business ACH Debit - Nmerb Web Pay 240626 02336 Cesar Chavez Community
	06/28	1,247.42 <	Business to Business ACH Debit - Tax_Rev_Lwg_Ecks Trd Pmnt 240626 1661013632 Eliseo J Guajardo
	06/28	5,832.03 <	Business to Business ACH Debit - Tax_Rev_Wwt_Ecks Trd Pmnt 240626 xxxxx8576 Cesar Chavez Community
		\$357,087.81	Total electronic debits/bank debits

< *Business to Business ACH: If this is a business account, this transaction has a return time frame of one business day from post date. This time frame does not apply to consumer accounts.*

Checks paid

<i>Number</i>	<i>Amount</i>	<i>Date</i>	<i>Number</i>	<i>Amount</i>	<i>Date</i>	<i>Number</i>	<i>Amount</i>	<i>Date</i>
1455	196.10	06/20	14528	139.91	06/06	14560	4,270.12	06/21
14452*	43.68	06/03	14529	1,108.78	06/05	14561	1,225.28	06/12
14499*	238.28	06/05	14530	296.10	06/04	14562	5,001.33	06/20
14506*	6,995.64	06/17	14545*	378.15	06/21	14563	502.12	06/27
14511*	207.09	06/03	14546	17,559.79	06/21	14564	50.00	06/21
14514*	1,592.22	06/03	14547	83.94	06/20	14565	736.00	06/21
14515	112.78	06/03	14548	1,510.57	06/21	14566	146.15	06/21
14516	21.00	06/03	14549	748.45	06/20	14567	1,589.28	06/21
14517	766.31	06/03	14551*	118.63	06/24	14569*	14,699.79	06/25
14518	2,583.00	06/04	14552	1,514.82	06/24	14570	683.14	06/27
14519	212.18	06/04	14554*	826.00	06/21	14572*	19.98	06/24
14520	221.00	06/04	14555	196.10	06/21	14573	120.10	06/26
14521	161.44	06/04	14556	2,950.50	06/24	14574	1,875.00	06/26
14522	371.26	06/07	14557	220.24	06/21	14575	20,988.70	06/24
14526*	5,267.49	06/03	14558	75.00	06/20	14589*	1,225.28	06/27
14527	175.19	06/25	14559	1,314.71	06/21			
		\$101,338.62	Total checks paid					

* *Gap in check sequence.*

\$458,426.43 Total debits

Daily ledger balance summary

<i>Date</i>	<i>Balance</i>	<i>Date</i>	<i>Balance</i>	<i>Date</i>	<i>Balance</i>
05/31	2,383,212.25	06/12	2,219,944.85	06/21	2,538,743.08
06/03	2,375,226.48	06/13	2,219,509.85	06/24	2,526,891.59
06/04	2,371,752.76	06/14	2,526,188.88	06/25	2,481,673.68
06/05	2,346,803.36	06/17	2,520,011.98	06/26	2,484,854.45
06/06	2,297,607.34	06/18	2,520,435.42	06/27	2,394,589.12
06/07	2,254,182.85	06/20	2,567,344.09	06/28	2,484,691.50
06/10	2,240,247.46				
Average daily ledger balance		\$2,416,847.29			