

**Cesar Chavez Community School  
Financial Update  
February 15, 2023**

**A. BARs**

<u>BAR #</u>	<u>Fund Description</u>	<u>Reason/Type</u>	<u>Amount</u>
<u>1</u> 2223-0013-I	24330 - ARP ESSER III	Increase	\$ 16,531.00
<u>2</u> 2223-0014-I	11000 - Operational	Feb SEG Adjustment - Increase	\$ 31,911.00
<u>3</u> 2223-0015-IB	27414 - HB285 Autism Award	Initial Budget	\$ 1,612.00

**B. Payroll & Accounts Payable Payment Vouchers**

1 December 2022

**C. Financial Statement Reports - as of December 31, 2022**

1 Financial Analysis

2 Bank Reconciliations

**D. Other**

Must submit backup for all BARs, except transfers of funds for SEG or direct grants

**STATE OF NEW MEXICO**  
**PUBLIC EDUCATION DEPARTMENT**  
 300 Don Gaspar Santa Fe, NM 87501-2786  
**Budget Adjustment Request**

Doc. ID: 512-000-2223-0013-I

Fund Type: Flowthrough

Adjustment Type: Increase

Fiscal Year: 2022-2023

Entity Name: Cesar Chavez Community School

Adjustment Changes Intent/Scope of Program Yes or No?: No

Contact: Erik Perez, Business Manager

Total Approved Budget (Flowthrough):

Phone: 505-600-5577

Email: erik@k12accounting.com

<b>FLOWTHROUGH ONLY</b>	
Budget Period: Jul 1 2022 12:00AM	To: Jun 30 2023 12:00AM
A. Approved Carryover:	
B. Total Current Year Allocation:	
D. Total Funding Available:	

Revenue 24330.0000.44500 \$16,531

Fund	Function	Object	Program	Location	Job Class	Present Budget	Adj Amt Exp	Adj Budget	ADD'L FTE
24330 24330 - ARP ESSER III CDFA 84.425U	1000 Instruction	52311 Health and Medical Premiums	1010 Regular Education (PreK-12) Programs	512001 Cesar Chavez Community School-Admin Office	1411 Teachers-Grades 1-12		\$13,539	\$13,539	
24330 24330 - ARP ESSER III CDFA 84.425U	1000 Instruction	52312 Life	1010 Regular Education (PreK-12) Programs	512001 Cesar Chavez Community School-Admin Office	1411 Teachers-Grades 1-12		\$13	\$13	
24330 24330 - ARP ESSER III CDFA 84.425U	1000 Instruction	52313 Dental	1010 Regular Education (PreK-12) Programs	512001 Cesar Chavez Community School-Admin Office	1411 Teachers-Grades 1-12		\$294	\$294	
24330 24330 - ARP ESSER III CDFA 84.425U	1000 Instruction	52314 Vision	1010 Regular Education (PreK-12) Programs	512001 Cesar Chavez Community School-Admin Office	1411 Teachers-Grades 1-12		\$36	\$36	
24330 24330 - ARP ESSER III CDFA 84.425U	1000 Instruction	52315 Disability	1010 Regular Education (PreK-12) Programs	512001 Cesar Chavez Community School-Admin Office	1411 Teachers-Grades 1-12		\$105	\$105	
24330 24330 - ARP ESSER III CDFA 84.425U	1000 Instruction	52500 Unemployment Compensation	1010 Regular Education (PreK-12) Programs	512001 Cesar Chavez Community School-Admin Office	1411 Teachers-Grades 1-12		\$14	\$14	
24330 24330 - ARP ESSER III CDFA 84.425U	1000 Instruction	52720 Workers Compensation Employer's Fee	1010 Regular Education (PreK-12) Programs	512001 Cesar Chavez Community School-Admin Office	1411 Teachers-Grades 1-12		\$2	\$2	
24330 24330 - ARP ESSER III CDFA 84.425U	2100 Support Services-Students	52111 Educational Retirement	0000 No Program	512001 Cesar Chavez Community School-Admin Office	1214 Guidance Counselors/Social Workers	\$6,643	\$624	\$7,267	
24330 24330 - ARP ESSER III CDFA 84.425U	2100 Support Services-Students	52111 Educational Retirement	0000 No Program	512001 Cesar Chavez Community School-Admin Office	1218 School/Student Support		\$326	\$326	

24330 24330 - ARP ESSER III CDFA 84.425U	2100 Support Services-Students	52112 ERA - Retiree Health	0000 No Program	512001 Cesar Chavez Community School-Admin Office	1218 School/Student Support		\$38			
24330 24330 - ARP ESSER III CDFA 84.425U	2100 Support Services-Students	52112 ERA - Retiree Health	0000 No Program	512001 Cesar Chavez Community School-Admin Office	1214 Guidance Counselors/So cial Workers	\$742	\$106	\$848		
24330 24330 - ARP ESSER III CDFA 84.425U	2100 Support Services-Students	52210 FICA Payments	0000 No Program	512001 Cesar Chavez Community School-Admin Office	1214 Guidance Counselors/So cial Workers	\$2,301	\$226	\$2,527		
24330 24330 - ARP ESSER III CDFA 84.425U	2100 Support Services-Students	52210 FICA Payments	0000 No Program	512001 Cesar Chavez Community School-Admin Office	1218 School/Student Support		\$114	\$114		
24330 24330 - ARP ESSER III CDFA 84.425U	2100 Support Services-Students	52220 Medicare Payments	0000 No Program	512001 Cesar Chavez Community School-Admin Office	1214 Guidance Counselors/So cial Workers	\$538	\$53	\$591		
24330 24330 - ARP ESSER III CDFA 84.425U	2100 Support Services-Students	52220 Medicare Payments	0000 No Program	512001 Cesar Chavez Community School-Admin Office	1218 School/Student Support		\$27	\$27		
24330 24330 - ARP ESSER III CDFA 84.425U	2100 Support Services-Students	52311 Health and Medical Premiums	0000 No Program	512001 Cesar Chavez Community School-Admin Office	1214 Guidance Counselors/So cial Workers	\$3,310	\$348	\$3,658		
24330 24330 - ARP ESSER III CDFA 84.425U	2100 Support Services-Students	52311 Health and Medical Premiums	0000 No Program	512001 Cesar Chavez Community School-Admin Office	1218 School/Student Support		\$142	\$142		
24330 24330 - ARP ESSER III CDFA 84.425U	2100 Support Services-Students	52313 Dental	0000 No Program	512001 Cesar Chavez Community School-Admin Office	1214 Guidance Counselors/So cial Workers	\$80	\$8	\$88		
24330 24330 - ARP ESSER III CDFA 84.425U	2100 Support Services-Students	52313 Dental	0000 No Program	512001 Cesar Chavez Community School-Admin Office	1218 School/Student Support		\$8	\$8		
24330 24330 - ARP ESSER III CDFA 84.425U	2100 Support Services-Students	52314 Vision	0000 No Program	512001 Cesar Chavez Community School-Admin Office	1218 School/Student Support		\$2	\$2		
24330 24330 - ARP ESSER III CDFA 84.425U	2100 Support Services-Students	52314 Vision	0000 No Program	512001 Cesar Chavez Community School-Admin Office	1214 Guidance Counselors/So cial Workers	\$35	\$4	\$39		
24330 24330 - ARP ESSER III CDFA 84.425U	2100 Support Services-Students	52500 Unemployment Compensation	0000 No Program	512001 Cesar Chavez Community School-Admin Office	1214 Guidance Counselors/So cial Workers	\$63	\$3	\$66		

24330 24330 - ARP ESSER III CDFA 84.425U	2600 Operation & Maintenance of Plant	54416 Communication Services	0000 No Program	512001 Cesar Chavez Community School-Admin Office	0000 No Job Class		\$499	<del>\$499</del>	4 of 49
						Sub Total	\$16,531		
						Indirect Cost			
						DOC. TOTAL	\$16,531		

**Justification:**

Increase BAR

Compliance with Sections 10-15-1 and 22-8-12, NMSA, 1978 Compilation:

A. The requested budget/changes were authorized at a scheduled Board of Education or Governance Council meeting open to the public on:

B. Justification for the transfer: Explanation such as "underbudgeted", "insufficient budget", or "needed to close out Project" ARE NOT ACCEPTABLE. Attach additional sheets if necessary.

ALL TRANSFER BARS MUST NET OUT TO ZERO ON THE DOC. TOTAL LINE.

Must submit backup for all BARs, except transfers of funds for SEG or direct grants

**STATE OF NEW MEXICO**  
**PUBLIC EDUCATION DEPARTMENT**  
 300 Don Gaspar Santa Fe, NM 87501-2786  
**Budget Adjustment Request**

Doc. ID: 512-000-2223-0014-I  
 Fund Type: General Fund / Capital Outlay / Debt Service

Adjustment Type: Increase

Fiscal Year: 2022-2023

Entity Name: Cesar Chavez Community School

Adjustment Changes Intent/Scope of Program Yes or No?: No

Contact: Erik Perez, Business Manager

Total Approved Budget (Flowthrough):

Phone: 505-600-5577

Email: erik@k12accounting.com

<b>FLOWTHROUGH ONLY</b>	
Budget Period: Jul 1 2022 12:00AM	To: Jun 30 2023 12:00AM
A. Approved Carryover:	
B. Total Current Year Allocation:	
D. Total Funding Available:	

Revenue 11000.0000.43101 \$31,911

Fund	Function	Object	Program	Location	Job Class	Present Budget	Adj Amt Exp	Adj Budget	ADD'L FTE
11000 Operational	1000 Instruction	51300 Additional Compensation	1010 Regular Education (PreK-12) Programs	512001 Cesar Chavez Community School-Admin Office	1711 Instructional Assistants - Grades 1-12	\$8,000	\$2,501	\$10,501	
11000 Operational	1000 Instruction	52111 Educational Retirement	1010 Regular Education (PreK-12) Programs	512001 Cesar Chavez Community School-Admin Office	1711 Instructional Assistants - Grades 1-12	\$1,361	\$2,699	\$4,060	
11000 Operational	1000 Instruction	52111 Educational Retirement	2000 Special Programs	512001 Cesar Chavez Community School-Admin Office	1412 Teachers-Special Education	\$30,246	\$2,762	\$33,008	
11000 Operational	1000 Instruction	52112 ERA - Retiree Health	1010 Regular Education (PreK-12) Programs	512001 Cesar Chavez Community School-Admin Office	1711 Instructional Assistants - Grades 1-12	\$160	\$314	\$474	
11000 Operational	1000 Instruction	52112 ERA - Retiree Health	2000 Special Programs	512001 Cesar Chavez Community School-Admin Office	1412 Teachers-Special Education	\$3,531	\$319	\$3,850	
11000 Operational	1000 Instruction	52210 FICA Payments	1010 Regular Education (PreK-12) Programs	512001 Cesar Chavez Community School-Admin Office	1711 Instructional Assistants - Grades 1-12	\$496	\$931	\$1,427	
11000 Operational	1000 Instruction	52210 FICA Payments	2000 Special Programs	512001 Cesar Chavez Community School-Admin Office	1412 Teachers-Special Education	\$10,946	\$391	\$11,337	
11000 Operational	1000 Instruction	52220 Medicare Payments	2000 Special Programs	512001 Cesar Chavez Community School-Admin Office	1412 Teachers-Special Education	\$2,561	\$91	\$2,652	
11000 Operational	1000 Instruction	52220 Medicare Payments	1010 Regular Education (PreK-12) Programs	512001 Cesar Chavez Community School-Admin Office	1711 Instructional Assistants - Grades 1-12	\$118	\$216	\$334	
11000 Operational	1000 Instruction	52220 Medicare Payments	0000 No Program	512001 Cesar Chavez Community School-Admin Office	1611 Substitutes-Sick Leave		\$2	\$2	
11000 Operational	1000 Instruction	52311 Health and Medical Premiums	1010 Regular Education (PreK-12) Programs	512001 Cesar Chavez Community School-Admin Office	1711 Instructional Assistants - Grades 1-12	\$1,196	\$256	\$1,452	

11000 Operational	1000 Instruction	53330 Professional Development	1010 Regular Education (PreK-12) Programs	512001 Cesar Chavez Community School-Admin Office	0000 No Job Class		\$620	<del>\$620</del>	6 of 49
11000 Operational	1000 Instruction	53414 Other Services	1010 Regular Education (PreK-12) Programs	512001 Cesar Chavez Community School-Admin Office	0000 No Job Class		\$3	\$3	
11000 Operational	1000 Instruction	53711 Other Charges	1010 Regular Education (PreK-12) Programs	512001 Cesar Chavez Community School-Admin Office	0000 No Job Class	\$1,650	\$523	\$2,173	
11000 Operational	1000 Instruction	56112 Other Instructional Materials	1010 Regular Education (PreK-12) Programs	512001 Cesar Chavez Community School-Admin Office	0000 No Job Class		\$6,820	\$6,820	
11000 Operational	1000 Instruction	56113 Software	1010 Regular Education (PreK-12) Programs	512001 Cesar Chavez Community School-Admin Office	0000 No Job Class	\$12,000	\$7,756	\$19,756	
11000 Operational	1000 Instruction	56119 Supply Assets (\$5,000 or less).	1010 Regular Education (PreK-12) Programs	512001 Cesar Chavez Community School-Admin Office	0000 No Job Class	\$500	\$443	\$943	
11000 Operational	2100 Support Services-Students	52111 Educational Retirement	0000 No Program	512001 Cesar Chavez Community School-Admin Office	1217 Secretarial/Clerical/Technical Assistants	\$8,147	\$85	\$8,232	
11000 Operational	2100 Support Services-Students	52111 Educational Retirement	0000 No Program	512001 Cesar Chavez Community School-Admin Office	1218 School/Student Support	\$20,032	\$345	\$20,377	
11000 Operational	2100 Support Services-Students	52112 ERA - Retiree Health	0000 No Program	512001 Cesar Chavez Community School-Admin Office	1217 Secretarial/Clerical/Technical Assistants	\$950	\$10	\$960	
11000 Operational	2100 Support Services-Students	52112 ERA - Retiree Health	0000 No Program	512001 Cesar Chavez Community School-Admin Office	1218 School/Student Support	\$2,336	\$41	\$2,377	
11000 Operational	2100 Support Services-Students	53211 Diagnosticians - Contracted	2000 Special Programs	512001 Cesar Chavez Community School-Admin Office	0000 No Job Class	\$22,000	\$4,783	\$26,783	
Sub Total							\$31,911		
<b>Indirect Cost</b>									
<b>DOC. TOTAL</b>							\$31,911		

**Justification:**

Feb SEG Increase BAR

Compliance with Sections 10-15-1 and 22-8-12, NMSA, 1978 Compilation:

A. The requested budget/changes were authorized at a scheduled Board of Education or Governance Council meeting open to the public on:

B. Justification for the transfer: Explanation such as "underbudgeted", "insufficient budget", or "needed to close out Project" ARE NOT ACCEPTABLE. Attach additional sheets if necessary.

ALL TRANSFER BARS MUST NET OUT TO ZERO ON THE DOC. TOTAL LINE.

Must submit backup for all BARs, except transfers of funds for SEG or direct grants

**STATE OF NEW MEXICO**  
**PUBLIC EDUCATION DEPARTMENT**  
 300 Don Gaspar Santa Fe, NM 87501-2786  
**Budget Adjustment Request**

Doc. ID: 512-000-2223-0015-IB

Fund Type: Capital Outlay

Adjustment Type: Initial Budget

Fiscal Year: 2022-2023

Entity Name: Cesar Chavez Community School

Adjustment Changes Intent/Scope of Program Yes or No?: No

Contact: Erik Perez, Business Manager

Total Approved Budget (Flowthrough):

Phone: 505-600-5577

Email: erik@k12accounting.com

<b>FLOWTHROUGH ONLY</b>
Budget Period: Jul 1 2022 12:00AM      To: Jun 30 2023 12:00AM A. Approved Carryover: B. Total Current Year Allocation: D. Total Funding Available:

Revenue 27414.0000.43202      \$1,612

Fund	Function	Object	Program	Location	Job Class	Present Budget	Adj Amt Exp	Adj Budget	ADD'L FTE
27414 2022 SB TBD Pediatric Autism/Special Needs Classroom Equipment	4000 Capital Outlay	56119 Supply Assets (\$5,000 or less).	0000 No Program	512001 Cesar Chavez Community School-Admin Office	0000 No Job Class		\$1,612	\$1,612	
						Sub Total	\$1,612		
						Indirect Cost			
						<b>DOC. TOTAL</b>	\$1,612		

**Justification:**

Initial Budget BAR

Compliance with Sections 10-15-1 and 22-8-12, NMSA, 1978 Compilation:

A. The requested budget/changes were authorized at a scheduled Board of Education or Governance Council meeting open to the public on:

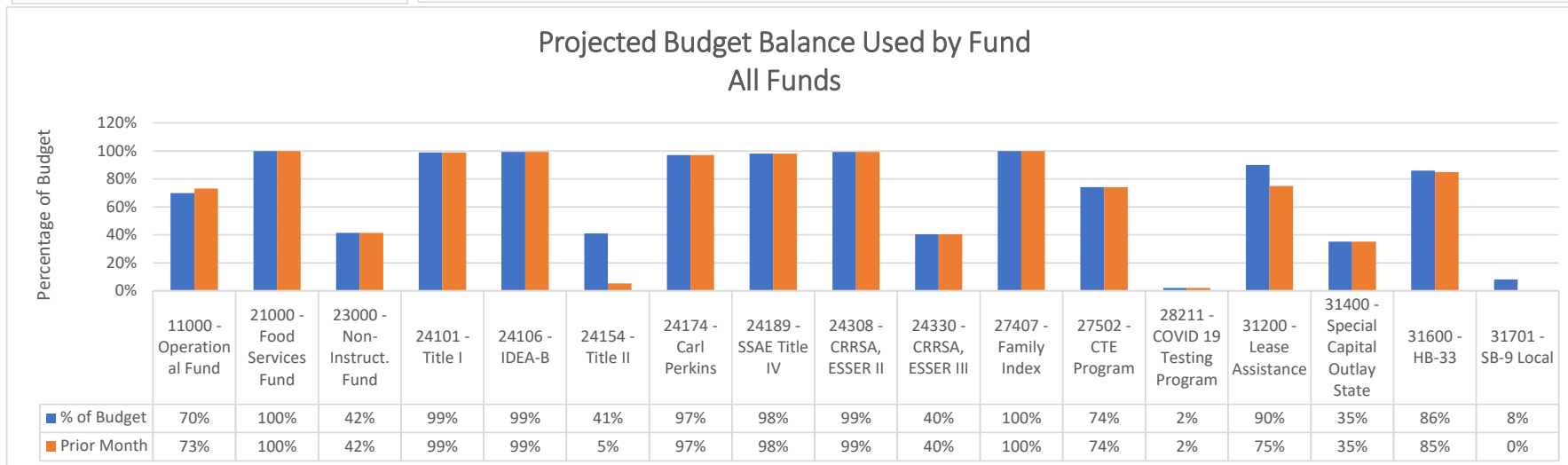
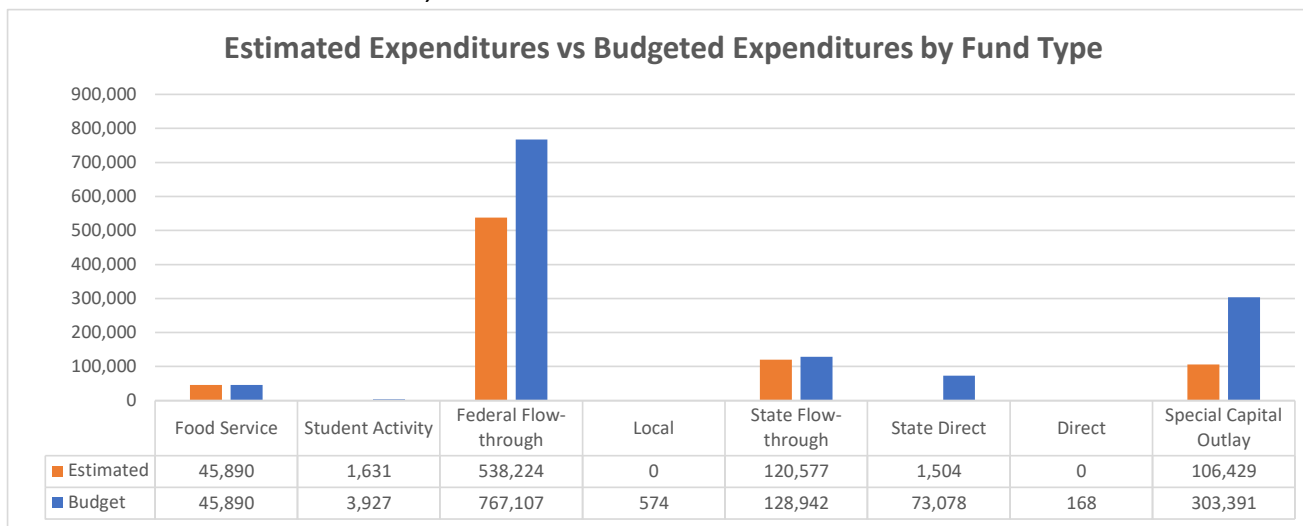
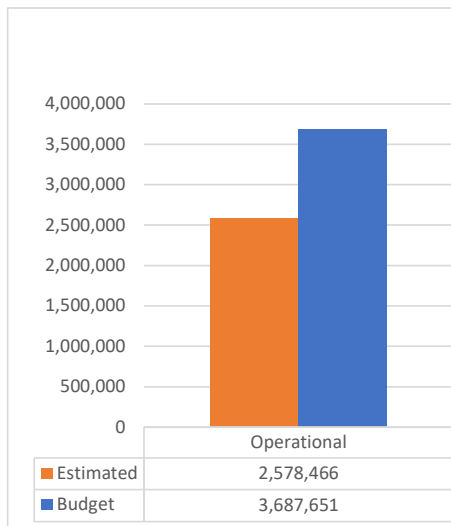
B. Justification for the transfer: Explanation such as "underbudgeted", "insufficient budget", or "needed to close out Project" ARE NOT ACCEPTABLE. Attach additional sheets if necessary.

ALL TRANSFER BARS MUST NET OUT TO ZERO ON THE DOC. TOTAL LINE.

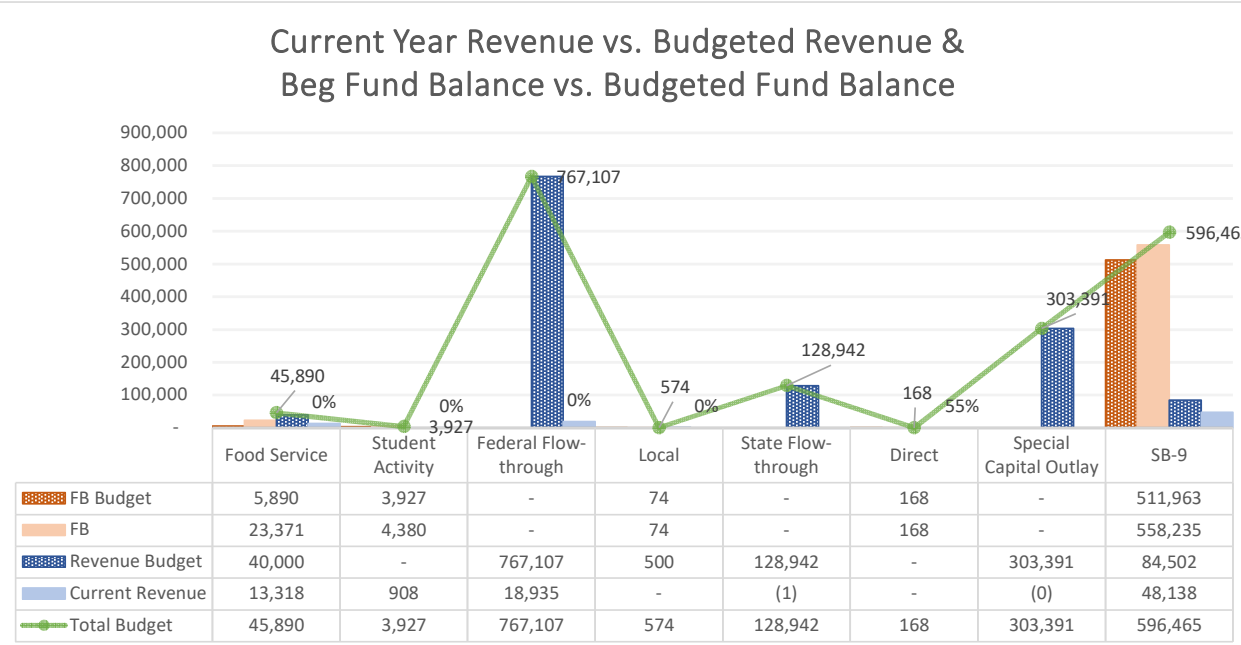
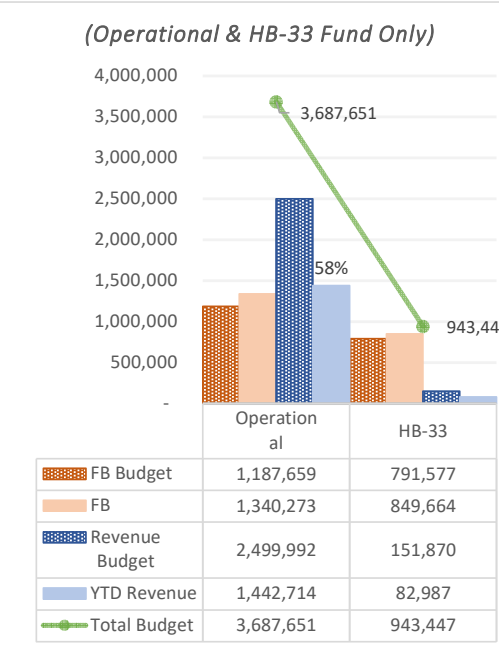
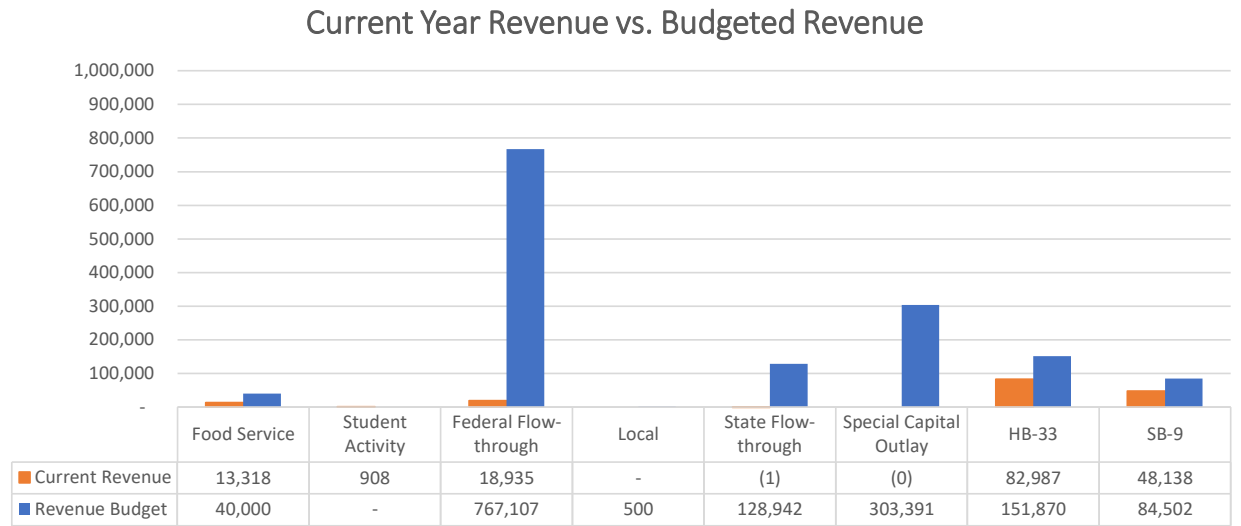
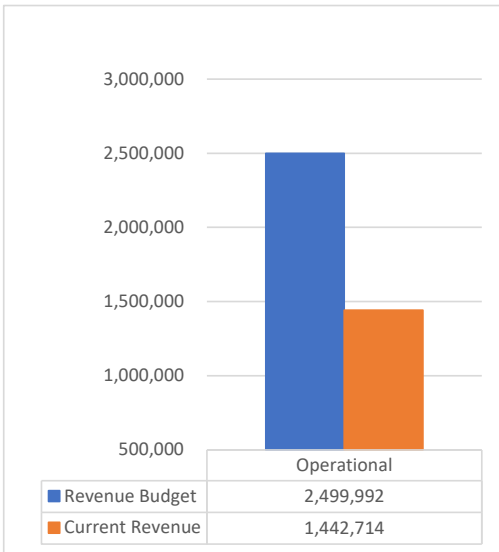
# Cesar Chavez Community School

## Expenditure Analytical Review

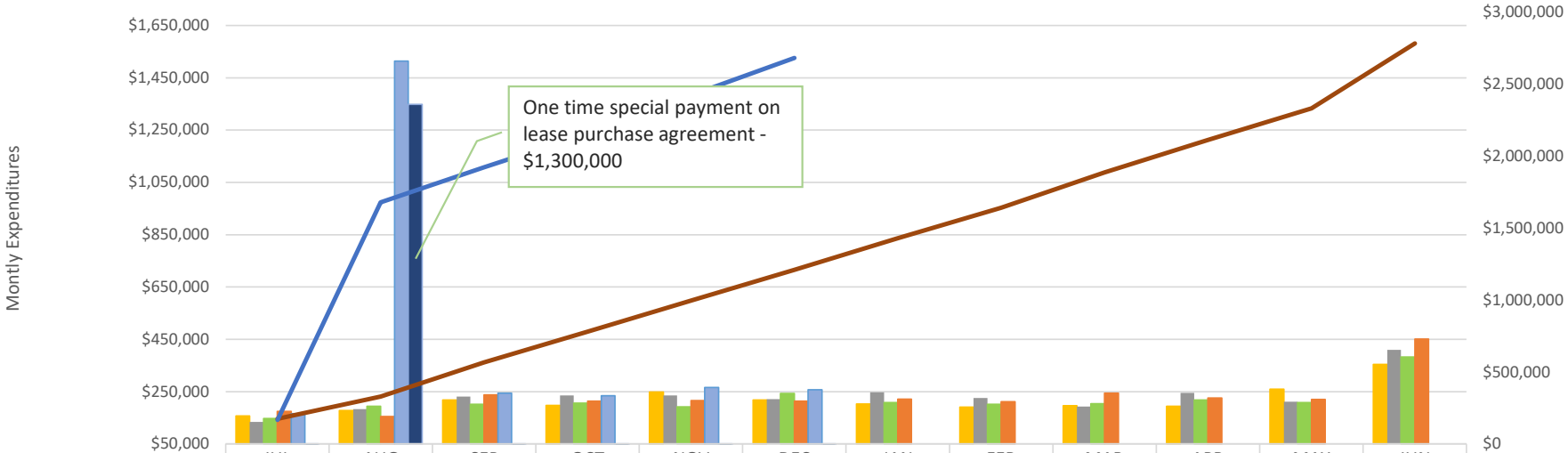
December 31, 2022





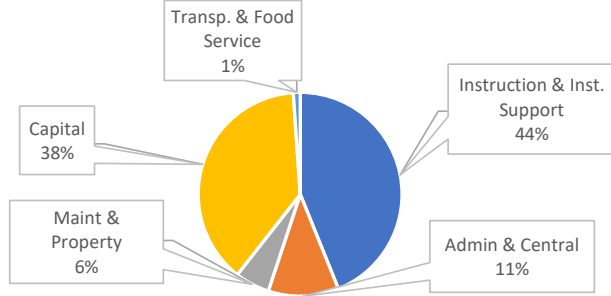


### Yearly Expenditure Comparison by Month - All Funds

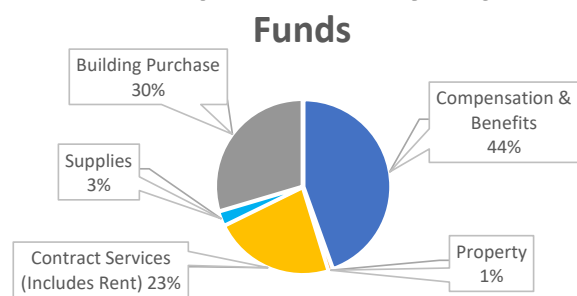


	JUL	AUG	SEP	OCT	NOV	DEC	JAN	FEB	MAR	APR	MAY	JUN
2018/2019	\$157,336	\$178,124	\$218,087	\$197,529	\$248,551	\$218,090	\$203,174	\$190,529	\$196,757	\$193,933	\$259,969	\$354,577
2019/2020	\$134,593	\$183,117	\$230,967	\$235,254	\$235,913	\$221,046	\$247,751	\$225,609	\$192,644	\$245,131	\$212,029	\$409,935
2020/2021	\$146,788	\$193,621	\$201,567	\$206,435	\$191,743	\$242,615	\$208,239	\$202,214	\$203,663	\$218,418	\$208,192	\$382,718
2021/2022	\$174,250	\$154,657	\$237,922	\$213,328	\$215,427	\$214,021	\$221,286	\$211,638	\$243,855	\$226,061	\$220,439	\$450,564
2022/2023	\$165,606	\$1,514,177	\$244,041	\$234,270	\$266,280	\$257,813						
Monthly Change	\$0	\$1,348,572	-\$1,270,137	-\$9,771	\$32,010	-\$8,467						
YTD PY	\$174,250	\$328,908	\$566,829	\$780,157	\$995,585	\$1,209,606	\$1,430,892	\$1,642,531	\$1,886,386	\$2,112,447	\$2,332,886	\$2,783,449
YTD	\$165,606	\$1,679,783	\$1,923,823	\$2,158,093	\$2,424,373	\$2,682,186						

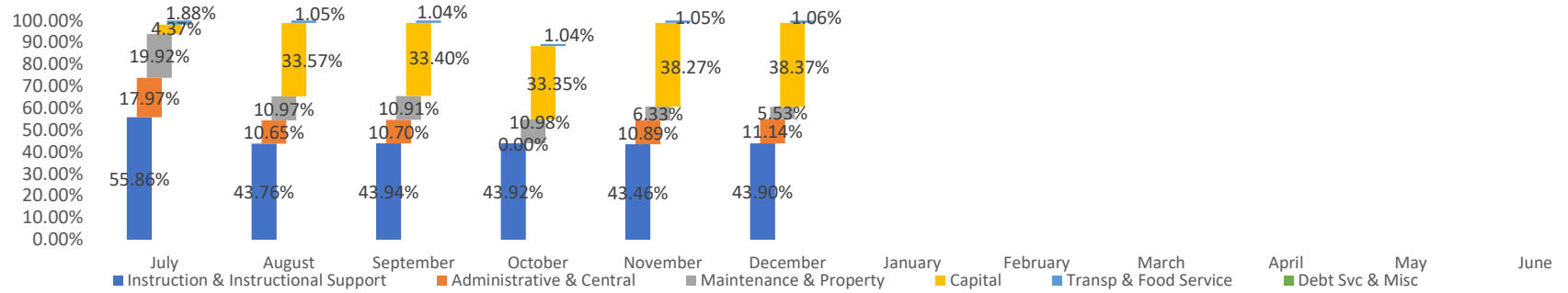
### Estimated Expenditures by Function - All Funds



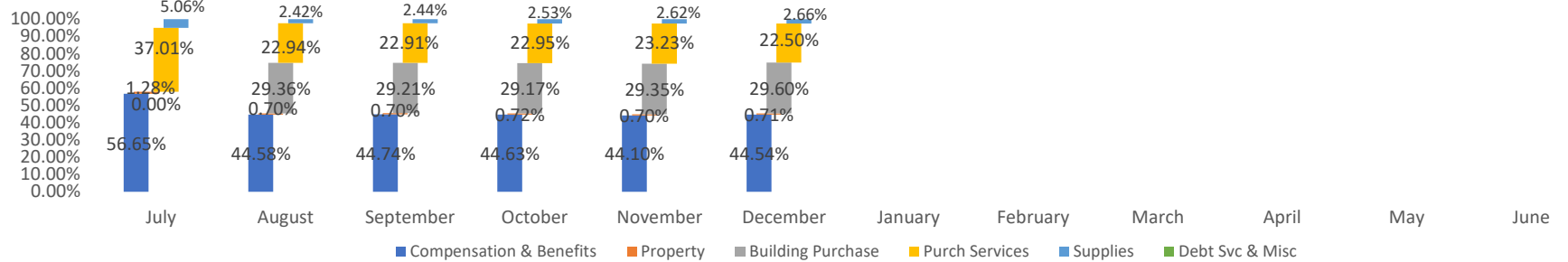
### Estimated Expenditures by Object - All Funds



### Function Code Change in Percentage by Month (All Funds - Exp & Encumbrance)



### Object Code Change in Percentage by Month (All Funds - Exp & Encumbrance)





## Checks Dated 12/01/2022 through 12/31/2022

Check Number	Check Date	Pay to the Order of	Check Amount
13543	12/02/2022	ACES	10,366.90
13544	12/02/2022	AJF Enterprise Inc	776.60
13545	12/02/2022	Century Link	650.55
13546	12/02/2022	Charter School Nursing	1,810.20
13547	12/02/2022	Dry Fly Enterprises, Inc	3,556.45
13548	12/02/2022	Everett, Nathan	119.88
13549	12/02/2022	LaBarge Landscape	1,050.57
13550	12/02/2022	Lockbox Services - #0138408 , Powerschool Group LLC	868.22
13551	12/02/2022	PNM	691.52
13552	12/02/2022	SRSNM LLC	1,781.11
13553	12/02/2022	Verizon Wireless	254.17
13554	12/02/2022	Verizon Wireless	40.01
13559	12/06/2022	IBOSS, INC	1,995.05
13561	12/13/2022	ABCWUA	22.26
13562	12/13/2022	AJF Enterprise Inc	1,124.03
13563	12/13/2022	Arness, Tani	4,097.95
13564	12/13/2022	CCCS Education Foundation	19,077.33
13565	12/13/2022	Century Link	102.37
13566	12/13/2022	Century Link	116.06
13567	12/13/2022	Charter School Testing Svcs.	1,293.00
13568	12/13/2022	Cooperative Educational Services	1,043.61
13569	12/13/2022	Crystal Springs Bottled Water	12.93
13570	12/13/2022	DMH Law LLC	2,693.75
13571	12/13/2022	Dry Fly Enterprises, Inc	26,208.83
13572	12/13/2022	LSG and Associates Inc	1,012.50
13573	12/13/2022	SG Consulting Services, LLC	538.75
13574	12/13/2022	Siarza Social Digital LLC	218.03
13575	12/13/2022	TSA Consulting Group, Inc.	50.00
13576	12/13/2022	ABCWUA	322.38
13577	12/13/2022	EM3 Networks, LLC	131.47
13578	12/13/2022	Lang, David	395.00
13579	12/13/2022	Pitney Bowes	207.09
13581	12/21/2022	ABCWUA	19.11
13582	12/21/2022	LaBarge Landscape	140.08
13583	12/21/2022	LSG and Associates Inc	993.75
13584	12/21/2022	PCSNM	200.00
13585	12/21/2022	Sam's Club & Wal-mart	768.59
13586	12/21/2022	Wells Fargo Financial Leasing	1,589.34
13587	12/21/2022	ACR LLC	458.75
13588	12/30/2022	Dry Fly Enterprises, Inc	3,556.45
13589	12/30/2022	SRSNM LLC	1,781.11
13590	12/30/2022	Waste Management of New Mexico	244.00
13591	12/14/2022	NM Educational Retirement Board	32,935.21
13592	12/06/2022	NM RHC	3,547.79
13593	12/21/2022	NM Taxation/Revenue Department	3,384.87
13611	12/06/2022	NMPSIA	19,433.38
<b>Total Number of Checks</b>			<b>46</b>
			<b>151,681.00</b>

The preceding Checks have been issued in accordance with the District's Policy and authorization of the Board of Trustees. It is recommended that the preceding Checks be approved.

## Checks Dated 12/01/2022 through 12/31/2022

Check Number	Check Date	Pay to the Order of	Check Amount
--------------	------------	---------------------	--------------

## Fund Recap

<u>Fund</u>	<u>Description</u>	<u>Check Count</u>	<u>Expensed Amount</u>
11000	Operational Fund	41	82,970.48
23000	Non-Instruct. Fund	1	761.41
24101	Title I - IASA	4	2,346.56
24106	IDEA-B Entitlement	4	1,540.98
24154	Teach./Princp. Train & Recruit	1	395.00
24174	Carl Perkins Second. - Current	4	196.87
24189	SSAE Title IV	4	288.02
24308	CRRSA, ESSER II	5	9,514.27
24330	CRRSA, ESSER III	6	4,870.82
27407	Family Income Index	4	3,379.20
27502	Next Gen CTE	4	131.23
31200	Public School Capital Outlay	1	13,083.58
31400	Special Capital Outlay State	1	26,208.83
31600	Capital Improv. HB 33	1	1,078.87
31701	Capital Improv. SB9 Local	1	4,914.88
	Total Number of Checks	<b>46</b>	151,681.00
	Less Unpaid Tax Liability		.00
	<b>Net (Check Amount)</b>		<b>151,681.00</b>

The preceding Checks have been issued in accordance with the District's Policy and authorization of the Board of Trustees. It is recommended that the preceding Checks be approved.

Bank Account 120MAIN - Wells Fargo Operating Account

Payment Id	Comment						
Check # 13543	11000	12/02/2022	Check Amt	10,366.90	Status Cleared	ACES (001522/2)	
10225		Business Manager Services				11000- 2500- 54320- 0000- 512001- 0000- 00000	10,366.90
Check # 13544	11000	12/02/2022	Check Amt	776.60	Status Cleared	AJF Enterprise Inc (010154/1)	
10773		Security Services				11000- 2600- 55915- 0000- 512001- 0000- 00000	776.60
Check # 13545	11000	12/02/2022	Check Amt	650.55	Status Printed	Century Link (001355/1)	
616988396		Phone, Fax Service				11000- 2600- 54416- 0000- 512001- 0000- 00000	650.55
Check # 13546	11000	12/02/2022	Check Amt	1,810.20	Status Cleared	Charter School Nursing (000847/1)	
12312018-495		Nurse Services				11000- 2100- 54320- 0000- 512001- 0000- 00000	1,810.20
Check # 13547	11000	12/02/2022	Check Amt	3,556.45	Status Cleared	Dry Fly Enterprises, Inc (010170/1)	
IN58519		IT Services FY23				11000- 2500- 54320- 0000- 512001- 0000- 00000	3,556.45
Check # 13548	11000	12/02/2022	Check Amt	119.88	Status Cleared	Everett, Nathan (001561/1)	
20221109		Reimbursements for facility supplies				11000- 2600- 56118- 0000- 512001- 0000- 00000	119.88
Check # 13549	11000	12/02/2022	Check Amt	1,050.57	Status Cleared	LaBarge Landscape (010003/1)	
43515		Landscaping Services				11000- 2600- 54312- 0000- 512001- 0000- 00000	565.69
43762		Landscaping Services				11000- 2600- 54312- 0000- 512001- 0000- 00000	484.88
Check # 13550	11000	12/02/2022	Check Amt	868.22	Status Cleared	Lockbox Services - #0138408 , Powerschool Group LLC (010083/4)	
INV327852		PowerSchool SIS Subscriptions				11000- 2100- 56113- 0000- 512001- 0000- 00000	868.22
Check # 13551	11000	12/02/2022	Check Amt	691.52	Status Cleared	PNM (000528/1)	
20221118		Utilities - Electricity				11000- 2600- 54411- 0000- 512001- 0000- 00000	691.52
Check # 13552	11000	12/02/2022	Check Amt	1,781.11	Status Cleared	SRSNM LLC (010125/2)	
18810		Cleaning Services				11000- 2600- 55915- 0000- 512001- 0000- 00000	1,781.11
Check # 13553	11000	12/02/2022	Check Amt	254.17	Status Cleared	Verizon Wireless (000658/1)	
9918750254		Cell Phone Services				11000- 2600- 54416- 0000- 512001- 0000- 00000	108.42
9921134383		Cell Phone Services				11000- 2600- 54416- 0000- 512001- 0000- 00000	105.74
9921134383A		Hot Spots				24330- 2600- 54416- 0000- 512001- 0000- 00000	40.01
Check # 13554	24330	12/02/2022	Check Amt	40.01	Status Cleared	Verizon Wireless (000658/1)	
9918750254A		Hot Spots				24330- 2600- 54416- 0000- 512001- 0000- 00000	40.01
* Break in sequence							
Check # 13559	24308	12/06/2022	Check Amt	1,995.05	Status Cleared	IBOSS, INC (010134/1)	
970003-104031		Software Subscription Renewal (3/1/22-2/28/23)				24308- 1000- 56113- 1010- 512001- 0000- 00000	1,995.05
* Break in sequence							
Check # 13561	11000	12/13/2022	Check Amt	22.26	Status Cleared	ABCWUA (001289/1)	
157495120076		Water Utilities				11000- 2600- 54415- 0000- 512001- 0000- 00000	11.13

Selection Sorted by Check Number, Inv #, Include Address=No, (Org = 120, Source = N, Pay To = N, Payment Method = N, Starting Check Date = 12/1/2022, Ending Check Date = 12/31/2022, Summary? = N, Sort/Group 1 = , Sort/Group 2 = )



Bank Account 120MAIN - Wells Fargo Operating Account

Payment Id	Comment					
Check # 13561	11000	12/13/2022	Check Amt	22.26	Status Cleared	ABCWUA (001289/1) - continued
157984135889		Water Utilities				11000- 2600- 54415- 0000- 512001- 0000- 00000 11.13
Check # 13562	11000	12/13/2022	Check Amt	1,124.03	Status Cleared	AJF Enterprise Inc (010154/1)
10805		Security Services				11000- 2600- 55915- 0000- 512001- 0000- 00000 1,124.03
Check # 13563	11000	12/13/2022	Check Amt	4,097.95	Status Printed	Arness, Tani (000696/1)
106634		Adverstisment Mailing				11000- 2500- 55400- 0000- 512001- 0000- 00000 4,097.95
Check # 13564	31200	12/13/2022	Check Amt	19,077.33	Status Cleared	CCCS Education Foundation (001285/1)
1150		Rent				31200- 4000- 54640- 0000- 512001- 0000- 00000 13,083.58 31600- 4000- 54640- 0000- 512001- 0000- 00000 1,078.87 31701- 4000- 54640- 0000- 512001- 0000- 00000 4,914.88
Check # 13565	11000	12/13/2022	Check Amt	102.37	Status Cleared	Century Link (001355/1)
156B 20221128		Phone, Fax Servcie				11000- 2600- 54416- 0000- 512001- 0000- 00000 102.37
Check # 13566	11000	12/13/2022	Check Amt	116.06	Status Cleared	Century Link (001355/1)
272B 20221201		Phone, Fax Servcie				11000- 2600- 54416- 0000- 512001- 0000- 00000 116.06
Check # 13567	11000	12/13/2022	Check Amt	1,293.00	Status Cleared	Charter School Testing Svcs. (000307/1)
2223052		Testing Services				11000- 2200- 55915- 0000- 512001- 0000- 00000 1,293.00
Check # 13568	11000	12/13/2022	Check Amt	1,043.61	Status Cleared	Cooperative Educational Services (000327/3)
36-045628		Diagnosticians				11000- 2100- 53211- 2000- 512001- 0000- 00000 793.43
36-045745		Diagnosticians				11000- 2100- 53211- 2000- 512001- 0000- 00000 250.18
Check # 13569	11000	12/13/2022	Check Amt	12.93	Status Cleared	Crystal Springs Bottled Water (000334/3)
442275		Bottled Water				11000- 2400- 56118- 0000- 512001- 0000- 00000 12.93
Check # 13570	11000	12/13/2022	Check Amt	2,693.75	Status Printed	DMH Law LLC (010169/1)
124		FY23 Attorney Fees				11000- 2300- 53413- 0000- 512001- 0000- 00000 2,693.75
Check # 13571	31400	12/13/2022	Check Amt	26,208.83	Status Cleared	Dry Fly Enterprises, Inc (010170/1)
IN58940		Document Conversion				31400- 4000- 53414- 0000- 512001- 0000- 00000 26,208.83
Check # 13572	11000	12/13/2022	Check Amt	1,012.50	Status Printed	LSG and Associates Inc (010013/1)
6468		SLP				11000- 2100- 53212- 2000- 512001- 0000- 00000 1,012.50
Check # 13573	11000	12/13/2022	Check Amt	538.75	Status Cleared	SG Consulting Services, LLC (001409/1)
906		Lobbyist Services FY23				11000- 2300- 55915- 0000- 512001- 0000- 00000 538.75
Check # 13574	11000	12/13/2022	Check Amt	218.03	Status Cleared	Siarza Social Digital LLC (010147/1)
122660		Advertisement for Enrollment				11000- 2500- 55400- 0000- 512001- 0000- 00000 218.03
Check # 13575	11000	12/13/2022	Check Amt	50.00	Status Cleared	TSA Consulting Group, Inc. (001363/1)
88025		Section 403B Admin. Charges				11000- 2500- 55915- 0000- 512001- 0000- 00000 50.00

Selection Sorted by Check Number, Inv #, Include Address=No, (Org = 120, Source = N, Pay To = N, Payment Method = N, Starting Check Date = 12/1/2022, Ending Check Date = 12/31/2022, Summary? = N, Sort/Group 1 = , Sort/Group 2 = )





Bank Account 120MAIN - Wells Fargo Operating Account

Payment Id	Comment					
Check # 13576	11000	12/13/2022	Check Amt	322.38	Status Cleared	ABCWUA (001289/1)
515147805804		Water Utilities				11000- 2600- 54415- 0000- 512001- 0000- 00000 322.38
Check # 13577	11000	12/13/2022	Check Amt	131.47	Status Cleared	EM3 Networks, LLC (010028/1)
14272		Internet Services				11000- 0000- 46100- 0000- 512001- 0000- 00000 1,183.24- 11000- 2600- 54416- 0000- 512001- 0000- 00000 1,314.71
Check # 13578	24154	12/13/2022	Check Amt	395.00	Status Cleared	Lang, David (001534/1)
5168997889		Professional Development				24154- - 15000- - 512001- - 395.00
Check # 13579	11000	12/13/2022	Check Amt	207.09	Status Cleared	Pitney Bowes (000762/2)
3316667114		Postage and Postal Rental				11000- 2500- 54620- 0000- 512001- 0000- 00000 207.09
* Break in sequence						
Check # 13581	11000	12/21/2022	Check Amt	19.11	Status Cleared	ABCWUA (001289/1)
505616933601		Water Utilities				11000- 2600- 54415- 0000- 512001- 0000- 00000 19.11
Check # 13582	11000	12/21/2022	Check Amt	140.08	Status Printed	LaBarge Landscape (010003/1)
43839		Landscaping Services				11000- 2600- 54312- 0000- 512001- 0000- 00000 140.08
Check # 13583	11000	12/21/2022	Check Amt	993.75	Status Printed	LSG and Associates Inc (010013/1)
6511		SLP				11000- 2100- 53212- 2000- 512001- 0000- 00000 993.75
Check # 13584	11000	12/21/2022	Check Amt	200.00	Status Printed	PCSNM (000496/2)
2022CONF-CCCS		PCSNM Governing Board Training Annual Conference				11000- 2300- 53330- 0000- 512001- 0000- 00000 200.00
Check # 13585	23000	12/21/2022	Check Amt	768.59	Status Cleared	Sam's Club & Wal-mart (000935/1)
P928000NG01F4BWA9		Fruits and snacks for in person classes				11000- 3100- 56116- 0000- 512001- 0000- 00000 7.18
P928000NJ01FFJ5DR		Thanksgiving Food Drive				23000- 1000- 56118- 9000- 512001- 0000- 00000 298.61
P928000NJ01FHKG5V		Thanksgiving Food Drive				23000- 1000- 56118- 9000- 512001- 0000- 00000 203.59
P928000NN01G9TJD4		Thanksgiving Food Drive				23000- 1000- 56118- 9000- 512001- 0000- 00000 136.52
P928000NP01GH1FNJ		Thanksgiving Food Drive				23000- 1000- 56118- 9000- 512001- 0000- 00000 122.69
Check # 13586	11000	12/21/2022	Check Amt	1,589.34	Status Cleared	Wells Fargo Financial Leasing (000647/2)
5022852344		Copy Machine Lease				11000- 2500- 54620- 0000- 512001- 0000- 00000 1,589.34
Check # 13587	11000	12/21/2022	Check Amt	458.75	Status Printed	ACR LLC (001267/2)
7261		STARS				11000- 2100- 55915- 0000- 512001- 0000- 00000 458.75
Check # 13588	11000	12/30/2022	Check Amt	3,556.45	Status Printed	Dry Fly Enterprises, Inc (010170/1)
IN58997		IT Services FY23				11000- 2500- 54320- 0000- 512001- 0000- 00000 3,556.45
Check # 13589	11000	12/30/2022	Check Amt	1,781.11	Status Printed	SRSNM LLC (010125/2)
19054		Cleaning Services				11000- 2600- 55915- 0000- 512001- 0000- 00000 1,781.11
Check # 13590	11000	12/30/2022	Check Amt	244.00	Status Printed	Waste Management of New Mexico (001428/1)

Selection Sorted by Check Number, Inv #, Include Address=No, (Org = 120, Source = N, Pay To = N, Payment Method = N, Starting Check Date = 12/1/2022, Ending Check Date = 12/31/2022, Summary? = N, Sort/Group 1 = , Sort/Group 2 = )



Bank Account 120MAIN - Wells Fargo Operating Account

Payment Id	Comment								
Check # 13590	11000	12/30/2022	Check Amt	<b>244.00</b>	Status Printed	Waste Management of New Mexico (001428/1) - continued			
035368-0573-8	Waste Mangement				11000- 2600- 54415- 0000- 512001- 0000- 00000	244.00			
Check # 13591	11000	12/14/2022	Check Amt	<b>32,935.21</b>	Status Cleared	NM Educational RetirementBoard (900005/1)			
20221110-REG	NM Educational RetirementBoard (900005/1) 11/10/2022 (REG)				11000-	- 23124-	-	-	10,890.91
					24101-	- 23124-	-	-	831.73
					24106-	- 23124-	-	-	396.57
					24174-	- 23124-	-	-	62.05
					24189-	- 23124-	-	-	80.40
					24308-	- 23124-	-	-	1,987.26
					24330-	- 23124-	-	-	1,187.07
					27407-	- 23124-	-	-	962.72
					27502-	- 23124-	-	-	41.36
20221123-REG	NM Educational RetirementBoard (900005/1) 11/23/2022 (REG)				11000-	- 23124-	-	-	10,892.31
					24101-	- 23124-	-	-	831.75
					24106-	- 23124-	-	-	396.57
					24174-	- 23124-	-	-	62.05
					24189-	- 23124-	-	-	88.45
					24308-	- 23124-	-	-	1,987.26
					24330-	- 23124-	-	-	1,232.67
					27407-	- 23124-	-	-	962.72
					27502-	- 23124-	-	-	41.36
Check # 13592	11000	12/06/2022	Check Amt	<b>3,547.79</b>	Status Cleared	NM RHC (900006/1)			
20221110-REG	NM RHC (900006/1) 11/10/2022 (REG)				11000-	- 23123-	-	-	1,173.16
					24101-	- 23123-	-	-	89.60
					24106-	- 23123-	-	-	42.72
					24174-	- 23123-	-	-	6.69
					24189-	- 23123-	-	-	8.67
					24308-	- 23123-	-	-	214.06
					24330-	- 23123-	-	-	127.87
					27407-	- 23123-	-	-	103.70
					27502-	- 23123-	-	-	4.46
20221123-REG	NM RHC (900006/1) 11/23/2022 (REG)				11000-	- 23123-	-	-	1,173.32
					24101-	- 23123-	-	-	89.60
					24106-	- 23123-	-	-	42.72
					24174-	- 23123-	-	-	6.69

Selection Sorted by Check Number, Inv #, Include Address=No, (Org = 120, Source = N, Pay To = N, Payment Method = N, Starting Check Date = 12/1/2022, Ending Check Date = 12/31/2022, Summary? = N, Sort/Group 1 = , Sort/Group 2 = )



**Bank Account 120MAIN - Wells Fargo Operating Account**

Payment Id	Comment									
Check # 13592	11000	12/06/2022	Check Amt	<b>3,547.79</b>	Status Cleared	<b>NM RHC (900006/1) - continued</b>				
20221123-REG		NM RHC (900006/1) 11/23/2022 (REG)				24189-	- 23123-	-	-	9.53
						24308-	- 23123-	-	-	214.06
						24330-	- 23123-	-	-	132.78
						27407-	- 23123-	-	-	103.70
						27502-	- 23123-	-	-	4.46
Check # 13593	11000	12/21/2022	Check Amt	<b>3,384.87</b>	Status Cleared	<b>NM Taxation/Revenue Department (900003/1)</b>				
20221110-REG		NM Taxation/Revenue Department (900003/1) 11/10/2022 (REG)				11000-	- 23142-	-	-	1,154.97
						24101-	- 23142-	-	-	49.84
						24106-	- 23142-	-	-	44.80
						24174-	- 23142-	-	-	6.99
						24189-	- 23142-	-	-	9.06
						24308-	- 23142-	-	-	213.23
						24330-	- 23142-	-	-	115.05
						27407-	- 23142-	-	-	89.62
						27502-	- 23142-	-	-	4.66
20221123-REG		NM Taxation/Revenue Department (900003/1) 11/23/2022 (REG)				11000-	- 23142-	-	-	1,152.58
						24101-	- 23142-	-	-	50.24
						24106-	- 23142-	-	-	44.80
						24174-	- 23142-	-	-	7.80
						24189-	- 23142-	-	-	10.10
						24308-	- 23142-	-	-	213.23
						24330-	- 23142-	-	-	120.96
						27407-	- 23142-	-	-	91.74
						27502-	- 23142-	-	-	5.20
* Break in sequence										
Check # 13611	11000	12/06/2022	Check Amt	<b>19,433.38</b>	Status Cleared	<b>NMPSIA (900001/1)</b>				
20221110-REG		NMPSIA (900001/1) 11/10/2022 (REG)				11000-	- 23125-	-	-	6,320.69
						24101-	- 23125-	-	-	201.90
						24106-	- 23125-	-	-	288.50
						24174-	- 23125-	-	-	30.06
						24189-	- 23125-	-	-	38.98
						24308-	- 23125-	-	-	1,345.08
						24330-	- 23125-	-	-	926.18
						27407-	- 23125-	-	-	532.49

Selection Sorted by Check Number, Inv #, Include Address=No, (Org = 120, Source = N, Pay To = N, Payment Method = N, Starting Check Date = 12/1/2022, Ending Check Date = 12/31/2022, Summary? = N, Sort/Group 1 = , Sort/Group 2 = )



**Bank Account 120MAIN - Wells Fargo Operating Account**

Payment Id	Comment							
Check # 13611	11000	12/06/2022	Check Amt	<b>19,433.38</b>	Status Cleared	<b>NMPSIA (900001/1) - continued</b>		
20221110-REG			NMPSIA (900001/1) 11/10/2022 (REG)		27502-	- 23125-	-	20.05
20221123-REG			NMPSIA (900001/1) 11/23/2022 (REG)		11000-	- 23125-	-	6,331.44
					24101-	- 23125-	-	201.90
					24106-	- 23125-	-	288.50
					24174-	- 23125-	-	14.54
					24189-	- 23125-	-	42.83
					24308-	- 23125-	-	1,345.04
					24330-	- 23125-	-	948.22
					27407-	- 23125-	-	532.49
					27502-	- 23125-	-	9.68
DP23-00006			NMPSIA Adj 2022 11		11000-	- 23125-	-	8.12
					11000- 1000- 52313- 2000- 512001- 1412- 00000			.02
					11000- 2100- 52311- 0000- 512001- 1217- 00000			.02
					11000- 2100- 52312- 4025- 512001- 1218- 00000			1.32
					11000- 2100- 52313- 4025- 512001- 1214- 00000			.02
					11000- 2100- 52315- 4025- 512001- 1214- 00000			9.47
					11000- 2300- 52311- 0000- 512001- 1111- 00000			.02
					24106- - 23125- - - - -			1.26-
					24106- 1000- 52313- 2000- 512001- 1412- 00000			.02
					24106- 1000- 52314- 2000- 512001- 1412- 00000			2.96-
					27407- 1000- 52311- 1010- 512001- 1711- 00000			.02
<b>Number of Items</b>	<b>46</b>			<b>151,681.00</b>	<b>Totals for Org 2</b>			

**Bank Account 120MAIN - Wells Fargo Operating Account**

**2022 Org Recap**

**120 - Cesar Chavez Community**

Check #	13543	through	ACH-00003121	Total Count	94	\$257,710.72
---------	-------	---------	--------------	-------------	----	--------------

24308-23011*		1,995.05-
--------------	--	-----------

24308-56113	1,995.05	
-------------	----------	--

<b>Total for Fiscal Year 2022 and Fund 24308</b>	<b>1,995.05</b>	<b>1,995.05-</b>
--	-----------------	------------------

11000-11011*		82,970.48-
--------------	--	------------

11000-23123	2,346.48	
-------------	----------	--

11000-23124	21,783.22	
-------------	-----------	--

11000-23125	12,660.25	
-------------	-----------	--

11000-23142	2,307.55	
-------------	----------	--

11000-46100		1,183.24-
-------------	--	-----------

11000-52311	.04	
-------------	-----	--

11000-52312	1.32	
-------------	------	--

11000-52313	.04	
-------------	-----	--

11000-52315	9.47	
-------------	------	--

11000-53211	1,043.61	
-------------	----------	--

11000-53212	2,006.25	
-------------	----------	--

11000-53330	200.00	
-------------	--------	--

11000-53413	2,693.75	
-------------	----------	--

11000-54312	1,190.65	
-------------	----------	--

11000-54320	19,290.00	
-------------	-----------	--

11000-54411	691.52	
-------------	--------	--

11000-54415	607.75	
-------------	--------	--

11000-54416	2,397.85	
-------------	----------	--

11000-54620	1,796.43	
-------------	----------	--

11000-55400	4,315.98	
-------------	----------	--

11000-55915	7,803.35	
-------------	----------	--

11000-56113	868.22	
-------------	--------	--

11000-56116	7.18	
-------------	------	--

11000-56118	132.81	
-------------	--------	--

<b>Totals for Fund 11000</b>	<b>84,153.72</b>	<b>84,153.72-</b>
------------------------------	------------------	-------------------

23000-11011*		761.41-
--------------	--	---------

23000-56118	761.41	
-------------	--------	--

<b>Totals for Fund 23000</b>	<b>761.41</b>	<b>761.41-</b>
------------------------------	---------------	----------------

**Bank Account 120MAIN - Wells Fargo Operating Account**

**2023 Org Recap (continued)**

**120 - Cesar Chavez Community**

Check #	13543	through	ACH-00003121	Total Count	94	\$257,710.72	(continued)
---------	-------	---------	--------------	-------------	----	--------------	-------------

	24101-11011*		2,346.56-
	24101-23123	179.20	
	24101-23124	1,663.48	
	24101-23125	403.80	
	24101-23142	100.08	
	<b>Totals for Fund 24101</b>	<b>2,346.56</b>	<b>2,346.56-</b>
	24106-11011*		1,540.98-
	24106-23123	85.44	
	24106-23124	793.14	
	24106-23125	575.74	
	24106-23142	89.60	
	24106-52313	.02	
	24106-52314		2.96-
	<b>Totals for Fund 24106</b>	<b>1,543.94</b>	<b>1,543.94-</b>
	24154-11011*		395.00-
	24154-15000	395.00	
	<b>Totals for Fund 24154</b>	<b>395.00</b>	<b>395.00-</b>
	24174-11011*		196.87-
	24174-23123	13.38	
	24174-23124	124.10	
	24174-23125	44.60	
	24174-23142	14.79	
	<b>Totals for Fund 24174</b>	<b>196.87</b>	<b>196.87-</b>
	24189-11011*		288.02-
	24189-23123	18.20	
	24189-23124	168.85	
	24189-23125	81.81	
	24189-23142	19.16	
	<b>Totals for Fund 24189</b>	<b>288.02</b>	<b>288.02-</b>
	24308-11011*		9,514.27-
	24308-23011*	1,995.05	
	24308-23123	428.12	

Selection Sorted by Check Number, Inv #, Include Address=No, (Org = 120, Source = N, Pay To = N, Payment Method = N, Starting Check Date = 12/1/2022, Ending Check Date = 12/31/2022, Summary? = N, Sort/Group 1 = , Sort/Group 2 = )



Bank Account 120MAIN - Wells Fargo Operating Account

2023 Org Recap (continued)

120 - Cesar Chavez Community

Check # 13543 through ACH-00003121 Total Count 94 \$257,710.72 (continued)

24308-23124	3,974.52	
24308-23125	2,690.12	
24308-23142	426.46	
<b>Totals for Fund 24308</b>	<b>9,514.27</b>	<b>9,514.27-</b>
24330-11011*		4,870.82-
24330-23123	260.65	
24330-23124	2,419.74	
24330-23125	1,874.40	
24330-23142	236.01	
24330-54416	80.02	
<b>Totals for Fund 24330</b>	<b>4,870.82</b>	<b>4,870.82-</b>
27407-11011*		3,379.20-
27407-23123	207.40	
27407-23124	1,925.44	
27407-23125	1,064.98	
27407-23142	181.36	
27407-52311	.02	
<b>Totals for Fund 27407</b>	<b>3,379.20</b>	<b>3,379.20-</b>
27502-11011*		131.23-
27502-23123	8.92	
27502-23124	82.72	
27502-23125	29.73	
27502-23142	9.86	
<b>Totals for Fund 27502</b>	<b>131.23</b>	<b>131.23-</b>
31200-11011*		13,083.58-
31200-54640	13,083.58	
<b>Totals for Fund 31200</b>	<b>13,083.58</b>	<b>13,083.58-</b>
31400-11011*		26,208.83-
31400-53414	26,208.83	
<b>Totals for Fund 31400</b>	<b>26,208.83</b>	<b>26,208.83-</b>
31600-11011*		1,078.87-

**Bank Account 120MAIN - Wells Fargo Operating Account**

**2023 Org Recap (continued)**

**120 - Cesar Chavez Community**

Check #	13543	through	ACH-00003121	Total Count	94	\$257,710.72	(continued)
---------	-------	---------	--------------	-------------	----	--------------	-------------

	31600-54640	1,078.87	
	<b>Totals for Fund 31600</b>	<b>1,078.87</b>	<b>1,078.87-</b>
	31701-11011*		4,914.88-
	31701-54640	4,914.88	
	<b>Totals for Fund 31701</b>	<b>4,914.88</b>	<b>4,914.88-</b>
	<b>Total for Fiscal Year 2023</b>	<b>152,867.20</b>	<b>152,867.20-</b>
	<b>Totals for Org 120</b>	<b>154,862.25</b>	<b>154,862.25-</b>
	<b>Net change to Cash 11011</b>		<b>151,681.00- Credit</b>

\* denotes System Generated entry



**Bank Account 120MAIN - Wells Fargo Operating Account**

**2023 Org Recap (continued)**

---

<b>Number of Items</b>	<b>46</b>	<b>151,681.00</b>	<b>Report Totals</b>
------------------------	-----------	-------------------	----------------------

---

# Finance Committee Documents

Balances through 12/31/2022					Fiscal Year 2022/23	
Funds- Func- Obj ct - Pr gm- Locat n- JbCl - Opt nl	Description	Adopted Budget	Revised Budget	Revenue	Account Balance	
<b>Funds 11000 - Operational, Func 0000 - NoFunctionCode</b>						
11000- 0000- 41701- 0000- 512001- 0000- 00000	Fees-Activities			30.00	30.00-	
11000- 0000- 41980- 0000- 512001- 0000- 00000	RefPriorYearExp			228.42	228.42-	
11000- 0000- 43101- 0000- 512001- 0000- 00000	StEqulzGuarantee	2,485,863.00	2,486,007.00	1,243,003.45	1,243,003.55	
11000- 0000- 46100- 0000- 512001- 0000- 00000	AccessBrdE-Rate	13,985.00	13,985.00	7,110.08	6,874.92	
<b>Total for Funds 11000, Func 0000 and Revenue accounts</b>		<b>2,499,848.00</b>	<b>2,499,992.00</b>	<b>1,250,371.95</b>	<b>1,249,620.05</b>	
<b>Funds 21000 - Food Svcs, Func 0000 - NoFunctionCode</b>						
21000- 0000- 44500- 0000- 512001- 0000- 00000	ResGtsFedThruSt	40,000.00	40,000.00	4,945.58	35,054.42	
<b>Total for Funds 21000, Func 0000 and Revenue accounts</b>		<b>40,000.00</b>	<b>40,000.00</b>	<b>4,945.58</b>	<b>35,054.42</b>	
<b>Funds 23000 - Non-InstrctSupp, Func 0000 - NoFunctionCode</b>						
23000- 0000- 41920- 0000- 512001- 0000- 00000	PrivContribsDntn			908.03	908.03-	
<b>Total for Funds 23000, Func 0000 and Revenue accounts</b>		<b>.00</b>	<b>.00</b>	<b>908.03</b>	<b>908.03-</b>	
<b>Funds 24101 - Title I - IASA, Func 0000 - NoFunctionCode</b>						
24101- 0000- 44500- 0000- 512001- 0000- 00000	ResGtsFedThruSt	95,851.00	95,851.00		95,851.00	
24101- 0000- 44504- 0000- 512001- 0000- 00000	Revenue			23,332.54	23,332.54-	
<b>Total for Funds 24101, Func 0000 and Revenue accounts</b>		<b>95,851.00</b>	<b>95,851.00</b>	<b>23,332.54</b>	<b>72,518.46</b>	
<b>Funds 24106 - IDEABEntitlemnt, Func 0000 - NoFunctionCode</b>						
24106- 0000- 44500- 0000- 512001- 0000- 00000	ResGtsFedThruSt	42,310.00	42,310.00	6,164.06	36,145.94	
24106- 0000- 44504- 0000- 512001- 0000- 00000	Revenue	4,044.00	4,044.00	26,349.89	22,305.89-	
<b>Total for Funds 24106, Func 0000 and Revenue accounts</b>		<b>46,354.00</b>	<b>46,354.00</b>	<b>32,513.95</b>	<b>13,840.05</b>	
<b>Funds 24154 - TchPrinTrainRec, Func 0000 - NoFunctionCode</b>						
24154- 0000- 44500- 0000- 512001- 0000- 00000	ResGtsFedThruSt	7,419.00	7,419.00		7,419.00	
24154- 0000- 44504- 0000- 512001- 0000- 00000	Revenue			18.72	18.72-	
<b>Total for Funds 24154, Func 0000 and Revenue accounts</b>		<b>7,419.00</b>	<b>7,419.00</b>	<b>18.72</b>	<b>7,400.28</b>	
<b>Funds 24174 - CP-Second-Curr, Func 0000 - NoFunctionCode</b>						
24174- 0000- 44500- 0000- 512001- 0000- 00000	ResGtsFedThruSt	7,529.00	7,529.00		7,529.00	
24174- 0000- 44504- 0000- 512001- 0000- 00000	Revenue			5,243.88	5,243.88-	
<b>Total for Funds 24174, Func 0000 and Revenue accounts</b>		<b>7,529.00</b>	<b>7,529.00</b>	<b>5,243.88</b>	<b>2,285.12</b>	
<b>Funds 24189 - SSAE Title IV, Func 0000 - NoFunctionCode</b>						
24189- 0000- 44500- 0000- 512001- 0000- 00000	ResGtsFedThruSt	10,000.00	10,000.00		10,000.00	
24189- 0000- 44504- 0000- 512001- 0000- 00000	Revenue			4,317.89	4,317.89-	
<b>Total for Funds 24189, Func 0000 and Revenue accounts</b>		<b>10,000.00</b>	<b>10,000.00</b>	<b>4,317.89</b>	<b>5,682.11</b>	

Selection Grouped by Account Type, Filtered by User Permissions, (Org = 120, Online/Offline = N, Period = 6, UnPosted JEs? = N, Assets and Liabilities? = N, Restricted Accts? = Y, Objct = 4, Obj Digits = 0, Page Break Lvl = )

Balances through 12/31/2022				Fiscal Year 2022/23	
Funds - Func - Obj ct - Pr gm - Locat n - Jb Cl - Opt nl	Description	Adopted Budget	Revised Budget	Revenue	Account Balance
<b>Funds 24301 - CARES Act, Func 0000 - NoFunctionCode</b>					
24301-0000-44504-0000-512001-0000-00000	Revenue			1.50	1.50-
<b>Total for Funds 24301, Func 0000 and Revenue accounts</b>		<b>.00</b>	<b>.00</b>	<b>1.50</b>	<b>1.50-</b>
<b>Funds 24308 - CRRSA, ESSER II, Func 0000 - NoFunctionCode</b>					
24308-0000-44500-0000-512001-0000-00000	ResGtsFedThruSt	228,367.00	228,367.00		228,367.00
24308-0000-44504-0000-512001-0000-00000	Revenue			15,917.86	15,917.86-
<b>Total for Funds 24308, Func 0000 and Revenue accounts</b>		<b>228,367.00</b>	<b>228,367.00</b>	<b>15,917.86</b>	<b>212,449.14</b>
<b>Funds 24316 - Air Quality R2, Func 0000 - NoFunctionCode</b>					
24316-0000-44504-0000-512001-0000-00000	Revenue			2,520.00	2,520.00-
<b>Total for Funds 24316, Func 0000 and Revenue accounts</b>		<b>.00</b>	<b>.00</b>	<b>2,520.00</b>	<b>2,520.00-</b>
<b>Funds 24330 - ESSER III, Func 0000 - NoFunctionCode</b>					
24330-0000-44500-0000-512001-0000-00000	ResGtsFedThruSt	371,587.00	371,587.00		371,587.00
24330-0000-44504-0000-512001-0000-00000	Revenue			149,901.71	149,901.71-
<b>Total for Funds 24330, Func 0000 and Revenue accounts</b>		<b>371,587.00</b>	<b>371,587.00</b>	<b>149,901.71</b>	<b>221,685.29</b>
<b>Funds 26207 - CNM Foundation, Func 0000 - NoFunctionCode</b>					
26207-0000-41921-0000-512001-0000-00000	InstCategorical	500.00	500.00		500.00
<b>Total for Funds 26207, Func 0000 and Revenue accounts</b>		<b>500.00</b>	<b>500.00</b>	<b>.00</b>	<b>500.00</b>
<b>Funds 27107 - 2012GOBondSB66, Func 0000 - NoFunctionCode</b>					
27107-0000-43204-0000-512001-0000-00000	PriorYearBalnce	6,317.00	6,317.00		6,317.00
<b>Total for Funds 27107, Func 0000 and Revenue accounts</b>		<b>6,317.00</b>	<b>6,317.00</b>	<b>.00</b>	<b>6,317.00</b>
<b>Funds 27407 - FII, Func 0000 - NoFunctionCode</b>					
27407-0000-43202-0000-512001-0000-00000	StFlowThruGrant	115,340.00	115,340.00		115,340.00
27407-0000-43204-0000-512001-0000-00000	PriorYearBalnce			37,131.83	37,131.83-
<b>Total for Funds 27407, Func 0000 and Revenue accounts</b>		<b>115,340.00</b>	<b>115,340.00</b>	<b>37,131.83</b>	<b>78,208.17</b>
<b>Funds 27502 - Next Gen CTE, Func 0000 - NoFunctionCode</b>					
27502-0000-43202-0000-512001-0000-00000	StFlowThruGrant	7,285.00	7,285.00		7,285.00
27502-0000-43204-0000-512001-0000-00000	PriorYearBalnce			7,247.67	7,247.67-
<b>Total for Funds 27502, Func 0000 and Revenue accounts</b>		<b>7,285.00</b>	<b>7,285.00</b>	<b>7,247.67</b>	<b>37.33</b>
<b>Funds 28211 - Covid-19 Test., Func 0000 - NoFunctionCode</b>					
28211-0000-43203-0000-512001-0000-00000	St.DirectGrants		73,078.00	2,741.93	70,336.07
<b>Total for Funds 28211, Func 0000 and Revenue accounts</b>		<b>.00</b>	<b>73,078.00</b>	<b>2,741.93</b>	<b>70,336.07</b>
<b>Funds 31200 - PubSchCapOutlay, Func 0000 - NoFunctionCode</b>					

Selection Grouped by Account Type, Filtered by User Permissions, (Org = 120, Online/Offline = N, Period = 6, UnPosted JEs? = N, Assets and Liabilities? = N, Restricted Accts? = Y, Objc t = 4, Obj Digits = 0, Page Break Lvl = )

Balances through 12/31/2022					Fiscal Year 2022/23	
Funds- Func- Obj ct - Pr gm- Locat n- JbCl - Opt nl	Description	Adopted Budget	Revised Budget	Revenue	Account Balance	
<b>Funds 31200 - PubSchCapOutlay, Func 0000 - NoFunctionCode</b>						
31200- 0000- 43209- 0000- 512001- 0000- 00000	PSCOC Awards		157,003.00	77,939.00	79,064.00	
<b>Total for Funds 31200, Func 0000 and Revenue accounts</b>		<b>.00</b>	<b>157,003.00</b>	<b>77,939.00</b>	<b>79,064.00</b>	
<b>Funds 31400 - SpcCapOutlaySt, Func 0000 - NoFunctionCode</b>						
31400- 0000- 43204- 0000- 512001- 0000- 00000	PriorYearBalnce	210,151.00	303,391.00	59,935.90	243,455.10	
<b>Total for Funds 31400, Func 0000 and Revenue accounts</b>		<b>210,151.00</b>	<b>303,391.00</b>	<b>59,935.90</b>	<b>243,455.10</b>	
<b>Funds 31600 - CapImprvmtsHB33, Func 0000 - NoFunctionCode</b>						
31600- 0000- 41110- 0000- 512001- 0000- 00000	AdValoremTaxDst	151,870.00	151,870.00	38,499.17	113,370.83	
<b>Total for Funds 31600, Func 0000 and Revenue accounts</b>		<b>151,870.00</b>	<b>151,870.00</b>	<b>38,499.17</b>	<b>113,370.83</b>	
<b>Funds 31700 - CapImprvmtsSB-9, Func 0000 - NoFunctionCode</b>						
31700- 0000- 43204- 0000- 512001- 0000- 00000	PriorYearBalnce	6,059.00	6,059.00		6,059.00	
<b>Total for Funds 31700, Func 0000 and Revenue accounts</b>		<b>6,059.00</b>	<b>6,059.00</b>	<b>.00</b>	<b>6,059.00</b>	
<b>Funds 31701 - CapImprvsSB9Loc, Func 0000 - NoFunctionCode</b>						
31701- 0000- 41110- 0000- 512001- 0000- 00000	AdValoremTaxDst	78,443.00	78,443.00	19,420.52	59,022.48	
<b>Total for Funds 31701, Func 0000 and Revenue accounts</b>		<b>78,443.00</b>	<b>78,443.00</b>	<b>19,420.52</b>	<b>59,022.48</b>	
<b>Total for Org 120 - Cesar Chavez Community</b>		<b>3,882,920.00</b>	<b>4,206,385.00</b>	<b>1,732,909.63</b>	<b>2,473,475.37</b>	

Balances through 12/31/2022						Fiscal Year 2022/23	
Funds- Func- Obj ct - Pr gm- Locat n- JbCl - Opt nl	Description	Adopted Budget	Revised Budget	Encumbered	Expenditure	Account Balance	
<b>Funds 11000 - Operational, Func 1000 - Instruction</b>							
11000- 1000- 51100- 0000- 512001- 1611- 00000	SalariesExpense,SubsSickL				84.00	84.00-	
11000- 1000- 51100- 1010- 512001- 1411- 00000	SalariesExpense,Teachers	293,776.00	293,776.00	142,345.49	97,097.43	54,333.08	
11000- 1000- 51100- 1010- 512001- 1711- 00000	SalariesExpense,InstAsst1			7,918.80	5,254.16	13,172.96-	
11000- 1000- 51100- 2000- 512001- 1412- 00000	SalariesExpense,Teachers	176,524.00	176,524.00	120,687.30	71,777.76	15,941.06-	
11000- 1000- 51300- 1010- 512001- 1411- 00000	AddtnlCompenstn,Teachers	28,337.00	28,337.00	11,485.35	6,466.20	10,385.45	
11000- 1000- 51300- 1010- 512001- 1711- 00000	AddtnlCompenstn,InstAsst1	8,000.00	8,000.00	6,562.65	3,937.59	2,500.24-	
11000- 1000- 51300- 4010- 512001- 1416- 00000	AddtnlCompenstn,TeachersO	5,000.00	5,000.00			5,000.00	
11000- 1000- 51300- 4040- 512001- 1411- 00000	AddtnlCompenstn,Teachers	21,000.00	21,000.00			21,000.00	
11000- 1000- 51300- 9000- 512001- 1411- 00000	AddtnlCompenstn,Teachers	825.00	825.00			825.00	
11000- 1000- 52111- 0000- 512001- 1611- 00000	EducRetirement				14.40	14.40-	
11000- 1000- 52111- 1010- 512001- 1411- 00000	EducRetirement	51,788.00	51,788.00	26,381.81	17,761.08	7,645.11	
11000- 1000- 52111- 1010- 512001- 1711- 00000	EducRetirement	1,361.00	1,361.00	2,483.55	1,576.36	2,698.91-	
11000- 1000- 52111- 2000- 512001- 1412- 00000	EducRetirement	30,246.00	30,246.00	20,697.90	12,309.87	2,761.77-	
11000- 1000- 52111- 4010- 512001- 1416- 00000	EducRetirement	858.00	858.00			858.00	
11000- 1000- 52111- 4040- 512001- 1411- 00000	EducRetirement	3,602.00	3,602.00			3,602.00	
11000- 1000- 52111- 9000- 512001- 1411- 00000	EducRetirement	143.00	143.00			143.00	
11000- 1000- 52112- 0000- 512001- 1611- 00000	ERARetireeHlth				1.68	1.68-	
11000- 1000- 52112- 1010- 512001- 1411- 00000	ERARetireeHlth	6,040.00	6,040.00	3,076.41	2,071.19	892.40	
11000- 1000- 52112- 1010- 512001- 1711- 00000	ERARetireeHlth	160.00	160.00	289.50	183.78	313.28-	
11000- 1000- 52112- 2000- 512001- 1412- 00000	ERARetireeHlth	3,531.00	3,531.00	2,413.80	1,435.58	318.38-	
11000- 1000- 52112- 4010- 512001- 1416- 00000	ERARetireeHlth	100.00	100.00			100.00	
11000- 1000- 52112- 4040- 512001- 1411- 00000	ERARetireeHlth	420.00	420.00			420.00	
11000- 1000- 52112- 9000- 512001- 1411- 00000	ERARetireeHlth	17.00	17.00			17.00	
11000- 1000- 52210- 0000- 512001- 1611- 00000	FICA Payments				5.21	5.21-	
11000- 1000- 52210- 1010- 512001- 1411- 00000	FICA Payments	19,973.00	19,973.00	9,163.53	6,121.66	4,687.81	
11000- 1000- 52210- 1010- 512001- 1711- 00000	FICA Payments	496.00	496.00	872.55	553.75	930.30-	
11000- 1000- 52210- 2000- 512001- 1412- 00000	FICA Payments	10,946.00	10,946.00	7,106.70	4,229.59	390.29-	
11000- 1000- 52210- 4010- 512001- 1416- 00000	FICA Payments	310.00	310.00			310.00	
11000- 1000- 52210- 4040- 512001- 1411- 00000	FICA Payments	1,302.00	1,302.00			1,302.00	
11000- 1000- 52210- 9000- 512001- 1411- 00000	FICA Payments	53.00	53.00			53.00	
11000- 1000- 52220- 0000- 512001- 1611- 00000	MedicarePaymnts				1.21	1.21-	
11000- 1000- 52220- 1010- 512001- 1411- 00000	MedicarePaymnts	4,674.00	4,674.00	2,143.23	1,431.66	1,099.11	
11000- 1000- 52220- 1010- 512001- 1711- 00000	MedicarePaymnts	118.00	118.00	204.30	129.59	215.89-	
11000- 1000- 52220- 2000- 512001- 1412- 00000	MedicarePaymnts	2,561.00	2,561.00	1,662.15	989.20	90.35-	
11000- 1000- 52220- 4010- 512001- 1416- 00000	MedicarePaymnts	74.00	74.00			74.00	
11000- 1000- 52220- 4040- 512001- 1411- 00000	MedicarePaymnts	305.00	305.00			305.00	

Selection Grouped by Account Type, Filtered by User Permissions, (Org = 120, Online/Offline = N, Period = 6, UnPosted JEs? = N, Assets and Liabilities? = N, Restricted Accts? = Y, Objct = 5, Obj Digits = 0, Page Break Lvl = )

Balances through 12/31/2022						Fiscal Year 2022/23	
Funds- Func- Obj ct - Pr gm- Locat n- JbCl - Opt nl	Description	Adopted Budget	Revised Budget	Encumbered	Expenditure	Account Balance	
<b>Funds 11000 - Operational, Func 1000 - Instruction (continued)</b>							
11000- 1000- 52220- 9000- 512001- 1411- 00000	MedicarePaymnts	12.00	12.00			12.00	
11000- 1000- 52311- 0000- 512001- 1611- 00000	Hth&MedPremiums	9,567.00	9,567.00			9,567.00	
11000- 1000- 52311- 1010- 512001- 1411- 00000	Hth&MedPremiums	37,267.00	37,267.00	12,935.39	10,446.93	13,884.68	
11000- 1000- 52311- 1010- 512001- 1711- 00000	Hth&MedPremiums	1,196.00	1,196.00	886.50	564.75	255.25-	
11000- 1000- 52311- 2000- 512001- 1412- 00000	Hth&MedPremiums	23,736.00	23,736.00	13,461.30	7,909.46	2,365.24	
11000- 1000- 52312- 1010- 512001- 1411- 00000	Life	233.00	233.00	60.31	41.69	131.00	
11000- 1000- 52312- 1010- 512001- 1711- 00000	Life	8.00	8.00	6.90	4.42	3.32-	
11000- 1000- 52312- 2000- 512001- 1412- 00000	Life	84.00	84.00	49.50	30.74	3.76	
11000- 1000- 52313- 0000- 512001- 1611- 00000	Dental	360.00	360.00			360.00	
11000- 1000- 52313- 1010- 512001- 1411- 00000	Dental	2,288.00	2,288.00	976.99	706.85	604.16	
11000- 1000- 52313- 1010- 512001- 1711- 00000	Dental	65.00	65.00	52.50	33.61	21.11-	
11000- 1000- 52313- 2000- 512001- 1412- 00000	Dental	930.00	930.00	578.70	330.13	21.17	
11000- 1000- 52314- 0000- 512001- 1611- 00000	Vision	119.00	119.00			119.00	
11000- 1000- 52314- 1010- 512001- 1411- 00000	Vision	355.00	355.00	163.71	113.29	78.00	
11000- 1000- 52314- 1010- 512001- 1711- 00000	Vision	13.00	13.00	11.55	7.38	5.93-	
11000- 1000- 52314- 2000- 512001- 1412- 00000	Vision	233.00	233.00	104.25	64.82	63.93	
11000- 1000- 52315- 0000- 512001- 1611- 00000	Disability	336.00	336.00			336.00	
11000- 1000- 52315- 1010- 512001- 1411- 00000	Disability	197.00	197.00		32.82	164.18	
11000- 1000- 52315- 1010- 512001- 1711- 00000	Disability	18.00	18.00	32.18	18.21	32.39-	
11000- 1000- 52315- 2000- 512001- 1412- 00000	Disability	336.00	336.00	206.25	137.50	7.75-	
11000- 1000- 52500- 0000- 512001- 1611- 00000	UnemploymntComp				.22	.22-	
11000- 1000- 52500- 1010- 512001- 1411- 00000	UnemploymntComp	388.00	388.00	302.96	1.63	83.41	
11000- 1000- 52500- 1010- 512001- 1711- 00000	UnemploymntComp	14.00	14.00	47.70	10.61	44.31-	
11000- 1000- 52500- 2000- 512001- 1412- 00000	UnemploymntComp	140.00	140.00	236.85	94.75	191.60-	
11000- 1000- 52710- 1010- 512001- 1411- 00000	WorkersCompPrem	4,006.00	4,006.00		3,704.00	302.00	
11000- 1000- 52710- 2000- 512001- 1412- 00000	WorkersCompPrem	2,407.00	2,407.00		2,407.00		
11000- 1000- 52720- 1010- 512001- 1411- 00000	WorkrsCompERFee	41.00	41.00	14.06	16.36	10.58	
11000- 1000- 52720- 1010- 512001- 1711- 00000	WorkrsCompERFee	2.00	2.00	1.62	1.68	1.30-	
11000- 1000- 52720- 2000- 512001- 1412- 00000	WorkrsCompERFee	15.00	15.00	11.50	11.42	7.92-	
11000- 1000- 53330- 1010- 512001- 0000- 00000	ProfessDevelop			68.25	551.63	619.88-	
11000- 1000- 53414- 1010- 512001- 0000- 00000	OthProfTechSvcs			2.49		2.49-	
11000- 1000- 53711- 1010- 512001- 0000- 00000	Other Charges	1,650.00	1,650.00	1,382.37	40.63	227.00	
11000- 1000- 54320- 1010- 512001- 0000- 00000	Tech-R&M	2,037.00	2,037.00			2,037.00	
11000- 1000- 54610- 1010- 512001- 0000- 00000	RentLandBldngs	2,000.00	2,000.00	2,000.00			
11000- 1000- 55819- 1010- 512001- 0000- 00000	EmpTravTeachers	250.00	250.00			250.00	
11000- 1000- 55915- 1010- 512001- 0000- 00000	OthContractSvcs	22,250.00	22,250.00	5,000.00	3,000.00	14,250.00	

Selection Grouped by Account Type, Filtered by User Permissions, (Org = 120, Online/Offline = N, Period = 6, UnPosted JEs? = N, Assets and Liabilities? = N, Restricted Accts? = Y, Objct = 5, Obj Digits = 0, Page Break Lvl = )



Balances through 12/31/2022						Fiscal Year 2022/23
Funds- Func- Obj ct - Pr gm- Locat n- JbCl - Opt nl	Description	Adopted Budget	Revised Budget	Encumbered	Expenditure	Account Balance
<b>Funds 11000 - Operational, Func 1000 - Instruction (continued)</b>						
11000- 1000- 56105- 1010- 512001- 0000- 00000	InstMats-Opr	1,500.00	1,500.00			1,500.00
11000- 1000- 56105- 3000- 512001- 0000- 00000	InstMats-Opr	1,450.00	1,450.00			1,450.00
11000- 1000- 56106- 1010- 512001- 0000- 00000	OthClassMats-Op	25,849.00	25,849.00			25,849.00
11000- 1000- 56112- 1010- 512001- 0000- 00000	Other Textbooks			2,446.50	4,169.95	6,616.45-
11000- 1000- 56113- 1010- 512001- 0000- 00000	Software	12,000.00	12,000.00	12,000.00	4,864.85	4,864.85-
11000- 1000- 56118- 1010- 512001- 0000- 00000	GenSuppliesMats	16,000.00	16,144.00	1,341.72	258.28	14,544.00
11000- 1000- 56119- 1010- 512001- 0000- 00000	SupplAssets<\$5k	500.00	500.00		342.88	157.12
<b>Total for Func 1000 and Expense accounts</b>		<b>842,392.00</b>	<b>842,536.00</b>	<b>419,877.07</b>	<b>273,351.44</b>	<b>149,307.49</b>
<b>Funds 11000 - Operational, Func 2100 - SuppSvcStudnts</b>						
11000- 2100- 51100- 0000- 512001- 1217- 00000	SalariesExpense,SecClerTe	47,500.00	47,500.00	26,000.00	22,000.00	500.00-
11000- 2100- 51100- 0000- 512001- 1218- 00000	SalariesExpense,SchlStude	116,800.00	116,800.00	63,916.71	54,895.87	2,012.58-
11000- 2100- 51100- 4025- 512001- 1214- 00000	SalariesExpense,Couns-Soc	129,700.00	129,700.00	40,250.10	41,603.06	47,846.84
11000- 2100- 51100- 4025- 512001- 1218- 00000	SalariesExpense,SchlStude	65,000.00	65,000.00	35,208.42	27,083.40	2,708.18
11000- 2100- 52111- 0000- 512001- 1217- 00000	EducRetirement	8,147.00	8,147.00	4,459.00	3,773.00	85.00-
11000- 2100- 52111- 0000- 512001- 1218- 00000	EducRetirement	20,032.00	20,032.00	10,961.73	9,414.65	344.38-
11000- 2100- 52111- 4025- 512001- 1214- 00000	EducRetirement	22,244.00	22,244.00	6,902.85	7,134.89	8,206.26
11000- 2100- 52111- 4025- 512001- 1218- 00000	EducRetirement	11,149.00	11,149.00	6,038.24	4,644.80	465.96
11000- 2100- 52112- 0000- 512001- 1217- 00000	ERARetireeHlth	950.00	950.00	520.00	440.00	10.00-
11000- 2100- 52112- 0000- 512001- 1218- 00000	ERARetireeHlth	2,336.00	2,336.00	1,278.29	1,097.88	40.17-
11000- 2100- 52112- 4025- 512001- 1214- 00000	ERARetireeHlth	2,594.00	2,594.00	805.05	832.12	956.83
11000- 2100- 52112- 4025- 512001- 1218- 00000	ERARetireeHlth	1,300.00	1,300.00	704.21	541.70	54.09
11000- 2100- 52210- 0000- 512001- 1217- 00000	FICA Payments	2,945.00	2,945.00	1,523.73	1,290.39	130.88
11000- 2100- 52210- 0000- 512001- 1218- 00000	FICA Payments	7,242.00	7,242.00	3,626.74	3,121.29	493.97
11000- 2100- 52210- 4025- 512001- 1214- 00000	FICA Payments	8,042.00	8,042.00	2,282.70	2,418.92	3,340.38
11000- 2100- 52210- 4025- 512001- 1218- 00000	FICA Payments	4,030.00	4,030.00	2,106.65	1,632.06	291.29
11000- 2100- 52220- 0000- 512001- 1217- 00000	MedicarePaymnts	689.00	689.00	356.33	301.78	30.89
11000- 2100- 52220- 0000- 512001- 1218- 00000	MedicarePaymnts	1,695.00	1,695.00	848.12	729.94	116.94
11000- 2100- 52220- 4025- 512001- 1214- 00000	MedicarePaymnts	1,881.00	1,881.00	533.85	565.72	781.43
11000- 2100- 52220- 4025- 512001- 1218- 00000	MedicarePaymnts	943.00	943.00	492.70	381.69	68.61
11000- 2100- 52311- 0000- 512001- 1217- 00000	Hth&MedPremiums	5,845.00	5,845.00	3,165.63	2,637.32	42.05
11000- 2100- 52311- 0000- 512001- 1218- 00000	Hth&MedPremiums	22,427.00	22,427.00	12,139.14	10,186.65	101.21
11000- 2100- 52311- 4025- 512001- 1214- 00000	Hth&MedPremiums	21,840.00	21,840.00	7,670.40	5,586.45	8,583.15
11000- 2100- 52311- 4025- 512001- 1218- 00000	Hth&MedPremiums	5,032.00	5,032.00	2,714.14	1,740.45	577.41
11000- 2100- 52312- 0000- 512001- 1217- 00000	Life	57.00	57.00	17.16	14.52	25.32
11000- 2100- 52312- 0000- 512001- 1218- 00000	Life	114.00	114.00	34.32	29.44	50.24
11000- 2100- 52312- 4025- 512001- 1214- 00000	Life	114.00	114.00	19.80	25.08	69.12

Selection Grouped by Account Type, Filtered by User Permissions, (Org = 120, Online/Offline = N, Period = 6, UnPosted JE? = N, Assets and Liabilities? = N, Restricted Accts? = Y, Objct = 5, Obj Digits = 0, Page Break Lvl = )



Balances through 12/31/2022						Fiscal Year 2022/23
Funds- Func- Obj ct - Pr gm- Locat n- JbCl - Opt nl	Description	Adopted Budget	Revised Budget	Encumbered	Expenditure	Account Balance
<b>Funds 11000 - Operational, Func 2100 - Supp Svcs Studnts (continued)</b>						
11000-2100-52312-4025-512001-1218-00000	Life	57.00	57.00	17.16	10.56	29.28
11000-2100-52313-0000-512001-1217-00000	Dental	241.00	241.00	130.13	110.11	.76
11000-2100-52313-0000-512001-1218-00000	Dental	840.00	840.00	454.35	387.45	1.80-
11000-2100-52313-4025-512001-1214-00000	Dental	818.00	818.00	285.75	231.56	300.69
11000-2100-52313-4025-512001-1218-00000	Dental	242.00	242.00	130.13	94.38	17.49
11000-2100-52314-0000-512001-1217-00000	Vision	53.00	53.00	28.47	24.09	.44
11000-2100-52314-0000-512001-1218-00000	Vision	106.00	106.00	56.94	48.84	.22
11000-2100-52314-4025-512001-1214-00000	Vision	208.00	208.00	55.05	46.17	106.78
11000-2100-52314-4025-512001-1218-00000	Vision	53.00	53.00	28.47	20.65	3.88
11000-2100-52315-0000-512001-1218-00000	Disability	155.00	155.00	92.37	72.03	9.40-
11000-2100-52315-4025-512001-1214-00000	Disability	539.00	539.00	163.35	137.78	237.87
11000-2100-52500-0000-512001-1217-00000	UnemploymntComp	95.00	95.00	85.80	15.40	6.20-
11000-2100-52500-0000-512001-1218-00000	UnemploymntComp	190.00	190.00	169.85	24.48	4.33-
11000-2100-52500-4025-512001-1214-00000	UnemploymntComp	190.00	190.00	94.76	57.58	37.66
11000-2100-52500-4025-512001-1218-00000	UnemploymntComp	96.00	96.00	94.73		1.27
11000-2100-52710-0000-512001-1217-00000	WorkersCompPrem	648.00	648.00		648.00	
11000-2100-52710-0000-512001-1218-00000	WorkersCompPrem	1,593.00	1,593.00		1,593.00	
11000-2100-52710-4025-512001-1214-00000	WorkersCompPrem	1,769.00	1,769.00		1,769.00	
11000-2100-52710-4025-512001-1218-00000	WorkersCompPrem	887.00	887.00		887.00	
11000-2100-52720-0000-512001-1217-00000	WorkrsCompERFee	10.00	10.00	4.60	4.60	.80
11000-2100-52720-0000-512001-1218-00000	WorkrsCompERFee	20.00	20.00	9.20	9.20	1.60
11000-2100-52720-4025-512001-1214-00000	WorkrsCompERFee	20.00	20.00	4.60	9.20	6.20
11000-2100-52720-4025-512001-1218-00000	WorkrsCompERFee	10.00	10.00	4.60	4.60	.80
11000-2100-53211-2000-512001-0000-00000	DiagsContracted	22,000.00	22,000.00	32,340.89	5,659.11	16,000.00-
11000-2100-53212-2000-512001-0000-00000	SpeechThrpsCont	9,000.00	9,000.00	5,711.08	3,993.75	704.83-
11000-2100-53213-2000-512001-0000-00000	OccThrpstCont	4,000.00	4,000.00	5,295.17		1,295.17-
11000-2100-53215-2000-512001-0000-00000	PsychologtsCont	20,000.00	20,000.00	5,700.00	300.00	14,000.00
11000-2100-53330-0000-512001-0000-00000	ProfessDevelop				130.00	130.00-
11000-2100-53414-0000-512001-0000-00000	OthProfTechSvcs			25,000.00	2,413.60	27,413.60-
11000-2100-54320-0000-512001-0000-00000	Tech-R&M	20,118.00	20,118.00	10,988.42	6,715.98	2,413.60
11000-2100-55915-0000-512001-0000-00000	OthContractSvcs	3,776.00	3,776.00	2,003.98	1,835.00	62.98-
11000-2100-56113-0000-512001-0000-00000	Software	25,000.00	25,000.00		3,098.64	21,901.36
11000-2100-56118-0000-512001-0000-00000	GenSuppliesMats	1,000.00	1,000.00	465.24	334.76	200.00
11000-2100-56118-2000-512001-0000-00000	GenSuppliesMats	200.00	200.00	2.22	80.73	117.05
<b>Total for Func 2100 and Expense accounts</b>		<b>624,582.00</b>	<b>624,582.00</b>	<b>323,993.32</b>	<b>234,890.32</b>	<b>65,698.36</b>

**Funds 11000 - Operational, Func 2200 - Suppt Svcs Inst**

Selection Grouped by Account Type, Filtered by User Permissions, (Org = 120, Online/Offline = N, Period = 6, UnPosted JEs? = N, Assets and Liabilities? = N, Restricted Accts? = Y, Objct = 5, Obj Digits = 0, Page Break Lvl = )

SCHOOLABILITY  
Page 4 of 14

Balances through 12/31/2022						Fiscal Year 2022/23
Funds- Func- Obj ct - Pr gm- Locat n- Jb Cl - Opt nl	Description	Adopted Budget	Revised Budget	Encumbered	Expenditure	Account Balance
<b>Funds 11000 - Operational, Func 2200 - Suppt Svcs Inst</b>						
11000- 2200- 53330- 0000- 512001- 0000- 00000	ProfessDevelop	1,000.00	1,000.00			1,000.00
11000- 2200- 55915- 0000- 512001- 0000- 00000	OthContractSvcs	10,000.00	10,000.00	6,155.00	5,172.00	1,327.00-
11000- 2200- 56113- 0000- 512001- 0000- 00000	Software	4,000.00	4,000.00	4,000.00		
11000- 2200- 56118- 0000- 512001- 0000- 00000	GenSuppliesMats	1,852.00	1,852.00	2,596.47	311.50	1,055.97-
<b>Total for Func 2200 and Expense accounts</b>		<b>16,852.00</b>	<b>16,852.00</b>	<b>12,751.47</b>	<b>5,483.50</b>	<b>1,382.97-</b>
<b>Funds 11000 - Operational, Func 2300 - SupptSvcs-Admin</b>						
11000- 2300- 51100- 0000- 512001- 1111- 00000	SalariesExpense,Superinte	105,824.00	105,824.00	57,321.42	48,502.74	.16-
11000- 2300- 52111- 0000- 512001- 1111- 00000	EducRetirement	18,149.00	18,149.00	9,830.60	8,318.20	.20
11000- 2300- 52112- 0000- 512001- 1111- 00000	ERARetireeHlth	2,117.00	2,117.00	1,146.34	969.98	.68
11000- 2300- 52210- 0000- 512001- 1111- 00000	FICA Payments	6,562.00	6,562.00	3,472.04	2,938.93	151.03
11000- 2300- 52220- 0000- 512001- 1111- 00000	MedicarePaymnts	1,535.00	1,535.00	811.98	687.30	35.72
11000- 2300- 52311- 0000- 512001- 1111- 00000	Hth&MedPremiums	5,377.00	5,377.00	2,991.04	2,491.87	105.91-
11000- 2300- 52312- 0000- 512001- 1111- 00000	Life	52.00	52.00	16.25	13.75	22.00
11000- 2300- 52313- 0000- 512001- 1111- 00000	Dental	111.00	111.00	61.49	52.03	2.52-
11000- 2300- 52314- 0000- 512001- 1111- 00000	Vision	49.00	49.00	26.91	22.77	.68-
11000- 2300- 52500- 0000- 512001- 1111- 00000	UnemploymntComp	88.00	88.00	89.48		1.48-
11000- 2300- 52710- 0000- 512001- 1111- 00000	WorkersCompPrem	1,443.00	1,443.00		1,443.00	
11000- 2300- 52720- 0000- 512001- 1111- 00000	WorkrsCompERFee	9.00	9.00	4.34	4.34	.32
11000- 2300- 53330- 0000- 512001- 0000- 00000	ProfessDevelop			150.00	200.00	350.00-
11000- 2300- 53411- 0000- 512001- 0000- 00000	Auditing	15,858.00	15,858.00	4,556.82	11,300.82	.36
11000- 2300- 53413- 0000- 512001- 0000- 00000	Legal	25,000.00	25,000.00	11,528.12	13,471.88	
11000- 2300- 53711- 0000- 512001- 0000- 00000	Other Charges	200.00	200.00			200.00
11000- 2300- 55400- 0000- 512001- 0000- 00000	Advertising	10,000.00	10,000.00	4,721.66	24.08	5,254.26
11000- 2300- 55812- 0000- 512001- 0000- 00000	Board Training	1,000.00	1,000.00			1,000.00
11000- 2300- 55915- 0000- 512001- 0000- 00000	OthContractSvcs	8,650.00	8,650.00	6,925.00	2,692.75	967.75-
<b>Total for Func 2300 and Expense accounts</b>		<b>202,024.00</b>	<b>202,024.00</b>	<b>103,653.49</b>	<b>93,134.44</b>	<b>5,236.07</b>
<b>Funds 11000 - Operational, Func 2400 - SupSvcsSchAdmin</b>						
11000- 2400- 51100- 0000- 512001- 1217- 00000	SalariesExpense,SecClerTe	38,000.00	38,000.00	21,125.00	17,875.00	1,000.00-
11000- 2400- 51300- 0000- 512001- 1217- 00000	AddtnlCompenstn,SecClerTe	5,125.00	5,125.00	1,354.21	1,145.87	2,624.92
11000- 2400- 52111- 0000- 512001- 1217- 00000	EducRetirement	7,398.00	7,398.00	3,855.28	3,262.16	280.56
11000- 2400- 52112- 0000- 512001- 1217- 00000	ERARetireeHlth	863.00	863.00	449.54	380.38	33.08
11000- 2400- 52210- 0000- 512001- 1217- 00000	FICA Payments	2,676.00	2,676.00	1,381.64	1,169.08	125.28
11000- 2400- 52220- 0000- 512001- 1217- 00000	MedicarePaymnts	627.00	627.00	323.18	273.46	30.36
11000- 2400- 52312- 0000- 512001- 1217- 00000	Life	57.00	57.00	17.16	14.52	25.32
11000- 2400- 52313- 0000- 512001- 1217- 00000	Dental	719.00	719.00	389.22	329.34	.44
11000- 2400- 52314- 0000- 512001- 1217- 00000	Vision	119.00	119.00	64.35	54.45	.20

Selection Grouped by Account Type, Filtered by User Permissions, (Org = 120, Online/Offline = N, Period = 6, UnPosted JEs? = N, Assets and Liabilities? = N, Restricted Accts? = Y, Objct = 5, Obj Digits = 0, Page Break Lvl = )

Balances through 12/31/2022						Fiscal Year 2022/23
Funds- Func- Obj ct - Pr gm- Locat n- JbCl - Opt nl	Description	Adopted Budget	Revised Budget	Encumbered	Expenditure	Account Balance
<b>Funds 11000 - Operational, Func 2400 - SupSvcsSchAdmin (continued)</b>						
11000-2400-52500-0000-512001-1217-00000	UnemploymntComp	95.00	95.00	74.10	14.15	6.75
11000-2400-52710-0000-512001-1217-00000	WorkersCompPrem	518.00	518.00		518.00	
11000-2400-52720-0000-512001-1217-00000	WorkrsCompERFee	10.00	10.00	4.60	4.60	.80
11000-2400-53330-0000-512001-0000-00000	ProfessDevelop			470.00		470.00-
11000-2400-53414-1010-512001-0000-00000	OthProfTechSvcs			58.35		58.35-
11000-2400-53711-0000-512001-0000-00000	Other Charges	100.00	100.00	100.00		
11000-2400-54311-0000-512001-0000-00000	MntRepFrnFixEqp				749.48	749.48-
11000-2400-55813-0000-512001-0000-00000	EmpTravNonTeach	1,000.00	1,000.00	60.03		939.97
11000-2400-55915-0000-512001-0000-00000	OthContractSvcs	800.00	800.00	600.00		200.00
11000-2400-56113-1010-512001-0000-00000	Software			2.59		2.59-
11000-2400-56118-0000-512001-0000-00000	GenSuppliesMats	6,512.00	6,512.00	4,216.77	141.93	2,153.30
<b>Total for Func 2400 and Expense accounts</b>		<b>64,619.00</b>	<b>64,619.00</b>	<b>34,546.02</b>	<b>25,932.42</b>	<b>4,140.56</b>
<b>Funds 11000 - Operational, Func 2500 - Central Svcs</b>						
11000-2500-53330-0000-512001-0000-00000	ProfessDevelop	3,000.00	2,500.00			2,500.00
11000-2500-53711-0000-512001-0000-00000	Other Charges	298.00	298.00	298.00	88.00	88.00-
11000-2500-54320-0000-512001-0000-00000	Tech-R&M	164,547.00	164,547.00	93,537.51	73,593.05	2,583.56-
11000-2500-54620-0000-512001-0000-00000	RentlEquipVehcl	19,659.00	19,659.00	9,909.61	9,743.19	6.20
11000-2500-55400-0000-512001-0000-00000	Advertising	7,000.00	7,000.00	9,045.72	9,733.08	11,778.80-
11000-2500-55915-0000-512001-0000-00000	OthContractSvcs	600.00	600.00	300.00	300.00	
11000-2500-56113-0000-512001-0000-00000	Software	17,500.00	17,500.00		18,102.00	602.00-
11000-2500-56118-0000-512001-0000-00000	GenSuppliesMats	5,100.00	5,100.00	3,139.22		1,960.78
<b>Total for Func 2500 and Expense accounts</b>		<b>217,704.00</b>	<b>217,204.00</b>	<b>116,230.06</b>	<b>111,559.32</b>	<b>10,585.38-</b>
<b>Funds 11000 - Operational, Func 2600 - Op&amp;MaintofPlant</b>						
11000-2600-54312-0000-512001-0000-00000	MntRepBlgsGrnds	12,000.00	12,000.00	9,543.26	2,456.74	
11000-2600-54411-0000-512001-0000-00000	Electricity	26,000.00	26,000.00	21,219.42	4,780.58	
11000-2600-54412-0000-512001-0000-00000	NatGasBuildings	2,300.00	2,300.00	2,300.00		
11000-2600-54415-0000-512001-0000-00000	Water/Sewage	8,500.00	8,500.00	5,014.19	3,485.81	
11000-2600-54416-0000-512001-0000-00000	CommunicatnSvcs	17,500.00	17,500.00	7,389.43	12,566.95	2,456.38-
11000-2600-54610-0000-512001-0000-00000	RentlLandBldngs	322,106.00	322,106.00		74,333.89	247,772.11
11000-2600-55200-0000-512001-0000-00000	PropertyLiablns	17,293.00	17,293.00		17,277.00	16.00
11000-2600-55915-0000-512001-0000-00000	OthContractSvcs	68,887.00	68,887.00	48,439.00	26,568.00	6,120.00-
11000-2600-56118-0000-512001-0000-00000	GenSuppliesMats	5,000.00	5,000.00	716.94	283.06	4,000.00
11000-2600-56119-0000-512001-0000-00000	SupplAssets<\$5k	1,500.00	1,500.00	2,423.22	1,929.79	2,853.01-
11000-2600-57332-0000-512001-0000-00000	SupplAssets<\$5k			1,786.20		1,786.20-
<b>Total for Func 2600 and Expense accounts</b>		<b>481,086.00</b>	<b>481,086.00</b>	<b>98,831.66</b>	<b>143,681.82</b>	<b>238,572.52</b>
Selection Grouped by Account Type, Filtered by User Permissions, (Org = 120, Online/Offline = N, Period = 6, UnPosted JEs? = N, Assets and Liabilities? = N, Restricted Accts? = Y, Objct = 5, Obj Digits = 0, Page Break Lvl = )						SCHOOLABILITY

Balances through 12/31/2022						Fiscal Year 2022/23
Funds- Func- Obj ct - Pr gm- Locat n- Jb Cl - Opt nl	Description	Adopted Budget	Revised Budget	Encumbered	Expenditure	Account Balance
<b>Funds 11000 - Operational, Func 2900 - Oth Suppt Svcs</b>						
11000- 2900- 58215- 0000- 512001- 0000- 00000	RestrictExpend	1,237,998.00	657,998.00			657,998.00
<b>Total for Func 2900 and Expense accounts</b>		<b>1,237,998.00</b>	<b>657,998.00</b>	<b>.00</b>	<b>.00</b>	<b>657,998.00</b>
<b>Funds 11000 - Operational, Func 3100 - FoodSvcsOpertns</b>						
11000- 3100- 56116- 0000- 512001- 0000- 00000	Food		500.00	493.52	56.48	50.00-
11000- 3100- 56118- 0000- 512001- 0000- 00000	GenSuppliesMats	250.00	250.00			250.00
<b>Total for Func 3100 and Expense accounts</b>		<b>250.00</b>	<b>750.00</b>	<b>493.52</b>	<b>56.48</b>	<b>200.00</b>
<b>Funds 11000 - Operational, Func 4000 - Capital Outlay</b>						
11000- 4000- 54640- 0000- 512001- 0000- 00000	RentalLease2Pur		580,000.00		580,000.00	
<b>Total for Func 4000 and Expense accounts</b>		<b>.00</b>	<b>580,000.00</b>	<b>.00</b>	<b>580,000.00</b>	<b>.00</b>
<b>Total for Funds 11000</b>		<b>3,687,507.00</b>	<b>3,687,651.00</b>	<b>1,110,376.61</b>	<b>1,468,089.74</b>	<b>1,109,184.65</b>
<b>Funds 21000 - Food Svcs, Func 3100 - FoodSvcsOpertns</b>						
21000- 3100- 56116- 0000- 512001- 0000- 00000	Food	45,890.00	45,890.00	45,890.00		
<b>Total for Funds 21000, Func 3100 and Expense accounts</b>		<b>45,890.00</b>	<b>45,890.00</b>	<b>45,890.00</b>	<b>.00</b>	<b>.00</b>
<b>Funds 23000 - Non-InstrctSupp, Func 1000 - Instruction</b>						
23000- 1000- 56118- 0000- 512001- 0000- 00000	GenSuppliesMats	3,927.00	3,927.00			3,927.00
23000- 1000- 56118- 1010- 512001- 0000- 00000	GenSuppliesMats			43.50	687.15	730.65-
23000- 1000- 56118- 9000- 512001- 0000- 00000	GenSuppliesMats			138.59	761.41	900.00-
<b>Total for Funds 23000, Func 1000 and Expense accounts</b>		<b>3,927.00</b>	<b>3,927.00</b>	<b>182.09</b>	<b>1,448.56</b>	<b>2,296.35</b>
<b>Funds 24101 - Title I - IASA, Func 1000 - Instruction</b>						
24101- 1000- 51100- 1010- 512001- 1711- 00000	SalariesExpense,InstAsst1	58,751.00	58,751.00	40,111.05	23,749.88	5,109.93-
24101- 1000- 51300- 1010- 512001- 1711- 00000	AddtnlCompenstr,InstAsst1	5,000.00	5,000.00	3,125.10	1,875.06	.16-
24101- 1000- 52111- 1010- 512001- 1711- 00000	EducRetirement	10,942.00	10,942.00	7,414.95	4,394.67	867.62-
24101- 1000- 52112- 1010- 512001- 1711- 00000	ERARetireeHlth	1,276.00	1,276.00	864.75	512.50	101.25-
24101- 1000- 52210- 1010- 512001- 1711- 00000	FICA Payments	3,954.00	3,954.00	2,626.50	1,557.36	229.86-
24101- 1000- 52220- 1010- 512001- 1711- 00000	MedicarePaymnts	927.00	927.00	614.10	364.16	51.26-
24101- 1000- 52311- 1010- 512001- 1711- 00000	Hth&MedPremiums	8,297.00	8,297.00	1,920.30	1,113.06	5,263.64
24101- 1000- 52312- 1010- 512001- 1711- 00000	Life	111.00	111.00	34.20	22.88	53.92
24101- 1000- 52313- 1010- 512001- 1711- 00000	Dental	394.00	394.00	97.65	56.48	239.87
24101- 1000- 52314- 1010- 512001- 1711- 00000	Vision	76.00	76.00	21.30	12.33	42.37
24101- 1000- 52315- 1010- 512001- 1711- 00000	Disability	116.00	116.00	66.45	33.65	15.90
24101- 1000- 52500- 1010- 512001- 1711- 00000	UnemploymntComp	185.00	185.00	142.80	28.22	13.98
24101- 1000- 52710- 1010- 512001- 1711- 00000	WorkersCompPrem	802.00	802.00		802.00	
24101- 1000- 52720- 1010- 512001- 1711- 00000	WorkrsCompERFee	20.00	20.00	7.92	7.86	4.22
24101- 1000- 56118- 1010- 512001- 0000- 00000	GenSuppliesMats	1,829.00	1,823.00	26.00		1,797.00
<b>Total for Func 1000 and Expense accounts</b>		<b>92,680.00</b>	<b>92,674.00</b>	<b>57,073.07</b>	<b>34,530.11</b>	<b>1,070.82</b>

Selection Grouped by Account Type, Filtered by User Permissions, (Org = 120, Online/Offline = N, Period = 6, UnPosted JEs? = N, Assets and Liabilities? = N, Restricted Accts? = Y, Objct = 5, Obj Digits = 0, Page Break Lvl = )

Balances through 12/31/2022						Fiscal Year 2022/23
Funds- Func- Obj ct - Pr gm- Locat n- Jb Cl - Opt nl	Description	Adopted Budget	Revised Budget	Encumbered	Expenditure	Account Balance
<b>Funds 24101 - Title I - IASA, Func 2400 - SupSvcsSchAdmin</b>						
24101- 2400- 51300- 0000- 512001- 1217- 00000	AddtnlCompenstrn,SecClerTe	2,500.00	2,500.00	1,354.21	1,145.87	.08-
24101- 2400- 52111- 0000- 512001- 1217- 00000	EducRetirement	429.00	429.00	232.18	196.46	.36
24101- 2400- 52112- 0000- 512001- 1217- 00000	ERARetireeHlth	50.00	50.00	27.17	22.99	.16-
24101- 2400- 52210- 0000- 512001- 1217- 00000	FICA Payments	155.00	155.00	83.98	71.06	.04-
24101- 2400- 52220- 0000- 512001- 1217- 00000	MedicarePaymnts	37.00	37.00	19.63	16.61	.76
24101- 2400- 52500- 0000- 512001- 1217- 00000	UnemploymntComp		6.00	4.55	.87	.58
<b>Total for Func 2400 and Expense accounts</b>		<b>3,171.00</b>	<b>3,177.00</b>	<b>1,721.72</b>	<b>1,453.86</b>	<b>1.42</b>
<b>Total for Funds 24101</b>		<b>95,851.00</b>	<b>95,851.00</b>	<b>58,794.79</b>	<b>35,983.97</b>	<b>1,072.24</b>
<b>Funds 24106 - IDEABEntitlemnt, Func 1000 - Instruction</b>						
24106- 1000- 51100- 2000- 512001- 1412- 00000	SalariesExpense,Teachers	34,176.00	34,176.00	20,000.10	12,634.68	1,541.22
24106- 1000- 52111- 2000- 512001- 1412- 00000	EducRetirement	5,891.00	5,891.00	3,429.90	2,166.79	294.31
24106- 1000- 52112- 2000- 512001- 1412- 00000	ERARetireeHlth	684.00	684.00	399.90	252.68	31.42
24106- 1000- 52210- 2000- 512001- 1412- 00000	FICA Payments	2,119.00	2,119.00	1,165.20	744.39	209.41
24106- 1000- 52220- 2000- 512001- 1412- 00000	MedicarePaymnts	496.00	496.00	272.40	174.06	49.54
24106- 1000- 52311- 2000- 512001- 1412- 00000	Hth&MedPremiums	2,276.00	2,276.00	2,659.20	1,379.59	1,762.79-
24106- 1000- 52312- 2000- 512001- 1412- 00000	Life	31.00	31.00	9.90	6.22	14.88
24106- 1000- 52313- 2000- 512001- 1412- 00000	Dental	129.00	129.00	142.95	75.82	89.77-
24106- 1000- 52314- 2000- 512001- 1412- 00000	Vision	29.00	29.00	16.50	7.63	4.87
24106- 1000- 52500- 2000- 512001- 1412- 00000	UnemploymntComp	51.00	51.00	47.35		3.65
24106- 1000- 52710- 2000- 512001- 1412- 00000	WorkersCompPrem	466.00	466.00		466.00	
24106- 1000- 52720- 2000- 512001- 1412- 00000	WorkrsCompERFee	6.00	6.00	2.30	2.38	1.32
<b>Total for Funds 24106, Func 1000 and Expense accounts</b>		<b>46,354.00</b>	<b>46,354.00</b>	<b>28,145.70</b>	<b>17,910.24</b>	<b>298.06</b>
<b>Funds 24154 - TchPrinTrainRec, Func 1000 - Instruction</b>						
24154- 1000- 51300- 1010- 512001- 1411- 00000	AddtnlCompenstrn,Teachers	4,000.00	4,000.00		2,000.00	2,000.00
24154- 1000- 51300- 1010- 512001- 1711- 00000	AddtnlCompenstrn,InstAsst1				400.00	400.00-
24154- 1000- 52111- 1010- 512001- 1411- 00000	EducRetirement				342.99	342.99-
24154- 1000- 52111- 1010- 512001- 1711- 00000	EducRetirement				68.60	68.60-
24154- 1000- 52112- 1010- 512001- 1411- 00000	ERARetireeHlth				39.99	39.99-
24154- 1000- 52112- 1010- 512001- 1711- 00000	ERARetireeHlth				8.00	8.00-
24154- 1000- 52210- 1010- 512001- 1411- 00000	FICA Payments	248.00	248.00		124.00	124.00
24154- 1000- 52210- 1010- 512001- 1711- 00000	FICA Payments				24.80	24.80-
24154- 1000- 52220- 1010- 512001- 1411- 00000	MedicarePaymnts	58.00	58.00		29.01	28.99
24154- 1000- 52220- 1010- 512001- 1711- 00000	MedicarePaymnts				5.80	5.80-
24154- 1000- 53330- 1010- 512001- 0000- 00000	ProfessDevelop	3,113.00	3,113.00			3,113.00
<b>Total for Funds 24154, Func 1000 and Expense accounts</b>		<b>7,419.00</b>	<b>7,419.00</b>	<b>.00</b>	<b>3,043.19</b>	<b>4,375.81</b>

Selection Grouped by Account Type, Filtered by User Permissions, (Org = 120, Online/Offline = N, Period = 6, UnPosted JEs? = N, Assets and Liabilities? = N, Restricted Accts? = Y, Objct = 5, Obj Digits = 0, Page Break Lvl = )

Balances through 12/31/2022						Fiscal Year 2022/23
Funds- Func- Obj ct - Pr gm- Locat n- Jb Cl - Opt nl	Description	Adopted Budget	Revised Budget	Encumbered	Expenditure	Account Balance
<b>Funds 24174 - CP-Second-Curr, Func 1000 - Instruction</b>						
24174- 1000- 51100- 1010- 512001- 1411- 00000	SalariesExpense,Teachers	5,347.00	5,347.00	3,342.00	2,005.20	.20-
24174- 1000- 52111- 1010- 512001- 1411- 00000	EducRetirement	911.00	911.00	573.15	343.89	6.04-
24174- 1000- 52112- 1010- 512001- 1411- 00000	ERARetireeHlth	107.00	107.00	66.90	40.14	.04-
24174- 1000- 52210- 1010- 512001- 1411- 00000	FICA Payments	332.00	332.00	199.50	120.03	12.47
24174- 1000- 52220- 1010- 512001- 1411- 00000	MedicarePaymnts	78.00	78.00	46.65	28.08	3.27
24174- 1000- 52311- 1010- 512001- 1411- 00000	Hth&MedPremiums	636.00	636.00	280.34	156.06	199.60
24174- 1000- 52312- 1010- 512001- 1411- 00000	Life	8.00	8.00	1.80	.95	5.25
24174- 1000- 52313- 1010- 512001- 1411- 00000	Dental	16.00	16.00	6.60	3.77	5.63
24174- 1000- 52314- 1010- 512001- 1411- 00000	Vision	7.00	7.00	2.70	1.60	2.70
24174- 1000- 52500- 1010- 512001- 1411- 00000	UnemploymntComp	12.00	12.00	8.04		3.96
24174- 1000- 52710- 1010- 512001- 1411- 00000	WorkersCompPrem	73.00	73.00		73.00	
24174- 1000- 52720- 1010- 512001- 1411- 00000	WorkrsCompERFee	2.00	2.00	.40	.28	1.32
<b>Total for Funds 24174, Func 1000 and Expense accounts</b>		<b>7,529.00</b>	<b>7,529.00</b>	<b>4,528.08</b>	<b>2,773.00</b>	<b>227.92</b>
<b>Funds 24189 - SSAE Title IV, Func 2100 - SuppSvcsStudnts</b>						
24189- 2100- 51100- 0000- 512001- 1214- 00000	SalariesExpense,Couns-Soc	7,420.00	7,420.00	4,446.01	2,700.59	273.40
24189- 2100- 52111- 0000- 512001- 1214- 00000	EducRetirement	996.00	996.00	762.60	463.17	229.77-
24189- 2100- 52112- 0000- 512001- 1214- 00000	ERARetireeHlth	149.00	149.00	88.95	54.03	6.02
24189- 2100- 52210- 0000- 512001- 1214- 00000	FICA Payments	461.00	461.00	265.50	160.69	34.81
24189- 2100- 52220- 0000- 512001- 1214- 00000	MedicarePaymnts	108.00	108.00	61.95	37.57	8.48
24189- 2100- 52311- 0000- 512001- 1214- 00000	Hth&MedPremiums	718.00	718.00	373.05	245.82	99.13
24189- 2100- 52312- 0000- 512001- 1214- 00000	Life	8.00	8.00	2.40	1.58	4.02
24189- 2100- 52313- 0000- 512001- 1214- 00000	Dental	16.00	16.00	9.00	5.93	1.07
24189- 2100- 52314- 0000- 512001- 1214- 00000	Vision	7.00	7.00	4.05	2.61	.34
24189- 2100- 52500- 0000- 512001- 1214- 00000	UnemploymntComp	13.00	13.00	10.65		2.35
24189- 2100- 52710- 0000- 512001- 1214- 00000	WorkersCompPrem	102.00	102.00		102.00	
24189- 2100- 52720- 0000- 512001- 1214- 00000	WorkrsCompERFee	2.00	2.00	.56	.63	.81
<b>Total for Funds 24189, Func 2100 and Expense accounts</b>		<b>10,000.00</b>	<b>10,000.00</b>	<b>6,024.72</b>	<b>3,774.62</b>	<b>200.66</b>
<b>Funds 24308 - CRRSA, ESSER II, Func 1000 - Instruction</b>						
24308- 1000- 51100- 1010- 512001- 1411- 00000	SalariesExpense,Teachers	134,090.00	134,090.00	104,181.45	57,645.99	27,737.44-
24308- 1000- 51100- 1010- 512001- 1711- 00000	SalariesExpense,InstAsst1	3,590.00	3,590.00			3,590.00
24308- 1000- 52111- 1010- 512001- 1411- 00000	EducRetirement	23,158.00	23,158.00	17,867.25	9,886.34	4,595.59-
24308- 1000- 52111- 1010- 512001- 1711- 00000	EducRetirement	340.00	340.00			340.00
24308- 1000- 52112- 1010- 512001- 1411- 00000	ERARetireeHlth	2,682.00	2,682.00	2,083.35	1,152.81	554.16-
24308- 1000- 52112- 1010- 512001- 1711- 00000	ERARetireeHlth	72.00	72.00			72.00
24308- 1000- 52210- 1010- 512001- 1411- 00000	FICA Payments	8,315.00	8,315.00	6,115.80	3,402.60	1,203.40-

Selection Grouped by Account Type, Filtered by User Permissions, (Org = 120, Online/Offline = N, Period = 6, UnPosted JEs? = N, Assets and Liabilities? = N, Restricted Accts? = Y, Objct = 5, Obj Digits = 0, Page Break Lvl = )

Balances through 12/31/2022						Fiscal Year 2022/23
Funds- Func- Obj ct - Pr gm- Locat n- JbCl - Opt nl	Description	Adopted Budget	Revised Budget	Encumbered	Expenditure	Account Balance
<b>Funds 24308 - CRRSA, ESSER II, Func 1000 - Instruction (continued)</b>						
24308- 1000- 52210- 1010- 512001- 1711- 00000	FICA Payments	223.00	223.00			223.00
24308- 1000- 52220- 1010- 512001- 1411- 00000	MedicarePaymnts	1,946.00	1,946.00	1,430.40	795.77	280.17-
24308- 1000- 52220- 1010- 512001- 1711- 00000	MedicarePaymnts	53.00	53.00			53.00
24308- 1000- 52311- 1010- 512001- 1411- 00000	Hth&MedPremiums	11,470.00	11,470.00	12,269.40	6,119.37	6,918.77-
24308- 1000- 52311- 1010- 512001- 1711- 00000	Hth&MedPremiums	2,858.00	2,858.00			2,858.00
24308- 1000- 52312- 1010- 512001- 1411- 00000	Life	127.00	127.00	53.85	29.94	43.21
24308- 1000- 52312- 1010- 512001- 1711- 00000	Life	12.00	12.00			12.00
24308- 1000- 52313- 1010- 512001- 1411- 00000	Dental	535.00	535.00	557.85	281.13	303.98-
24308- 1000- 52313- 1010- 512001- 1711- 00000	Dental	72.00	72.00			72.00
24308- 1000- 52314- 1010- 512001- 1411- 00000	Vision	118.00	118.00	100.50	53.69	36.19-
24308- 1000- 52314- 1010- 512001- 1711- 00000	Vision	24.00	24.00			24.00
24308- 1000- 52315- 1010- 512001- 1411- 00000	Disability	227.00	227.00	245.70	112.82	131.52-
24308- 1000- 52315- 1010- 512001- 1711- 00000	Disability	68.00	68.00			68.00
24308- 1000- 52500- 1010- 512001- 1411- 00000	UnemploymntComp	211.00	211.00	256.95		45.95-
24308- 1000- 52500- 1010- 512001- 1711- 00000	UnemploymntComp	19.00	19.00			19.00
24308- 1000- 52710- 1010- 512001- 1411- 00000	WorkersCompPrem	1,829.00	1,829.00		1,829.00	
24308- 1000- 52710- 1010- 512001- 1711- 00000	WorkersCompPrem	49.00	49.00		49.00	
24308- 1000- 52720- 1010- 512001- 1411- 00000	WorkrsCompERFee	23.00	23.00	12.52	11.37	.89-
24308- 1000- 52720- 1010- 512001- 1711- 00000	WorkrsCompERFee	2.00	2.00			2.00
<b>Total for Func 1000 and Expense accounts</b>		<b>192,113.00</b>	<b>192,113.00</b>	<b>145,175.02</b>	<b>81,369.83</b>	<b>34,431.85-</b>
<b>Funds 24308 - CRRSA, ESSER II, Func 2500 - Central Svcs</b>						
24308- 2500- 51100- 0000- 512001- 1217- 00000	SalariesExpense,SecClerTe	20,500.00	20,500.00			20,500.00
24308- 2500- 52111- 0000- 512001- 1217- 00000	EducRetirement	3,516.00	3,516.00			3,516.00
24308- 2500- 52112- 0000- 512001- 1217- 00000	ERARetireeHlth	410.00	410.00			410.00
24308- 2500- 52210- 0000- 512001- 1217- 00000	FICA Payments	1,271.00	1,271.00			1,271.00
24308- 2500- 52220- 0000- 512001- 1217- 00000	MedicarePaymnts	298.00	298.00			298.00
24308- 2500- 52311- 0000- 512001- 1217- 00000	Hth&MedPremiums	9,002.00	9,002.00			9,002.00
24308- 2500- 52312- 0000- 512001- 1217- 00000	Life	57.00	57.00			57.00
24308- 2500- 52313- 0000- 512001- 1217- 00000	Dental	360.00	360.00			360.00
24308- 2500- 52314- 0000- 512001- 1217- 00000	Vision	119.00	119.00			119.00
24308- 2500- 52315- 0000- 512001- 1217- 00000	Disability	336.00	336.00			336.00
24308- 2500- 52500- 0000- 512001- 1217- 00000	UnemploymntComp	95.00	95.00			95.00
24308- 2500- 52710- 0000- 512001- 1217- 00000	WorkersCompPrem	280.00	280.00		280.00	
24308- 2500- 52720- 0000- 512001- 1217- 00000	WorkrsCompERFee	10.00	10.00			10.00
<b>Total for Func 2500 and Expense accounts</b>		<b>36,254.00</b>	<b>36,254.00</b>	<b>.00</b>	<b>280.00</b>	<b>35,974.00</b>

Selection Grouped by Account Type, Filtered by User Permissions, (Org = 120, Online/Offline = N, Period = 6, UnPosted JEs? = N, Assets and Liabilities? = N, Restricted Accts? = Y, Objct = 5, Obj Digits = 0, Page Break Lvl = )



Balances through 12/31/2022						Fiscal Year 2022/23
Funds- Func- Obj ct - Pr gm- Locat n- JbCl - Opt nl	Description	Adopted Budget	Revised Budget	Encumbered	Expenditure	Account Balance
<b>Total for Funds 24308</b>		<b>228,367.00</b>	<b>228,367.00</b>	<b>145,175.02</b>	<b>81,649.83</b>	<b>1,542.15</b>
<b>Funds 24330 - ESSER III, Func 1000 - Instruction</b>						
24330- 1000- 51100- 1010- 512001- 1411- 00000	SalariesExpense,Teachers			20,374.95	6,221.17	26,596.12-
24330- 1000- 51100- 1010- 512001- 1711- 00000	SalariesExpense,InstAsst1	50,560.00	50,560.00	21,875.10	12,500.00	16,184.90
24330- 1000- 52111- 1010- 512001- 1411- 00000	EducRetirement			3,494.25	1,066.92	4,561.17-
24330- 1000- 52111- 1010- 512001- 1711- 00000	EducRetirement	8,948.00	8,948.00	3,751.65	2,156.70	3,039.65
24330- 1000- 52112- 1010- 512001- 1411- 00000	ERARetireeHlth			407.55	124.42	531.97-
24330- 1000- 52112- 1010- 512001- 1711- 00000	ERARetireeHlth	1,012.00	1,012.00	437.55	251.53	322.92
24330- 1000- 52210- 1010- 512001- 1411- 00000	FICA Payments			1,120.65	342.17	1,462.82-
24330- 1000- 52210- 1010- 512001- 1711- 00000	FICA Payments	3,136.00	3,136.00	1,284.90	732.41	1,118.69
24330- 1000- 52220- 1010- 512001- 1411- 00000	MedicarePaymnts			262.05	80.03	342.08-
24330- 1000- 52220- 1010- 512001- 1711- 00000	MedicarePaymnts	734.00	734.00	300.45	171.27	262.28
24330- 1000- 52311- 1010- 512001- 1411- 00000	Hth&MedPremiums			5,113.95	1,561.46	6,675.41-
24330- 1000- 52311- 1010- 512001- 1711- 00000	Hth&MedPremiums	17,221.00	17,221.00	2,532.90	1,688.13	12,999.97
24330- 1000- 52312- 1010- 512001- 1411- 00000	Life			9.90	3.03	12.93-
24330- 1000- 52312- 1010- 512001- 1711- 00000	Life	103.00	103.00	19.80	13.20	70.00
24330- 1000- 52313- 1010- 512001- 1411- 00000	Dental			224.55	68.55	293.10-
24330- 1000- 52313- 1010- 512001- 1711- 00000	Dental	648.00	648.00	150.15	90.09	407.76
24330- 1000- 52314- 1010- 512001- 1411- 00000	Vision			27.45	8.40	35.85-
24330- 1000- 52314- 1010- 512001- 1711- 00000	Vision	215.00	215.00			215.00
24330- 1000- 52315- 1010- 512001- 1411- 00000	Disability			82.43	21.58	104.01-
24330- 1000- 52315- 1010- 512001- 1711- 00000	Disability	605.00	605.00			605.00
24330- 1000- 52500- 1010- 512001- 1711- 00000	UnemploymntComp	171.00	171.00	72.15	41.48	57.37
24330- 1000- 52710- 1010- 512001- 1711- 00000	WorkersCompPrem	690.00	690.00		690.00	
24330- 1000- 52720- 1010- 512001- 1411- 00000	WorkrsCompERFee				1.15	1.15-
24330- 1000- 52720- 1010- 512001- 1711- 00000	WorkrsCompERFee	18.00	18.00	4.60	4.60	8.80
24330- 1000- 56119- 1010- 512001- 0000- 00000	SupplAssets<\$5k	36,402.00	36,402.00			36,402.00
<b>Total for Func 1000 and Expense accounts</b>		<b>120,463.00</b>	<b>120,463.00</b>	<b>61,546.98</b>	<b>27,838.29</b>	<b>31,077.73</b>
<b>Funds 24330 - ESSER III, Func 2100 - SuppSvcSStudnts</b>						
24330- 2100- 51100- 0000- 512001- 1214- 00000	SalariesExpense,Couns-Soc	37,100.00	37,100.00	27,310.50	15,059.12	5,269.62-
24330- 2100- 51100- 0000- 512001- 1218- 00000	SalariesExpense,SchlStude				1,895.84	1,895.84-
24330- 2100- 52111- 0000- 512001- 1214- 00000	EducRetirement	6,643.00	6,643.00	4,683.76	2,582.64	623.40-
24330- 2100- 52111- 0000- 512001- 1218- 00000	EducRetirement				325.14	325.14-
24330- 2100- 52112- 0000- 512001- 1214- 00000	ERARetireeHlth	742.00	742.00	546.30	301.20	105.50-
24330- 2100- 52112- 0000- 512001- 1218- 00000	ERARetireeHlth				37.92	37.92-
24330- 2100- 52210- 0000- 512001- 1214- 00000	FICA Payments	2,301.00	2,301.00	1,630.35	896.10	225.45-

Selection Grouped by Account Type, Filtered by User Permissions, (Org = 120, Online/Offline = N, Period = 6, UnPosted JEs? = N, Assets and Liabilities? = N, Restricted Accts? = Y, Objc Digits = 0, Page Break Lvl = )



Balances through 12/31/2022						Fiscal Year 2022/23	
Funds- Func- Obj ct - Pr gm- Locat n- JbCl - Opt nl	Description	Adopted Budget	Revised Budget	Encumbered	Expenditure	Account Balance	
<b>Funds 24330 - ESSER III, Func 2100 - SuppSvcsStudnts (continued)</b>							
24330-2100-52210-0000-512001-1218-00000	FICA Payments				113.55	113.55-	
24330-2100-52220-0000-512001-1214-00000	MedicarePaymnts	538.00	538.00	381.15	209.55	52.70-	
24330-2100-52220-0000-512001-1218-00000	MedicarePaymnts				26.56	26.56-	
24330-2100-52311-0000-512001-1214-00000	Hth&MedPremiums	3,310.00	3,310.00	2,291.41	1,366.58	347.99-	
24330-2100-52311-0000-512001-1218-00000	Hth&MedPremiums				141.62	141.62-	
24330-2100-52312-0000-512001-1214-00000	Life	38.00	38.00	14.40	8.67	14.93	
24330-2100-52312-0000-512001-1218-00000	Life				.92	.92-	
24330-2100-52313-0000-512001-1214-00000	Dental	80.00	80.00	55.05	32.90	7.95-	
24330-2100-52313-0000-512001-1218-00000	Dental				7.01	7.01-	
24330-2100-52314-0000-512001-1214-00000	Vision	35.00	35.00	24.15	14.40	3.55-	
24330-2100-52314-0000-512001-1218-00000	Vision				1.53	1.53-	
24330-2100-52500-0000-512001-1214-00000	UnemploymntComp	63.00	63.00	65.30		2.30-	
24330-2100-52710-0000-512001-1214-00000	WorkersCompPrem	506.00	506.00		506.00		
24330-2100-52720-0000-512001-1214-00000	WorkrsCompERFee	7.00	7.00	3.36	3.50	.14	
<b>Total for Func 2100 and Expense accounts</b>		<b>51,363.00</b>	<b>51,363.00</b>	<b>37,005.73</b>	<b>23,530.75</b>	<b>9,173.48-</b>	
<b>Funds 24330 - ESSER III, Func 2600 - Op&amp;MaintofPlant</b>							
24330-2600-54416-0000-512001-0000-00000	CommunicatnSvcs			269.83	229.07	498.90-	
24330-2600-56119-0000-512001-0000-00000	SupplAssets<\$5k	199,761.00	199,761.00			199,761.00	
<b>Total for Func 2600 and Expense accounts</b>		<b>199,761.00</b>	<b>199,761.00</b>	<b>269.83</b>	<b>229.07</b>	<b>199,262.10</b>	
<b>Total for Funds 24330</b>		<b>371,587.00</b>	<b>371,587.00</b>	<b>98,822.54</b>	<b>51,598.11</b>	<b>221,166.35</b>	
<b>Funds 26207 - CNM Foundation, Func 1000 - Instruction</b>							
26207-1000-56118-1010-512001-0000-00000	GenSuppliesMats	574.00	574.00			574.00	
<b>Total for Funds 26207, Func 1000 and Expense accounts</b>		<b>574.00</b>	<b>574.00</b>	<b>.00</b>	<b>.00</b>	<b>574.00</b>	
<b>Funds 27107 - 2012GOBondsSB66, Func 1000 - Instruction</b>							
27107-1000-56119-1010-512001-0000-00000	SupplAssets<\$5k	6,317.00	6,317.00			6,317.00	
<b>Total for Funds 27107, Func 1000 and Expense accounts</b>		<b>6,317.00</b>	<b>6,317.00</b>	<b>.00</b>	<b>.00</b>	<b>6,317.00</b>	
<b>Funds 27407 - FII, Func 1000 - Instruction</b>							
27407-1000-51100-1010-512001-1411-00000	SalariesExpense,Teachers	50,310.00	50,310.00	31,443.75	18,866.25		
27407-1000-51100-1010-512001-1711-00000	SalariesExpense,InstAsst1	32,649.00	32,649.00	20,407.95	12,244.77	3.72-	
27407-1000-52111-1010-512001-1411-00000	EducRetirement	8,469.00	8,469.00	5,392.65	3,235.59	159.24-	
27407-1000-52111-1010-512001-1711-00000	EducRetirement	5,593.00	5,593.00	3,499.95	2,099.97	6.92-	
27407-1000-52112-1010-512001-1411-00000	ERARetireeHlth	1,007.00	1,007.00	628.80	377.28	.92	
27407-1000-52112-1010-512001-1711-00000	ERARetireeHlth	653.00	653.00	408.15	244.89	.04-	
27407-1000-52210-1010-512001-1411-00000	FICA Payments	3,120.00	3,120.00	1,893.15	1,136.00	90.85	
27407-1000-52210-1010-512001-1711-00000	FICA Payments	2,025.00	2,025.00	1,175.55	705.67	143.78	
Selection Grouped by Account Type, Filtered by User Permissions, (Org = 120, Online/Offline = N, Period = 6, UnPosted JEs? = N, Assets and Liabilities? = N, Restricted Accts? = Y, Objct = 5, Obj Digits = 0, Page Break Lvl = )						SCHOOLABILITY	

Balances through 12/31/2022						Fiscal Year 2022/23
Funds- Func- Obj ct - Pr gm- Locat n- Jb Cl - Opt nl	Description	Adopted Budget	Revised Budget	Encumbered	Expenditure	Account Balance
<b>Funds 27407 - FII, Func 1000 - Instruction (continued)</b>						
27407- 1000- 52220- 1010- 512001- 1411- 00000	MedicarePaymnts	730.00	730.00	442.80	265.70	21.50
27407- 1000- 52220- 1010- 512001- 1711- 00000	MedicarePaymnts	474.00	474.00	274.95	165.05	34.00
27407- 1000- 52311- 1010- 512001- 1411- 00000	Hth&MedPremiums	3,174.00	3,174.00	1,975.65	1,181.30	17.05
27407- 1000- 52311- 1010- 512001- 1711- 00000	Hth&MedPremiums	5,406.00	5,406.00	3,378.75	2,014.55	12.70
27407- 1000- 52312- 1010- 512001- 1411- 00000	Life	44.00	44.00	15.45	9.27	19.28
27407- 1000- 52312- 1010- 512001- 1711- 00000	Life	53.00	53.00	18.30	10.98	23.72
27407- 1000- 52313- 1010- 512001- 1411- 00000	Dental	188.00	188.00	117.15	70.29	.56
27407- 1000- 52314- 1010- 512001- 1411- 00000	Vision	42.00	42.00	25.65	15.39	.96
27407- 1000- 52315- 1010- 512001- 1711- 00000	Disability	91.00	91.00	82.80	37.36	29.16-
27407- 1000- 52500- 1010- 512001- 1411- 00000	UnemploymntComp	75.00	75.00	71.14		3.86
27407- 1000- 52500- 1010- 512001- 1711- 00000	UnemploymntComp	88.00	88.00	67.35	22.45	1.80-
27407- 1000- 52710- 1010- 512001- 1411- 00000	WorkersCompPrem	686.00	686.00		686.00	
27407- 1000- 52710- 1010- 512001- 1711- 00000	WorkersCompPrem	446.00	446.00		446.00	
27407- 1000- 52720- 1010- 512001- 1411- 00000	WorkrsCompERFee	8.00	8.00	3.58	3.58	.84
27407- 1000- 52720- 1010- 512001- 1711- 00000	WorkrsCompERFee	9.00	9.00	4.26	4.26	.48
<b>Total for Funds 27407, Func 1000 and Expense accounts</b>		<b>115,340.00</b>	<b>115,340.00</b>	<b>71,327.78</b>	<b>43,842.60</b>	<b>169.62</b>
<b>Funds 27502 - Next Gen CTE, Func 1000 - Instruction</b>						
27502- 1000- 51100- 1010- 512001- 1411- 00000	SalariesExpense,Teachers	3,565.00	3,565.00	2,227.95	1,336.77	.28
27502- 1000- 51300- 1010- 512001- 1411- 00000	AddtnlCompenstn,Teachers	1,780.00	1,780.00	141.59	283.34	1,355.07
27502- 1000- 52111- 1010- 512001- 1411- 00000	EducRetirement	918.00	918.00	406.32	277.84	233.84
27502- 1000- 52112- 1010- 512001- 1411- 00000	ERARetireeHlth	108.00	108.00	47.37	32.39	28.24
27502- 1000- 52210- 1010- 512001- 1411- 00000	FICA Payments	333.00	333.00	141.81	97.61	93.58
27502- 1000- 52220- 1010- 512001- 1411- 00000	MedicarePaymnts	78.00	78.00	33.13	22.82	22.05
27502- 1000- 52311- 1010- 512001- 1411- 00000	Hth&MedPremiums	424.00	424.00	186.90	104.09	133.01
27502- 1000- 52312- 1010- 512001- 1411- 00000	Life	5.00	5.00	1.20	.68	3.12
27502- 1000- 52313- 1010- 512001- 1411- 00000	Dental	11.00	11.00	4.50	2.49	4.01
27502- 1000- 52314- 1010- 512001- 1411- 00000	Vision	5.00	5.00	1.95	1.10	1.95
27502- 1000- 52500- 1010- 512001- 1411- 00000	UnemploymntComp	8.00	8.00	5.72		2.28
27502- 1000- 52710- 1010- 512001- 1411- 00000	WorkersCompPrem	49.00	49.00		49.00	
27502- 1000- 52720- 1010- 512001- 1411- 00000	WorkrsCompERFee	1.00	1.00	.28	.19	.53
<b>Total for Funds 27502, Func 1000 and Expense accounts</b>		<b>7,285.00</b>	<b>7,285.00</b>	<b>3,198.72</b>	<b>2,208.32</b>	<b>1,877.96</b>
<b>Funds 28211 - Covid-19 Test., Func 2100 - SuppSvcsStudnts</b>						
28211- 2100- 56118- 0000- 512001- 0000- 00000	GenSuppliesMats		73,078.00	45.68	1,458.27	71,574.05
<b>Total for Funds 28211, Func 2100 and Expense accounts</b>		<b>.00</b>	<b>73,078.00</b>	<b>45.68</b>	<b>1,458.27</b>	<b>71,574.05</b>
<b>Funds 29102 - PrivDirGrntsCat, Func 1000 - Instruction</b>						
Selection Grouped by Account Type, Filtered by User Permissions, (Org = 120, Online/Offline = N, Period = 6, UnPosted JEs? = N, Assets and Liabilities? = N, Restricted Accts? = Y, Objct = 5, Obj Digits = 0, Page Break Lvl = )						

Balances through 12/31/2022						Fiscal Year 2022/23
Funds - Func - Obj ct - Pr gm- Locat n- JbCl - Opt nl	Description	Adopted Budget	Revised Budget	Encumbered	Expenditure	Account Balance
<b>Funds 29102 - PrivDirGrntsCat, Func 1000 - Instruction</b>						
29102- 1000- 56118- 1010- 512001- 0000- 00000	GenSuppliesMats	168.00	168.00			168.00
<b>Total for Funds 29102, Func 1000 and Expense accounts</b>		<b>168.00</b>	<b>168.00</b>	<b>.00</b>	<b>.00</b>	<b>168.00</b>
<b>Funds 31200 - PubSchCapOutlay, Func 4000 - Capital Outlay</b>						
31200- 4000- 54610- 0000- 512001- 0000- 00000	RentlLandBldngs				26,167.16	26,167.16-
31200- 4000- 54640- 0000- 512001- 0000- 00000	RentalLease2Pur		157,003.00	62,614.20	52,334.32	42,054.48
<b>Total for Funds 31200, Func 4000 and Expense accounts</b>		<b>.00</b>	<b>157,003.00</b>	<b>62,614.20</b>	<b>78,501.48</b>	<b>15,887.32</b>
<b>Funds 31400 - SpcCapOutlaySt, Func 4000 - Capital Outlay</b>						
31400- 4000- 53414- 0000- 512001- 0000- 00000	OthProfTechSvcs		77,167.00	23,097.63	54,069.07	.30
31400- 4000- 56119- 0000- 512001- 0000- 00000	SupplAssets<\$5k	210,151.00	226,224.00			226,224.00
31400- 4000- 57331- 0000- 512001- 0000- 00000	FixedAssets>\$5k				29,262.03	29,262.03-
<b>Total for Funds 31400, Func 4000 and Expense accounts</b>		<b>210,151.00</b>	<b>303,391.00</b>	<b>23,097.63</b>	<b>83,331.10</b>	<b>196,962.27</b>
<b>Funds 31600 - CapImprvmtsHB33, Func 2300 - SupptSvcs-Admin</b>						
31600- 2300- 53712- 0000- 512001- 0000- 00000	CityTaxCollCost	14,152.00	14,152.00		384.98	13,767.02
<b>Total for Func 2300 and Expense accounts</b>		<b>14,152.00</b>	<b>14,152.00</b>	<b>.00</b>	<b>384.98</b>	<b>13,767.02</b>
<b>Funds 31600 - CapImprvmtsHB33, Func 4000 - Capital Outlay</b>						
31600- 4000- 54640- 0000- 512001- 0000- 00000	RentalLease2Pur	929,295.00	929,295.00	9,332.97	801,078.87	118,883.16
<b>Total for Func 4000 and Expense accounts</b>		<b>929,295.00</b>	<b>929,295.00</b>	<b>9,332.97</b>	<b>801,078.87</b>	<b>118,883.16</b>
<b>Total for Funds 31600</b>		<b>943,447.00</b>	<b>943,447.00</b>	<b>9,332.97</b>	<b>801,463.85</b>	<b>132,650.18</b>
<b>Funds 31700 - CapImprvmtsSB-9, Func 4000 - Capital Outlay</b>						
31700- 4000- 54315- 0000- 512001- 0000- 00000	MntRepBlgsGrdEq	6,059.00	6,059.00			6,059.00
<b>Total for Funds 31700, Func 4000 and Expense accounts</b>		<b>6,059.00</b>	<b>6,059.00</b>	<b>.00</b>	<b>.00</b>	<b>6,059.00</b>
<b>Funds 31701 - CapImprvsSB9Loc, Func 2300 - SupptSvcs-Admin</b>						
31701- 2300- 53712- 0000- 512001- 0000- 00000	CityTaxCollCost	8,853.00	8,853.00		194.21	8,658.79
<b>Total for Func 2300 and Expense accounts</b>		<b>8,853.00</b>	<b>8,853.00</b>	<b>.00</b>	<b>194.21</b>	<b>8,658.79</b>
<b>Funds 31701 - CapImprvsSB9Loc, Func 4000 - Capital Outlay</b>						
31701- 4000- 54640- 0000- 512001- 0000- 00000	RentalLease2Pur	581,553.00	581,553.00	42,516.81	4,914.88	534,121.31
<b>Total for Func 4000 and Expense accounts</b>		<b>581,553.00</b>	<b>581,553.00</b>	<b>42,516.81</b>	<b>4,914.88</b>	<b>534,121.31</b>
<b>Total for Funds 31701</b>		<b>590,406.00</b>	<b>590,406.00</b>	<b>42,516.81</b>	<b>5,109.09</b>	<b>542,780.10</b>
<b>Total for Org 120 - Cesar Chavez Community</b>		<b>6,384,178.00</b>	<b>6,707,643.00</b>	<b>1,710,073.34</b>	<b>2,682,185.97</b>	<b>2,315,383.69</b>

Statement Date 12/31/2022

Cash Object 11011

Status Posted

Journal Entry #

Bank Statement Ending Balance	1,479,437.27	Service Charge	0.00
Less: Uncleared Payments	17,619.22	Interest Earned	0.00
Add: Uncleared Deposits	0.00		
Add: Uncleared Other	0.00	Cleared Payments	287,824.40
Adjusted Bank Balance	1,461,818.05	Cleared Deposits	256,701.16
System Cash Balance	1,461,818.05	Cleared Other	1,995.05
Add: Unposted Charges and Interest	0.00		
Revised System Cash Balance	1,461,818.05	Submitted By	JYAMAT, 01/10/2023
Difference	0.00	Posted By	EPEREZBM, 01/11/2023

Uncleared Payments

Issued	Check #	Check Amount	Pay To Name	Vendor ID	Emp ID	Bank Acct
01/04/22	13594	200.00	EPARS TSA Consulting Group Inc	901000		120MAIN
05/10/22	13207	125.00	Landmarc Events, LLC	010165		120MAIN
06/02/22	13246(*)		IBOSS, INC	010134		120MAIN
06/29/22	13300	621.53	Century Link	001355		120MAIN
06/29/22	13311	188.25	NM PED - Finance & Operations	001520		120MAIN
08/11/22	13370	645.55	Century Link	001355		120MAIN
10/14/22	13460	10.00	Brown, Robin	010120		120MAIN
12/02/22	13545	650.55	Century Link	001355		120MAIN
12/13/22	13563	4,097.95	Arness, Tani	000696		120MAIN
12/13/22	13570	2,693.75	DMH Law LLC	010169		120MAIN
12/13/22	13572	1,012.50	LSG and Associates Inc	010013		120MAIN
12/21/22	13582	140.08	LaBarge Landscape	010003		120MAIN
12/21/22	13583	993.75	LSG and Associates Inc	010013		120MAIN
12/21/22	13584	200.00	PCSNM	000496		120MAIN
12/21/22	13587	458.75	ACR LLC	001267		120MAIN
12/30/22	13588	3,556.45	Dry Fly Enterprises, Inc	010170		120MAIN
12/30/22	13589	1,781.11	SRSNM LLC	010125		120MAIN
12/30/22	13590	244.00	Waste Management of New Mexico	001428		120MAIN
		<b>17,619.22</b>				
			(*) Cancelled Payments			<b>1,995.05</b>

Cleared Payments

Issued	Check #	Check Amount	Cleared Amount	Difference	Cleared	Pay To Name	Vendor ID	Emp ID	Bank Acct
11/04/22	13491	2,187.33	2,187.33		12/31/22	Charter School Nursing	000847		120MAIN
11/04/22	13497	38,154.66	38,154.66		12/31/22	CCCS Education Foundation	001285		120MAIN
11/28/22	13532	145.14	145.14		12/31/22	Bowers, Amy	010106		120MAIN
11/28/22	13533	1,293.00	1,293.00		12/31/22	Charter School Testing Svcs.	000307		120MAIN

Selection Grouped by Org, Cash Object, Statement Date - Sorted by Item date, Item #, (Org = 120, Cash Object IN ('11011'), Bank Statement Date = 12/31/2022, Uncleared Only? = No)

Statement Date 12/31/2022

Cash Object 11011

Status Posted

Journal Entry #

Cleared Payments (continued)

Issued	Check #	Check Amount	Cleared Amount	Difference	Cleared	Pay To Name	Vendor ID	Emp ID	Bank Acct
11/28/22	13534	3,747.36	3,747.36		12/31/22	Everett, Nathan	001561		120MAIN
11/28/22	13535	140.08	140.08		12/31/22	LaBarge Landscape	010003		120MAIN
11/28/22	13538	275.00	275.00		12/31/22	NM Art Education Association	001353		120MAIN
12/02/22	13543	10,366.90	10,366.90		12/31/22	ACES	001522		120MAIN
12/02/22	13544	776.60	776.60		12/31/22	AJF Enterprise Inc	010154		120MAIN
12/02/22	13546	1,810.20	1,810.20		12/31/22	Charter School Nursing	000847		120MAIN
12/02/22	13547	3,556.45	3,556.45		12/31/22	Dry Fly Enterprises, Inc	010170		120MAIN
12/02/22	13548	119.88	119.88		12/31/22	Everett, Nathan	001561		120MAIN
12/02/22	13549	1,050.57	1,050.57		12/31/22	LaBarge Landscape	010003		120MAIN
12/02/22	13550	868.22	868.22		12/31/22	Lockbox Services - #0138408 , Powerschool	010083		120MAIN
12/02/22	13551	691.52	691.52		12/31/22	PNM	000528		120MAIN
12/02/22	13552	1,781.11	1,781.11		12/31/22	SRSNM LLC	010125		120MAIN
12/02/22	13553	254.17	254.17		12/31/22	Verizon Wireless	000658		120MAIN
12/02/22	13554	40.01	40.01		12/31/22	Verizon Wireless	000658		120MAIN
12/06/22	13559	1,995.05	1,995.05		12/31/22	IBOSS, INC	010134		120MAIN
12/06/22	13592	3,547.79	3,547.79		12/31/22	NM RHC	900006		120MAIN
12/06/22	13611	19,433.38	19,433.38		12/31/22	NMPSIA	900001		120MAIN
12/09/22	13560	13,694.16	13,694.16		12/31/22	EFTPS	900004		120MAIN
12/09/22	Batch 12/09/2022	40,470.72	40,470.72		12/31/22				120MAIN
12/13/22	13561	22.26	22.26		12/31/22	ABCWUA	001289		120MAIN
12/13/22	13562	1,124.03	1,124.03		12/31/22	AJF Enterprise Inc	010154		120MAIN
12/13/22	13564	19,077.33	19,077.33		12/31/22	CCCS Education Foundation	001285		120MAIN
12/13/22	13565	102.37	102.37		12/31/22	Century Link	001355		120MAIN
12/13/22	13566	116.06	116.06		12/31/22	Century Link	001355		120MAIN
12/13/22	13567	1,293.00	1,293.00		12/31/22	Charter School Testing Svcs.	000307		120MAIN
12/13/22	13568	1,043.61	1,043.61		12/31/22	Cooperative Educational Services	000327		120MAIN
12/13/22	13569	12.93	12.93		12/31/22	Crystal Springs Bottled Water	000334		120MAIN
12/13/22	13571	26,208.83	26,208.83		12/31/22	Dry Fly Enterprises, Inc	010170		120MAIN
12/13/22	13573	538.75	538.75		12/31/22	SG Consulting Services, LLC	001409		120MAIN
12/13/22	13574	218.03	218.03		12/31/22	Siarza Social Digital LLC	010147		120MAIN
12/13/22	13575	50.00	50.00		12/31/22	TSA Consulting Group, Inc.	001363		120MAIN
12/13/22	13576	322.38	322.38		12/31/22	ABCWUA	001289		120MAIN
12/13/22	13577	131.47	131.47		12/31/22	EM3 Networks, LLC	010028		120MAIN
12/13/22	13578	395.00	395.00		12/31/22	Lang, David	001534		120MAIN
12/13/22	13579	207.09	207.09		12/31/22	Pitney Bowes	000762		120MAIN

Selection Grouped by Org, Cash Object, Statement Date - Sorted by Item date, Item #, (Org = 120, Cash Object IN ('11011'), Bank Statement Date = 12/31/2022, Uncleared Only? = No)



Statement Date 12/31/2022

Cash Object 11011

Status Posted

Journal Entry #

**Cleared Payments (continued)**

Issued	Check #	Check Amount	Cleared Amount	Difference	Cleared	Pay To Name	Vendor ID	Emp ID	Bank Acct
12/14/22	13591	32,935.21	32,935.21		12/31/22	NM Educational RetirementBoard	900005		120MAIN
12/21/22	13581	19.11	19.11		12/31/22	ABCWUA	001289		120MAIN
12/21/22	13585	768.59	768.59		12/31/22	Sam's Club & Wal-mart	000935		120MAIN
12/21/22	13586	1,589.34	1,589.34		12/31/22	Wells Fargo Financial Leasing	000647		120MAIN
12/21/22	13593	3,384.87	3,384.87		12/31/22	NM Taxation/Revenue Department	900003		120MAIN
12/22/22	13580	13,017.98	13,017.98		12/31/22	EFTPS	900004		120MAIN
12/22/22	Batch 12/22/2022	38,846.86	38,846.86		12/31/22				120MAIN
		<b>287,824.40</b>	<b>287,824.40</b>			(* ) Cancelled Payments	<b>1,995.05</b>		

**Cleared Deposits**

Deposited	Deposit #	Deposit Amount	Cleared Amount	Difference	Cleared	Bank Acct
12/08/22	Batch 12/08/2022	45.00	45.00		12/31/22	120MAIN
12/09/22	Batch 12/09/2022	207,167.24	207,167.24		12/31/22	120MAIN
12/13/22	Batch 12/13/2022	1,404.15	1,404.15		12/31/22	120MAIN
12/20/22	Batch 12/20/2022	48,084.77	48,084.77		12/31/22	120MAIN
		<b>256,701.16</b>	<b>256,701.16</b>			

**Cleared Other**

Effective	JE #	Amount	Cleared Amount	Difference	Cleared	JE Comment	Bank Acct
12/06/22	CA23-00004	1,995.05	1,995.05		12/31/22		

# Analyzed Business Checking - PF



CEASAR CHAVEZ COMMUNITY SCHOOL  
 OPERATING ACCOUNT  
 1325 PALOMAS DR SE  
 ALBUQUERQUE NM 87108-4718

## Questions?

Call your Customer Service Officer or Client Services  
 1-800-AT WELLS (1-800-289-3557)  
 5:00 AM TO 6:00 PM Pacific Time Monday - Friday

*Online:* [wellsfargo.com](http://wellsfargo.com)

*Write:* Wells Fargo Bank, N.A. (585)  
 P.O. Box 6995  
 Portland, OR 97228-6995

## Account summary

### Analyzed Business Checking - PF

Account number	Beginning balance	Total credits	Total debits	Ending balance
4978	\$1,510,560.51	\$256,701.16	-\$287,824.40	\$1,479,437.27

## Credits

### Deposits

Effective date	Posted date	Amount	Transaction detail
	12/08	45.00	Deposit
		\$45.00	Total deposits

### Electronic deposits/bank credits

Effective date	Posted date	Amount	Transaction detail
	12/09	207,167.24	State of NEW Mex Vndr Pymt Nmap0001549446 11000 Seg December 2022 11000 Seg December 2022
	12/13	476.19	Sandoval County ACH Paymen 885212 November 2022 Distribution Sb-9
	12/13	927.96	Sandoval County ACH Paymen 884040 November 2022 Distribution Hb-33
	12/20	48,084.77	Bernalillo Count Distr_Pymt Cesar Chavez Community
		\$256,656.16	Total electronic deposits/bank credits
		\$256,701.16	Total credits

## Debits

### Electronic debits/bank debits

Effective date	Posted date	Amount	Transaction detail
	12/06	3,547.79	WT Seq453603 Nmrhca /Bnf=Nmrhca Srf# Gw00000055083585 Trn#221206453603 Rfb# 523
	12/06	19,433.38	WT Seq453557 Nmssia /Bnf=Nmssia Srf# Gw00000055083515 Trn#221206453557 Rfb# 522
	12/07	19,077.33	WT Fed#01403 Bokf NA /Ftr/Bnf=Cesar Chavez Comm. Sch. Ed. Found. Srf# October2022 Rent Trn#221206171232 Rfb# 524





Electronic debits/bank debits (continued)

Effective date	Posted date	Amount	Transaction detail
	12/07	19,077.33	WT Fed#01420 Bokf NA /Ftr/Bnf=Cesar Chavez Comm. Sch. Ed. Found. Srf# November2022Rent Trn#221206171256 Rfb# 525
	12/07	691.52	PNM Web_Pay Dec 22 10684161120622 Cesar Chavez Community
	12/08	1,028.08	ACH Prep Origintn - Cesar Chavez Com - File 1200948759 Coid 1200948759
	12/08	39,442.64	ACH Prep Origintn - Cesar Chavez Com - File 1200948759 Coid 1200948759
	12/08	294.18	Achma Visb Bill Pymnt 221207 4352398 Cesar Chavez Communit
	12/09	13,694.16	< Business to Business ACH Debit - IRS Usatxpymt 120922 270274332961714 Cesar Chavez Community
	12/15	19,077.33	WT Fed#02785 Bokf NA /Ftr/Bnf=Cesar Chavez Comm. Sch. Ed. Found. Srf# Gw00000055290420 Trn#221215129794 Rfb# 526
	12/15	32,935.21	< Business to Business ACH Debit - Nmerb Web Pay 221214 02336 Cesar Chavez Community
	12/16	11.13	< Business to Business ACH Debit - Abcwua Water Aut Web Pay 221215 1578579560 Cesar Chavez Community
	12/16	11.13	< Business to Business ACH Debit - Abcwua Water Aut Web Pay 221215 1578579560 Cesar Chavez Community
	12/16	207.09	< Business to Business ACH Debit - Pitney Bowes Direct Deb 221215 Pbleasing Kate Shelton
	12/16	322.38	< Business to Business ACH Debit - Abcwua Water Aut Web Pay 221215 5154939560 Cesar Chavez Community
	12/19	1,026.11	ACH Prep Origintn - Cesar Chavez Com - File 1200948759 Coid 1200948759
	12/19	37,820.75	ACH Prep Origintn - Cesar Chavez Com - File 1200948759 Coid 1200948759
	12/19	131.47	Em3Networksllc Webpayment 221216 School
	12/20	102.37	< Business to Business ACH Debit - Centurylink Auto Pay 14596135662 x
	12/20	116.06	< Business to Business ACH Debit - Centurylink Auto Pay 14596135710 x
	12/22	13,017.98	< Business to Business ACH Debit - IRS Usatxpymt 122222 270275691347949 Cesar Chavez Community
	12/23	3,384.87	< Business to Business ACH Debit - Tax_Rev_Wwt_Ecks Trd Pmnt 221221 69903488 Cesar Chavez Community
	12/27	1,589.34	< Business to Business ACH Debit - Wells Fargo Bank Loan Lease 221223 000000012336216 Cesar Chavez Community
	12/28	19.11	< Business to Business ACH Debit - Abcwua Water Aut Web Pay 221227 5054939560 Cesar Chavez Community
	12/29	768.59	< Business to Business ACH Debit - Sams Club SynCb Sams Epay 122722 2283694023 6046002049048217

\$226,827.33 Total electronic debits/bank debits

< Business to Business ACH: If this is a business account, this transaction has a return time frame of one business day from post date. This time frame does not apply to consumer accounts.

Checks paid

Number	Amount	Date	Number	Amount	Date	Number	Amount	Date
13491	2,187.33	12/12	13543*	10,366.90	12/09	13550	868.22	12/19
13532*	145.14	12/05	13544	776.60	12/09	13552*	1,781.11	12/30
13533	1,293.00	12/07	13546*	1,810.20	12/09	13559*	1,995.05	12/16
13534	3,747.36	12/06	13547	3,556.45	12/06	13562*	1,124.03	12/23
13535	140.08	12/07	13548	119.88	12/09	13567*	1,293.00	12/22
13538*	275.00	12/19	13549	1,050.57	12/13	13568	1,043.61	12/22



---

**Checks paid (continued)**

<i>Number</i>	<i>Amount</i>	<i>Date</i>	<i>Number</i>	<i>Amount</i>	<i>Date</i>	<i>Number</i>	<i>Amount</i>	<i>Date</i>
13569	12.93	12/23	13573*	538.75	12/23	13575	50.00	12/23
13571*	26,208.83	12/21	13574	218.03	12/21	13578*	395.00	12/23
			\$60,997.07	Total checks paid				

\* Gap in check sequence.

---

 \$287,824.40 Total debits
 

---



---

**Daily ledger balance summary**

<i>Date</i>	<i>Balance</i>	<i>Date</i>	<i>Balance</i>	<i>Date</i>	<i>Balance</i>
11/30	1,510,560.51	12/13	1,577,696.98	12/22	1,489,101.00
12/05	1,510,415.37	12/15	1,525,684.44	12/23	1,483,595.42
12/06	1,480,130.39	12/16	1,523,137.66	12/27	1,482,006.08
12/07	1,439,851.13	12/19	1,483,016.11	12/28	1,481,986.97
12/08	1,399,131.23	12/20	1,530,882.45	12/29	1,481,218.38
12/09	1,579,530.73	12/21	1,504,455.59	12/30	1,479,437.27
12/12	1,577,343.40				
Average daily ledger balance		\$1,509,165.15			