

**Cesar Chavez Community School
 Governing Council Meeting - Financial Summary
 March 24, 2020**

A. BARs*

	<u>BAR #</u>	<u>Fund Description</u>	<u>Type</u>	<u>Amount</u>
1	512-000-1920-0024-IB	SB-9 State Match	Initial Budget	5,132.00
2	512-000-1920-0025-D	CNM Foundation	Decrease	\$ (193)
3	512-000-1920-0026-I	Non-Instructional Support	Increase	\$ 345
4	512-000-1920-0027-1	Non-Instructional Support	Increase	\$ 1,562

B. Payroll & Accounts Payable Payment Vouchers*

- 1 February 2020
- 2 Payroll Register Reports

C. Financial Statement Reports - as of February 29, 2020

- 1 Financial Analysis
- 2 Bank Reconciliation

D. Other

- 1 None

* Requires board approval

Must submit backup for all BARs, except transfers of funds for SEG or direct grants

STATE OF NEW MEXICO
PUBLIC EDUCATION DEPARTMENT
300 Don Gaspar Santa Fe, NM 87501-2786
Budget Adjustment Request

Doc. ID: 512-000-1920-0024-IB
Fund Type: Flowthrough
Adjustment Type: Initial Budget

Fiscal Year: 2019-2020

Entity Name: Cesar Chavez Community School

Adjustment Changes Intent/Scope of Program Yes or No?: No

Contact: Amber Hillis, Business Manager

Total Approved Budget (Flowthrough):

Phone: 970-426-1747

Email: amber@k12accounting.com

FLOWTHROUGH ONLY	Budget Period: 07/01/2019	To: 06/30/2020
A. Approved Carryover:		
B. Total Current Year Allocation:		
D. Total Funding Available:		

Revenue 31703.0000.43202 \$5,132

Fund	Function	Object	Program	Job Class	Present Budget	Adj Amt Exp	Adj Budget	ADD'L FTE
31703 SB-9 State Match Cash	4000 Capital Outlay	57200 Buildings Purchase	0000 No Program	0000 No Job Class		\$5,132	\$5,132	
Sub Total						\$5,132		
Indirect Cost								
DOC. TOTAL						\$5,132		

Justification:

FY20 Award per letter.

Compliance with Sections 10-15-1 and 22-8-12, NMSA, 1978 Compilation:

A. The requested budget/changes were authorized at a scheduled Board of Education or Governance Council meeting open to the public on:

B. Justification for the transfer: Explanation such as "underbudgeted", "insufficient budget", or "needed to close out Project" ARE NOT ACCEPTABLE. Attach additional sheets if necessary.

ALL TRANSFER BARS MUST NET OUT TO ZERO ON THE DOC. TOTAL LINE.

Must submit backup for all BARs, except transfers of funds for SEG or direct grants

STATE OF NEW MEXICO
PUBLIC EDUCATION DEPARTMENT
300 Don Gaspar Santa Fe, NM 87501-2786
Budget Adjustment Request

Doc. ID: 512-000-1920-0025-D
Fund Type: Direct Grant
Adjustment Type: Decrease

Fiscal Year: 2019-2020

Entity Name: Cesar Chavez Community School

Adjustment Changes Intent/Scope of Program Yes or No?: No

Contact: Amber Hillis, Business Manager

Total Approved Budget (Flowthrough):

Phone: 970-426-1747

Email: amber@k12accounting.com

FLOWTHROUGH ONLY	Budget Period: Jul 1 2019 12:00AM	To: Jun 30 2020 12:00AM
A. Approved Carryover:		
B. Total Current Year Allocation:		
D. Total Funding Available:		

Revenue 26207.0000.11112 (\$193)

Fund	Function	Object	Program	Job Class	Present Budget	Adj Amt Exp	Adj Budget	ADD'L FTE
26207 CNM Foundatio n	1000 Instruction	56118 General Supplies and Materials	1010 Regular Education (K- 12) Programs	0000 No Job Class	\$882	(\$193)	\$689	
Sub Total						(\$193)		
Indirect Cost								
DOC. TOTAL						(\$193)		

Justification:

Cash carryover from FY19.

Compliance with Sections 10-15-1 and 22-8-12, NMSA, 1978 Compilation:

A. The requested budget/changes were authorized at a scheduled Board of Education or Governance Council meeting open to the public on:

B. Justification for the transfer: Explanation such as "underbudgeted", "insufficient budget", or "needed to close out Project" ARE NOT ACCEPTABLE. Attach additional sheets if necessary.

ALL TRANSFER BARS MUST NET OUT TO ZERO ON THE DOC. TOTAL LINE.

Must submit backup for all BARs,
except transfers of funds for SEG or
direct grants

STATE OF NEW MEXICO
PUBLIC EDUCATION DEPARTMENT
300 Don Gaspar Santa Fe, NM 87501-2786
Budget Adjustment Request

Doc. ID: 512-000-1920-0026-I
Fund Type: General Fund / Capital
Outlay / Debt Service
Adjustment Type: Increase

Fiscal Year: 2019-2020

Entity Name: Cesar Chavez Community School

Adjustment Changes Intent/Scope of Program Yes or No?: No

Contact: Amber Hillis, Business Manager

Total Approved Budget (Flowthrough):

Phone: 970-426-1747

Email: amber@k12accounting.com

FLOWTHROUGH ONLY	
Budget Period: Jul 1 2019 12:00AM	To: Jun 30 2020 12:00AM
A. Approved Carryover:	
B. Total Current Year Allocation:	
D. Total Funding Available:	

Revenue 23000.0000.41701 \$345

Fund	Function	Object	Program	Job Class	Present Budget	Adj Amt Exp	Adj Budget	ADD'L FTE
23000 Non- Instructional Support	1000 Instruction	53711 Other Charges	0000 No Program	0000 No Job Class	\$500	\$345	\$845	
Sub Total						\$345		
Indirect Cost								
DOC. TOTAL						\$345		

Justification:

To true up year to date revenue received.

Compliance with Sections 10-15-1 and 22-8-12, NMSA, 1978 Compilation:

A. The requested budget/changes were authorized at a scheduled Board of Education or Governance Council meeting open to the public on:

B. Justification for the transfer: Explanation such as "underbudgeted", "insufficient budget", or "needed to close out Project" ARE NOT ACCEPTABLE. Attach additional sheets if necessary.

ALL TRANSFER BARS MUST NET OUT TO ZERO ON THE DOC. TOTAL LINE.

Must submit backup for all BARs, except transfers of funds for SEG or direct grants

STATE OF NEW MEXICO
PUBLIC EDUCATION DEPARTMENT
300 Don Gaspar Santa Fe, NM 87501-2786
Budget Adjustment Request

Doc. ID: 512-000-1920-0027-1
Fund Type: General Fund / Capital Outlay / Debt Service
Adjustment Type: Increase

Fiscal Year: 2019-2020

Entity Name: Cesar Chavez Community School

Adjustment Changes Intent/Scope of Program Yes or No?: No

Contact: Amber Hillis, Business Manager

Total Approved Budget (Flowthrough):

Phone: 970-426-1747

Email: amber@k12accounting.com

FLOWTHROUGH ONLY	
Budget Period: Jul 1 2019 12:00AM	To: Jun 30 2020 12:00AM
A. Approved Carryover:	
B. Total Current Year Allocation:	
D. Total Funding Available:	

Revenue 23000.0000.41920 \$1,562

Fund	Function	Object	Program	Job Class	Present Budget	Adj Amt Exp	Adj Budget	ADD'L FTE
23000 Non-Instructional Support	1000 Instruction	53711 Other Charges	0000 No Program	0000 No Job Class	\$500	\$500	\$1,000	
23000 Non-Instructional Support	1000 Instruction	56118 General Supplies and Materials	0000 No Program	0000 No Job Class	\$3,489	\$1,012	\$4,501	
23000 Non-Instructional Support	1000 Instruction	56118 General Supplies and Materials	1010 Regular Education (K-12) Programs	0000 No Job Class	\$535	\$50	\$585	
Sub Total						\$1,562		
Indirect Cost								
DOC. TOTAL						\$1,562		

Justification:

To true up year to date revenue received.

Compliance with Sections 10-15-1 and 22-8-12, NMSA, 1978 Compilation:

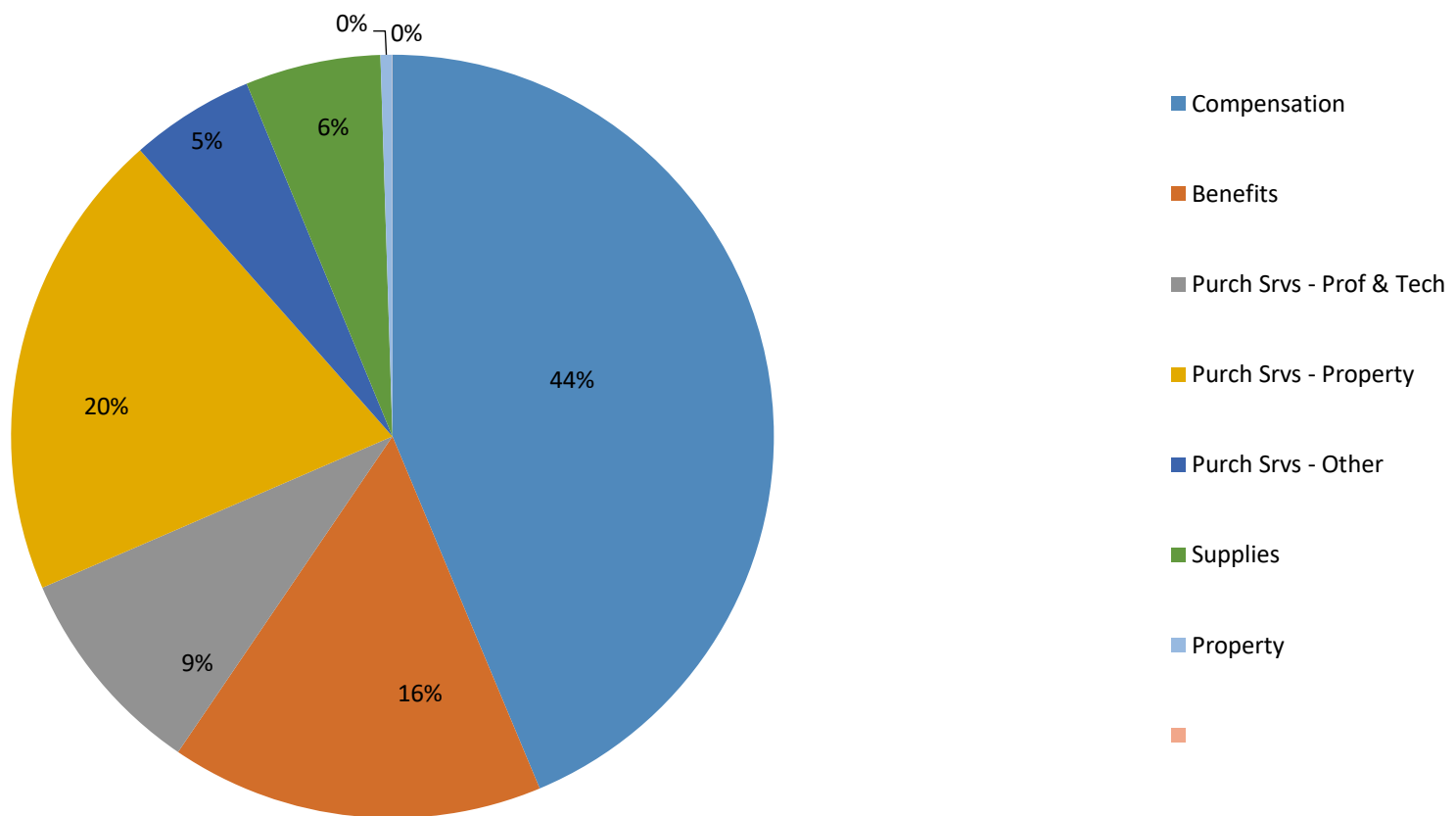
A. The requested budget/changes were authorized at a scheduled Board of Education or Governance Council meeting open to the public on:

B. Justification for the transfer: Explanation such as "underbudgeted", "insufficient budget", or "needed to close out Project" ARE NOT ACCEPTABLE. Attach additional sheets if necessary.

ALL TRANSFER BARS MUST NET OUT TO ZERO ON THE DOC. TOTAL LINE.

Cesar Chavez Community School
Expenditure Analytical Review
As of February 29, 2020

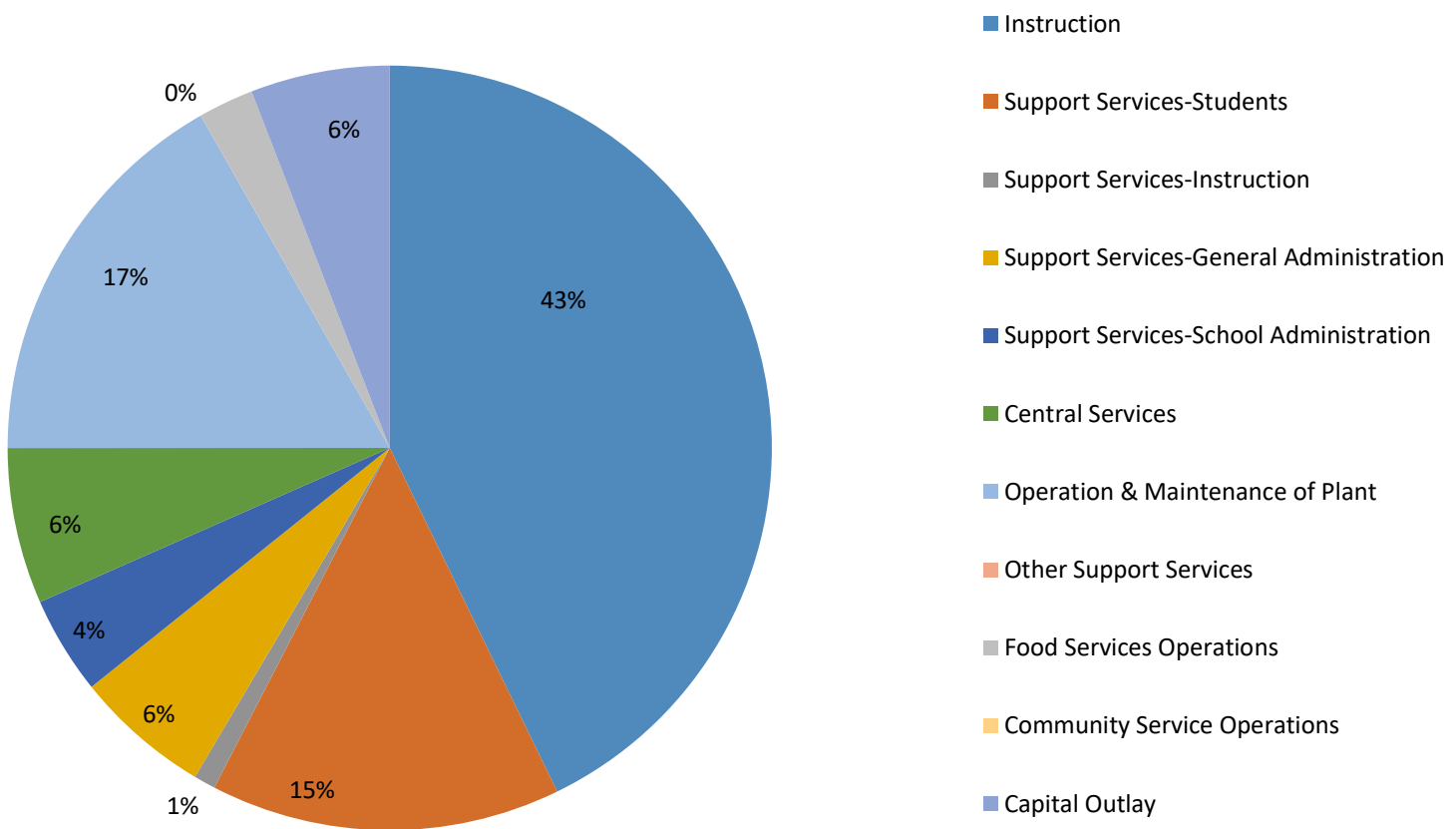
FY2020 Exp YTD & Enc by Object Code



Compensation: amounts paid to permanent and temporary employees.
Benefits: medical, dental, vision, disability, unemployment, etc.
Purch Svcs - Prof & Tech: ancillary, training, auditors, attorneys, accounting.
Purch Svcs - Property: maintenance & repair, utilities, lease, etc.
Purch Svcs - Other: liability insurance, advertising, travel, non-professional services.
Supplies: office, testing, textbook, food, software, etc.
Property: fixed assets, property purchase.
Debt Svc & Misc: penalties, emergency reserve, etc.

Note:

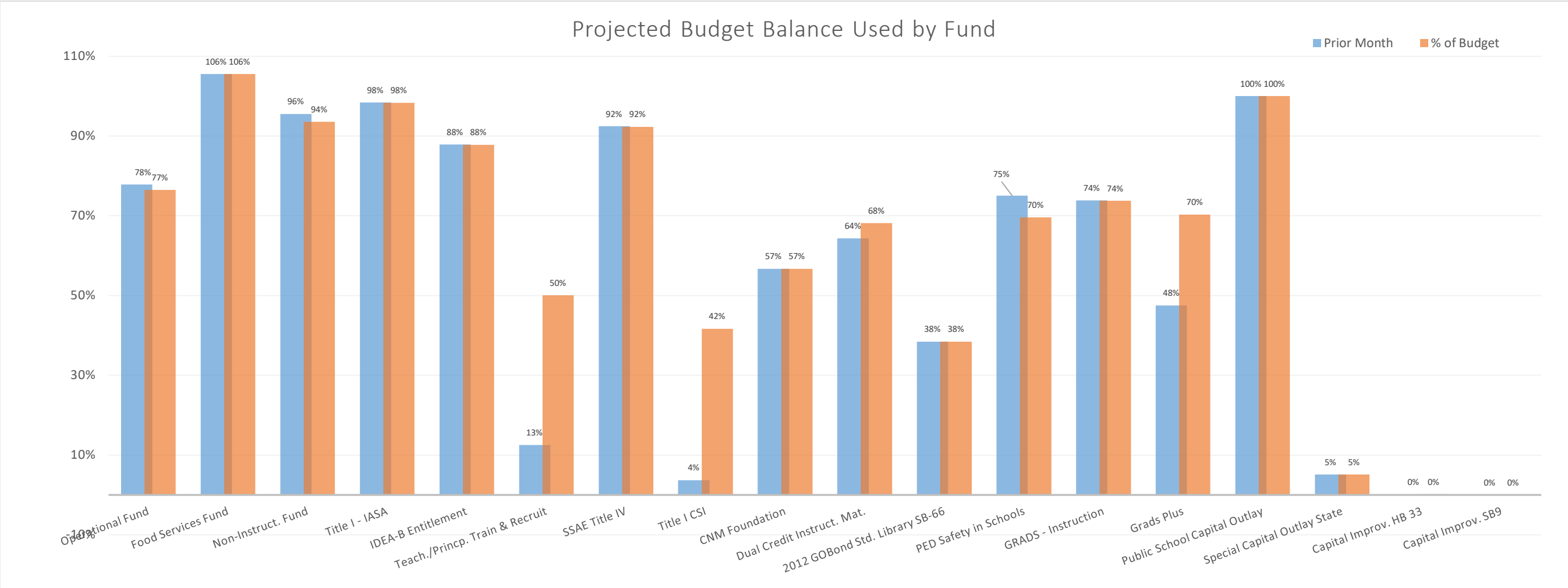
FY2020 Exp YTD & Enc by Function



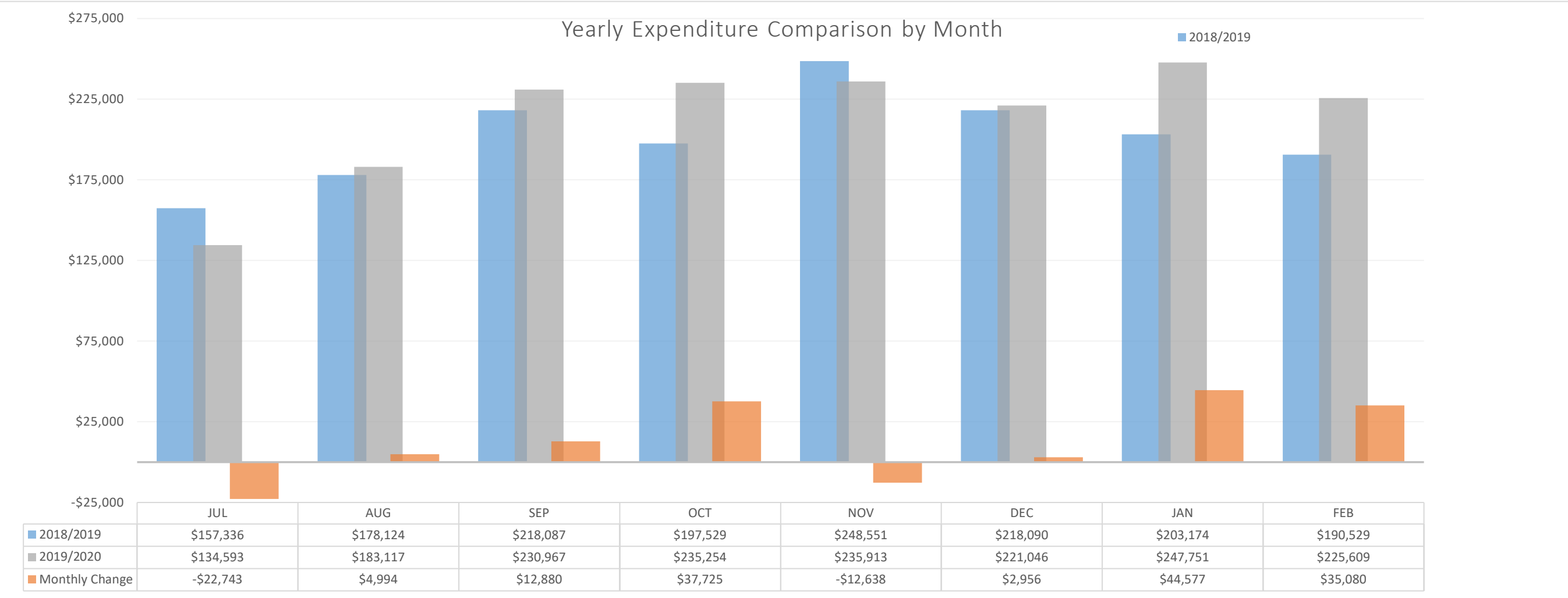
1000 - Instruction: direct classroom related expenditures.
2100 - Support Services - Student: special education, school counselor, attendance, student records.
2200 - Support Services - Instruction: testing and library
2300 - Administration: auditors, legal, and governance council
2400 - School Administration: principal's office
2500 - Central Services: business office and administrative technology
2600 - Operation & Maintenance: custodial, maintenance, security, and safety
3100 - Food Services: food services operations
4000 - Capital: Lease Assistance, HB-33, and SB-9 allocations.

Note:

**Cesar Chavez Community School
Expenditure Analytical Review
As of February 29, 2020**



Note: Operational decrease for 40th day student count is not reflected in graphs. Will be included when final funded SEG is released by PED.



Checks Dated 02/01/2020 through 02/29/2020

Check Number	Check Date	Pay to the Order of	Check Amount
11888	02/06/2020	ABCWUA	10.59
11889	02/06/2020	ACES	9,533.45
11890	02/06/2020	Arness, Tani	25.35
11891	02/06/2020	Berry, Melanie	62.11
11892	02/06/2020	Century Link	82.26
11893	02/06/2020	EM3 Networks, LLC	143.64
11894	02/06/2020	Kelly Services, Inc.	196.33
11895	02/06/2020	NaMa Catering	5,644.00
11896	02/06/2020	Precision Security, LLC	5,561.39
11897	02/06/2020	Smith's - Account #J00984	152.98
11898	02/06/2020	TSA Consulting Group, Inc.	50.00
11899	02/06/2020	Verizon Wireless	88.98
11900	02/06/2020	Waste Management of New Mexico	185.06
11901	02/06/2020	Wharff Lackey Accounting & Technology LLC	107.88
11903	02/11/2020	ACT, Inc.	36.00
11904	02/11/2020	Albuquerque Florist, Inc.	44.95
11905	02/11/2020	Arness, Tani	475.00
11906	02/11/2020	Boyce, Laurie E.	395.00
11907	02/11/2020	CES	4,774.08
11908	02/11/2020	Gangwere, Walter	44.00
11909	02/11/2020	Kelly Services, Inc.	135.92
11910	02/11/2020	Sam's Club & Wal-mart	7.98
11911	02/11/2020	SG Consulting Services, LLC	539.38
11912	02/11/2020	Wells Fargo Financial	1,589.40
11913	02/13/2020	NM Educational RetirementBoard	26,441.92
11914	02/10/2020	EPARS TSA Consulting Group Inc	3,450.00
11915	02/10/2020	NM RHC	3,198.93
11916	02/17/2020	NM Taxation/Revenue Department	2,618.67
11917	02/07/2020	NMPSIA	16,847.90
11918	02/21/2020	360 Business Products	759.98
11919	02/21/2020	ABCWUA	397.76
11920	02/21/2020	Berry, Melanie	17.88
11921	02/21/2020	Bremmany, LLC	1,751.89
11922	02/21/2020	CDW-G	3,787.80
11923	02/21/2020	Century Link	100.10
11924	02/21/2020	Crystal Springs Bottled Water	198.16
11925	02/21/2020	Herbert, Sarah	265.00
11926	02/21/2020	IISC - Education	525.63
11927	02/21/2020	Lang, David	395.00
11928	02/21/2020	LSG and Associates, Inc.	1,450.00
11929	02/21/2020	Matthews Fox, P.C.	650.63
11930	02/21/2020	Swivl, Inc.	958.00
11935	02/28/2020	ABCWUA	10.59
11936	02/28/2020	ACR LLC	313.51
11937	02/28/2020	Aguilar, Margaret	1,542.26
11938	02/28/2020	Amazon.com	1,255.61
11939	02/28/2020	Arness, Tani	35.15
11940	02/28/2020	Berry, Melanie	47.31
11941	02/28/2020	CCCS Education Foundation	37,990.56

The preceding Checks have been issued in accordance with the District's Policy and authorization of the Board of Trustees. It is recommended that the preceding Checks be approved.



Page 1 of 2

Checks Dated 02/01/2020 through 02/29/2020

Check Number	Check Date	Pay to the Order of	Check Amount
11942	02/28/2020	Century Link	617.93
11943	02/28/2020	Daniels Heating & AC, LLC	810.89
11944	02/28/2020	LaBarge Landscape	140.24
11945	02/28/2020	Mark's Plumbing & Heating	2,943.54
11946	02/28/2020	Perez, Maribel	395.00
11947	02/28/2020	PNM	1,704.54
11948	02/28/2020	Sam's Club & Wal-mart	583.05
Total Number of Checks			56
			142,091.16

Fund Recap

<u>Fund</u>	<u>Description</u>	<u>Check Count</u>	<u>Expensed Amount</u>
11000	Operational Fund	43	110,251.80
21000	Food Services Fund	1	5,644.00
23000	Non-Instruct. Fund	5	539.55
24101	Title I - IASA	4	2,935.90
24106	IDEA-B Entitlement	4	1,148.76
24154	Teach./Princp. Train & Recruit	8	3,249.54
24189	SSAE Title IV	4	266.98
24190	Title I CSI	4	1,042.51
27109	PED Safety in Schools	2	226.67
28190	GRADS - Instruction	3	89.78
28203	Grads Plus	1	266.19
31200	Public School Capital Outlay	1	12,641.68
31400	Special Capital Outlay State	1	3,787.80
Total Number of Checks		56	142,091.16
Less Unpaid Tax Liability			.00
Net (Check Amount)			142,091.16

The preceding Checks have been issued in accordance with the District's Policy and authorization of the Board of Trustees. It is recommended that the preceding Checks be approved.

Payment Id	Comment						
Check # 11888	11000	02/06/2020	Check Amt	10.59	Status Cleared	ABCWUA (001289/1)	
157718288036		Utilities - Water				11000- 2600- 54415- 0000- 512001- 0000- 00000	10.59
Check # 11889	11000	02/06/2020	Check Amt	9,533.45	Status Cleared	ACES (001522/2)	
5001		Business Manager Services & Software				11000- 2500- 53414- 0000- 512001- 0000- 00000	9,533.45
Check # 11890	23000	02/06/2020	Check Amt	25.35	Status Cleared	Arness, Tani (000696/1)	
20200128		Reimbursement for GC Refreshments				23000- 1000- 56118- 0000- 512001- 0000- 00000	25.35
Check # 11891	11000	02/06/2020	Check Amt	62.11	Status Cleared	Berry, Melanie (010063/1)	
20200131		Reimburement for Melanie Berry for Life Skills				11000- 1000- 56118- 1010- 512001- 0000- 00000	62.11
Check # 11892	11000	02/06/2020	Check Amt	82.26	Status Cleared	Century Link (001355/1)	
1466 156B 2020 01 28		phone fax services				11000- 2600- 54416- 0000- 512001- 0000- 00000	82.26
Check # 11893	11000	02/06/2020	Check Amt	143.64	Status Cleared	EM3 Networks, LLC (010028/1)	
6414		Internet Services				11000- 2600- 54416- 0000- 512001- 0000- 00000	143.64
Check # 11894	11000	02/06/2020	Check Amt	196.33	Status Cleared	Kelly Services, Inc. (010008/1)	
225405		Substitute Services for FY20				11000- 1000- 55915- 1010- 512001- 0000- 00000	196.33
Check # 11895	21000	02/06/2020	Check Amt	5,644.00	Status Cleared	NaMa Catering (001495/1)	
1330		Food Services				21000- 3100- 56116- 0000- 512001- 0000- 00000	5,644.00
Check # 11896	11000	02/06/2020	Check Amt	5,561.39	Status Cleared	Precision Security, LLC (010046/1)	
10025		Security Services				11000- 2600- 55915- 0000- 512001- 0000- 00000	2,609.71
10198		Security Services				11000- 2600- 55915- 0000- 512001- 0000- 00000	2,951.68
Check # 11897	23000	02/06/2020	Check Amt	152.98	Status Cleared	Smith's - Account #J00984 (000585/1)	
1873645		Food for Hoiliday Dinner				23000- 1000- 56118- 0000- 512001- 0000- 00000	152.98
Check # 11898	11000	02/06/2020	Check Amt	50.00	Status Cleared	TSA Consulting Group, Inc. (001363/1)	
47836		Section 403B Administration Charges				11000- 2500- 55915- 0000- 512001- 0000- 00000	50.00
Check # 11899	11000	02/06/2020	Check Amt	88.98	Status Cleared	Verizon Wireless (000658/1)	
9846801671		Cell Phone Services				11000- 2600- 54416- 0000- 512001- 0000- 00000	88.98
Check # 11900	11000	02/06/2020	Check Amt	185.06	Status Cleared	Waste Management of New Mexico (001428/1)	
8669205-0573-6		Waste Management				11000- 2600- 54415- 0000- 512001- 0000- 00000	185.06
Check # 11901	11000	02/06/2020	Check Amt	107.88	Status Cleared	Wharff Lackey Accounting & Technology LLC (001572/1)	
4386		IT Services				11000- 2500- 53414- 0000- 512001- 0000- 00000	107.88
* Break in sequence							
Check # 11903	27109	02/11/2020	Check Amt	36.00	Status Cleared	ACT, Inc. (000807/2)	
1237537		Work-keys licensing				27109- 1000- 56109- 1010- 512001- 0000- 00000	36.00
Check # 11904	23000	02/11/2020	Check Amt	44.95	Status Cleared	Albuquerque Florist, Inc. (010082/1)	

Selection Sorted by Check Number, Inv #, Include Address=No, (Org = 120, Source = N, Pay To = N, Payment Method = N, Starting Check Date = 2/1/2020, Ending Check Date = 2/29/2020, Summary? = N, Sort/Group 1 = , Sort/Group 2 =)

Bank Account 120MAIN - Wells Fargo Operating Account

Payment Id	Comment						
Check # 11904	23000	02/11/2020	Check Amt	44.95	Status Cleared	Albuquerque Florist, Inc. (010082/1) - continued	
322231-1			Roses for Valentine's Day Fundraiser			23000- 1000- 56118- 0000- 512001- 0000- 00000	44.95
Check # 11905	24154	02/11/2020	Check Amt	475.00	Status Cleared	Arness, Tani (000696/1)	
20200204			2020 Sofia Center Wild Leadership Retreat			24154- 2400- 53330- 0000- 512001- 0000- 00000	475.00
Check # 11906	24154	02/11/2020	Check Amt	395.00	Status Cleared	Boyce, Laurie E. (001299/1)	
256513			Mid School Math Natl. Conference - Registration			24154- 2400- 53330- 0000- 512001- 0000- 00000	395.00
Check # 11907	11000	02/11/2020	Check Amt	4,774.08	Status Cleared	CES (000327/2)	
36-032477			Diagnostics			11000- 2100- 53211- 2000- 512001- 0000- 00000	890.23
36-032596			Diagnostics			11000- 2100- 53211- 2000- 512001- 0000- 00000	1,070.02
36-032824			Diagnostics			11000- 2100- 53211- 2000- 512001- 0000- 00000	207.52
36-033220			Diagnostics			11000- 2100- 53211- 2000- 512001- 0000- 00000	2,606.31
Check # 11908	11000	02/11/2020	Check Amt	44.00	Status Cleared	Gangwere, Walter (010108/1)	
20200116			Background Check - Walt Gangwere			11000- 1000- 53711- 1010- 512001- 0000- 00000	44.00
Check # 11909	11000	02/11/2020	Check Amt	135.92	Status Cleared	Kelly Services, Inc. (010008/1)	
228657			Substitute Services for FY20			11000- 1000- 55915- 1010- 512001- 0000- 00000	135.92
Check # 11910	11000	02/11/2020	Check Amt	7.98	Status Cleared	Sam's Club & Wal-mart (000935/1)	
REF 003600871955			Office Supplies			11000- 1000- 56118- 1010- 512001- 0000- 00000	7.98
Check # 11911	11000	02/11/2020	Check Amt	539.38	Status Cleared	SG Consulting Services, LLC (001409/1)	
701			Lobbyist Services			11000- 2300- 55915- 0000- 512001- 0000- 00000	539.38
Check # 11912	11000	02/11/2020	Check Amt	1,589.40	Status Cleared	Wells Fargo Financial (000647/1)	
5009012067			Copier Lease			11000- 2500- 54620- 0000- 512001- 0000- 00000	1,589.40
Check # 11913	11000	02/13/2020	Check Amt	26,441.92	Status Cleared	NM Educational RetirementBoard (900005/1)	
20200110-REG			NM Educational RetirementBoard (900005/1) 01/10/2020 (REG)			11000- - 23124- - - -	13,030.50
						24101- - 23124- - - -	768.29
						24106- - 23124- - - -	266.10
						24154- - 23124- - - -	18.63
						24189- - 23124- - - -	71.74
						28190- - 23124- - - -	10.90
20200114-MAN			NM Educational RetirementBoard (900005/1) 01/14/2020 (MAN)			11000- - 23124- - - -	53.89
20200124-REG			NM Educational RetirementBoard (900005/1) 01/24/2020 (REG)			11000- - 23124- - - -	11,019.12
						24101- - 23124- - - -	768.29
						24106- - 23124- - - -	266.10

Selection Sorted by Check Number, Inv #, Include Address=No, (Org = 120, Source = N, Pay To = N, Payment Method = N, Starting Check Date = 2/1/2020, Ending Check Date = 2/29/2020, Summary? = N, Sort/Group 1 = , Sort/Group 2 =)



Bank Account 120MAIN - Wells Fargo Operating Account

Payment Id	Comment							
Check # 11913	11000	02/13/2020	Check Amt	26,441.92	Status Cleared	NM Educational RetirementBoard (900005/1) - continued		
20200124-REG		NM Educational RetirementBoard (900005/1) 01/24/2020 (REG)			24154-	- 23124-	-	18.63
					24189-	- 23124-	-	71.74
					24190-	- 23124-	-	67.09
					28190-	- 23124-	-	10.90
Check # 11914	11000	02/10/2020	Check Amt	3,450.00	Status Cleared	EPARS TSA Consulting Group Inc (901000/1)		
20200110-REG		EPARS TSA Consulting Group Inc (901000/1) 01/10/2020 (REG)			11000-	- 23147-	-	1,692.50
					28190-	- 23147-	-	32.50
20200124-REG		EPARS TSA Consulting Group Inc (901000/1) 01/24/2020 (REG)			11000-	- 23147-	-	1,692.50
					28190-	- 23147-	-	32.50
Check # 11915	11000	02/10/2020	Check Amt	3,198.93	Status Cleared	NM RHC (900006/1)		
20200110-REG		NM RHC (900006/1) 01/10/2020 (REG)			11000-	- 23123-	-	1,576.28
					24101-	- 23123-	-	92.75
					24106-	- 23123-	-	32.13
					24154-	- 23123-	-	2.26
					24189-	- 23123-	-	8.66
					28190-	- 23123-	-	1.49
20200114-MAN		NM RHC (900006/1) 01/14/2020 (MAN)			11000-	- 23123-	-	6.51
20200124-REG		NM RHC (900006/1) 01/24/2020 (REG)			11000-	- 23123-	-	1,333.46
					24101-	- 23123-	-	92.75
					24106-	- 23123-	-	32.13
					24154-	- 23123-	-	2.26
					24189-	- 23123-	-	8.66
					24190-	- 23123-	-	8.10
					28190-	- 23123-	-	1.49
Check # 11916	11000	02/17/2020	Check Amt	2,618.67	Status Cleared	NM Taxation/Revenue Department (900003/1)		
20200110-REG		NM Taxation/Revenue Department (900003/1) 01/10/2020 (REG)			11000-	- 23142-	-	1,383.01
					24101-	- 23142-	-	38.85
					24106-	- 23142-	-	27.59
					24154-	- 23142-	-	2.75
					24189-	- 23142-	-	7.54
20200124-REG		NM Taxation/Revenue Department (900003/1) 01/24/2020 (REG)			11000-	- 23142-	-	1,072.88

Selection Sorted by Check Number, Inv #, Include Address=No, (Org = 120, Source = N, Pay To = N, Payment Method = N, Starting Check Date = 2/1/2020, Ending Check Date = 2/29/2020, Summary? = N, Sort/Group 1 = , Sort/Group 2 =)



Bank Account 120MAIN - Wells Fargo Operating Account

Payment Id	Comment								
Check # 11916	11000	02/17/2020	Check Amt	2,618.67	Status Cleared	NM Taxation/Revenue Department (900003/1) - continued			
20200124-REG		NM Taxation/Revenue Department (900003/1) 01/24/2020 (REG)			24101-	- 23142-	-	-	38.85
					24106-	- 23142-	-	-	27.59
					24154-	- 23142-	-	-	2.75
					24189-	- 23142-	-	-	7.54
					24190-	- 23142-	-	-	9.32
Check # 11917	11000	02/07/2020	Check Amt	16,847.90	Status Cleared	NMPSIA (900001/1)			
20200110-REG		NMPSIA (900001/1) 01/10/2020 (REG)			11000-	- 23125-	-	-	7,053.11
					24101-	- 23125-	-	-	568.07
					24106-	- 23125-	-	-	248.56
					24189-	- 23125-	-	-	45.55
20200124-REG		NMPSIA (900001/1) 01/24/2020 (REG)			11000-	- 23125-	-	-	7,139.07
					24101-	- 23125-	-	-	568.05
					24106-	- 23125-	-	-	248.56
					24189-	- 23125-	-	-	45.55
DP20-00016		NMPSIA Adj 2020 01			11000- 1000- 52311- 0000- 512001- 0000- 00000				226.35
					11000- 1000- 52314- 0000- 512001- 0000- 00000				1.88
					11000- 1000- 52315- 0000- 512001- 0000- 00000				.01-
					11000- 2100- 52311- 0000- 512001- 0000- 00000				651.48
					11000- 2100- 52313- 0000- 512001- 0000- 00000				51.68
Check # 11918	11000	02/21/2020	Check Amt	759.98	Status Cleared	360 Business Products (000883/1)			
OE-50211-1		Classroom Supplies			11000- 1000- 56118- 1010- 512001- 0000- 00000				759.98
Check # 11919	11000	02/21/2020	Check Amt	397.76	Status Cleared	ABCWUA (001289/1)			
5054939560		Utilities - Water			11000- 2600- 54415- 0000- 512001- 0000- 00000				18.21
515316947661		Utilities - Water			11000- 2600- 54415- 0000- 512001- 0000- 00000				379.55
Check # 11920	11000	02/21/2020	Check Amt	17.88	Status Printed	Berry, Melanie (010063/1)			
20200212		Reimbursement for Melanie Berry for Life Skills			11000- 1000- 56118- 1010- 512001- 0000- 00000				17.88
Check # 11921	11000	02/21/2020	Check Amt	1,751.89	Status Cleared	Bremmany, LLC (001586/1)			
NM17351		Cleaning Services			11000- 2600- 55915- 0000- 512001- 0000- 00000				1,751.89
Check # 11922	31400	02/21/2020	Check Amt	3,787.80	Status Printed	CDW-G (000298/2)			
WRP4934		Software Maintenance RTOF 18-2063-182063-006			31400- 4000- 56113- 0000- 512001- 0000- 00000				3,787.80
Check # 11923	11000	02/21/2020	Check Amt	100.10	Status Cleared	Century Link (001355/2)			
0147 272B - 20200201		phone fax services			11000- 2600- 54416- 0000- 512001- 0000- 00000				100.10
Check # 11924	11000	02/21/2020	Check Amt	198.16	Status Cleared	Crystal Springs Bottled Water (000334/1)			

Selection Sorted by Check Number, Inv #, Include Address=No, (Org = 120, Source = N, Pay To = N, Payment Method = N, Starting Check Date = 2/1/2020, Ending Check Date = 2/29/2020, Summary? = N, Sort/Group 1 = , Sort/Group 2 =)



Payment Id	Comment					
Check # 11924	11000	02/21/2020	Check Amt	198.16	Status Cleared	Crystal Springs Bottled Water (000334/1) - continued
110206556		Bottled Water			11000- 2400- 56118- 0000- 512001- 0000- 00000	70.60
1211194395		Bottled Water			11000- 2400- 56118- 0000- 512001- 0000- 00000	63.59
124202833		Bottled Water			11000- 2400- 56118- 0000- 512001- 0000- 00000	42.39
326264		Bottled Water			11000- 2400- 56118- 0000- 512001- 0000- 00000	10.79
329812		Bottled Water			11000- 2400- 56118- 0000- 512001- 0000- 00000	10.79
Check # 11925	11000	02/21/2020	Check Amt	265.00	Status Printed	Herbert, Sarah (001528/1)
20200211		Head to Toe Conference Sarah Herbert 4/15-16/20			11000- 1000- 53330- 1010- 512001- 0000- 00000	265.00
Check # 11926	11000	02/21/2020	Check Amt	525.63	Status Printed	IISC - Education (010100/2)
115752		Telephone System Notification System			11000- 2100- 55915- 0000- 512001- 0000- 00000	525.63
Check # 11927	24154	02/21/2020	Check Amt	395.00	Status Cleared	Lang, David (001534/1)
20200210		Mid School Math Natl. Conference - Registration			24154- 2400- 53330- 0000- 512001- 0000- 00000	395.00
Check # 11928	11000	02/21/2020	Check Amt	1,450.00	Status Printed	LSG and Associates, Inc. (010013/1)
3988		Psychologist Evaluation			11000- 2100- 53215- 2000- 512001- 0000- 00000	315.00
3989		SLP and OT Services			11000- 2100- 53213- 2000- 512001- 0000- 00000	350.00
3990		SLP and OT Services			11000- 2100- 53213- 2000- 512001- 0000- 00000	785.00
Check # 11929	11000	02/21/2020	Check Amt	650.63	Status Cleared	Matthews Fox, P.C. (001194/1)
15593		Attorney Fees			11000- 2300- 53413- 0000- 512001- 0000- 00000	650.63
Check # 11930	24190	02/21/2020	Check Amt	958.00	Status Printed	Swivil, Inc. (010091/1)
IVT12657		Swivil Quote# 11733			24190- 1000- 57332- 1010- 512001- 0000- 00000	958.00
* Break in sequence						
Check # 11935	11000	02/28/2020	Check Amt	10.59	Status Printed	ABCWUA (001289/1)
157765148228		Utilities - Water			11000- 2600- 54415- 0000- 512001- 0000- 00000	10.59
Check # 11936	11000	02/28/2020	Check Amt	313.51	Status Printed	ACR LLC (001267/2)
5063		STARs			11000- 2100- 55915- 0000- 512001- 0000- 00000	313.51
Check # 11937	24154	02/28/2020	Check Amt	1,542.26	Status Printed	Aguilar, Margaret (010035/1)
472857		NSTA Conference - 4/2-5/2020			24154- 1000- 53330- 1010- 512001- 0000- 00000	305.00
NSTA FLIGHT		NSTA Conference - 4/2-5/2020			24154- 1000- 53330- 1010- 512001- 0000- 00000	625.26
NSTA HOTEL 80		NSTA Conference - 4/2-5/2020			24154- 1000- 53330- 1010- 512001- 0000- 00000	612.00
Check # 11938	11000	02/28/2020	Check Amt	1,255.61	Status Printed	Amazon.com (001361/1)
446756544676		Science Classroom Supplies			11000- 1000- 56118- 1010- 512001- 0000- 00000	118.02
447993484764		Warming Kitchen Supplies			11000- 3100- 56118- 0000- 512001- 0000- 00000	17.97
464658833737		Office Supplies			11000- 1000- 56118- 1010- 512001- 0000- 00000	422.41
467879647758		Economics Classroom Books			27109- 1000- 56107- 1010- 512001- 0000- 00000	18.35

Selection Sorted by Check Number, Inv #, Include Address=No, (Org = 120, Source = N, Pay To = N, Payment Method = N, Starting Check Date = 2/1/2020, Ending Check Date = 2/29/2020, Summary? = N, Sort/Group 1 = , Sort/Group 2 =)



Payment Id	Comment						
Check # 11938	11000	02/28/2020	Check Amt	1,255.61	Status Printed	Amazon.com (001361/1) - continued	
468468554868			Warming Kitchen Supplies		11000- 3100- 56118- 0000- 512001- 0000- 00000		44.00
468998476854			Economics Classroom Books		27109- 1000- 56107- 1010- 512001- 0000- 00000		23.60
477688945377			GRAD supplies and materials		28203- 1000- 56118- 1010- 512001- 0000- 00000		28.04
557758968385			Supplies for Guitar Class		11000- 1000- 56118- 1010- 512001- 0000- 00000		35.96
579999737456			Economics Classroom Books		27109- 1000- 56107- 1010- 512001- 0000- 00000		62.90
658797796675			GRAD supplies and materials		28203- 1000- 56118- 1010- 512001- 0000- 00000		238.15
665443493947			Economics Classroom Books		27109- 1000- 56107- 1010- 512001- 0000- 00000		76.96
674998797953			Office Supplies		11000- 1000- 56118- 1010- 512001- 0000- 00000		113.93
734783773385			Science Classroom Supplies		11000- 1000- 56118- 1010- 512001- 0000- 00000		11.00
954369499857			Classroom Supplies for Growing Communities Class		11000- 1000- 56118- 1010- 512001- 0000- 00000		35.46
978775589468			Economics Classroom Books		27109- 1000- 56107- 1010- 512001- 0000- 00000		8.86
Check # 11939	23000	02/28/2020	Check Amt	35.15	Status Printed	Arness, Tani (000696/1)	
20200225			Reimbursement for GC Refreshments		23000- 1000- 56118- 0000- 512001- 0000- 00000		35.15
Check # 11940	11000	02/28/2020	Check Amt	47.31	Status Printed	Berry, Melanie (010063/1)	
20200226			Reimburement for Melanie Berry for Life Skills		11000- 1000- 56118- 1010- 512001- 0000- 00000		47.31
Check # 11941	11000	02/28/2020	Check Amt	37,990.56	Status Cleared	CCCS Education Foundation (001285/1)	
83			Monthly Rent		11000- 2600- 54610- 0000- 512001- 0000- 00000		25,348.88
					31200- 4000- 54610- 0000- 512001- 0000- 00000		12,641.68
Check # 11942	11000	02/28/2020	Check Amt	617.93	Status Printed	Century Link (001355/1)	
1486622897			phone fax services		11000- 2600- 54416- 0000- 512001- 0000- 00000		617.93
Check # 11943	11000	02/28/2020	Check Amt	810.89	Status Printed	Daniels Heating & AC, LLC (010043/1)	
12195269			HVAC Repairs		11000- 2600- 54312- 0000- 512001- 0000- 00000		216.02
12480079			HVAC Repairs		11000- 2600- 54312- 0000- 512001- 0000- 00000		216.02
12537698			HVAC Repairs		11000- 2600- 54312- 0000- 512001- 0000- 00000		378.85
Check # 11944	11000	02/28/2020	Check Amt	140.24	Status Printed	LaBarge Landscape (010003/1)	
40053			Monthly Landscaping Services		11000- 2600- 54312- 0000- 512001- 0000- 00000		140.24
Check # 11945	11000	02/28/2020	Check Amt	2,943.54	Status Printed	Mark's Plumbing & Heating (001401/1)	
11655			School Maintanance		11000- 2600- 54312- 0000- 512001- 0000- 00000		2,776.11
11685			School Maintanance		11000- 2600- 54312- 0000- 512001- 0000- 00000		167.43
Check # 11946	24154	02/28/2020	Check Amt	395.00	Status Printed	Perez, Maribel (010024/1)	
20200210			Mid School Math Natl. Conference - Registration		24154- 2400- 53330- 0000- 512001- 0000- 00000		395.00
Check # 11947	11000	02/28/2020	Check Amt	1,704.54	Status Printed	PNM (000528/1)	
20200219			Utilities - Electricity		11000- 2600- 54411- 0000- 512001- 0000- 00000		1,704.54

Bank Account 120MAIN - Wells Fargo Operating Account

Payment Id	Comment					
Check # 11948	23000	02/28/2020	Check Amt	583.05	Status Printed	Sam's Club & Wal-mart (000935/1)
000001		Food for Holiday Dinner			23000- 1000- 56118- 0000- 512001- 0000- 00000	52.17
000573		Food for Holiday Dinner			23000- 1000- 56118- 0000- 512001- 0000- 00000	228.95
20200206		Warming Kitchen Paper Goods			11000- 1000- 56118- 1010- 512001- 0000- 00000	207.94
STMT 01082020 FEE		Food for Holiday Dinner			11000- 1000- 53711- 1010- 512001- 0000- 00000	29.99
STMT 01082020 INT		Food for Holiday Dinner			11000- 1000- 53711- 1010- 512001- 0000- 00000	12.42
STMT 02082020 INT		Food for Holiday Dinner			11000- 1000- 53711- 1010- 512001- 0000- 00000	16.48
STMT 11082019 INT		Food for Holiday Dinner			11000- 1000- 53711- 1010- 512001- 0000- 00000	12.59
STMT 12082019 INT		Food for Holiday Dinner			11000- 1000- 53711- 1010- 512001- 0000- 00000	22.51
Number of Items	56			142,091.16	Totals for Org 2	

Pay Date 02/10/2020					
Employee Name	Day-EmpId-Org		Amount	Sender Transit #	BatchId
AGUILAR, MARGARET A	041-000163-0120		1,346.39	10700219	PR200210A01
ARNESS, TANI	041-000045-0120		2,426.83	10700219	PR200210A01
BENNETT, BRIAN	041-000166-0120		1,269.53	10700219	PR200210A01
BERRY, MELANIE	041-000175-0120		1,073.03	10700219	PR200210A01
BETENBOUGH, KYLE	041-000171-0120		1,015.07	10700219	PR200210A01
BOWERS, AMY	041-000178-0120		1,191.53	10700219	PR200210A01
BOYCE, LAURIE E	041-000128-0120		1,182.36	10700219	PR200210A01
CHAVEZ, SAMANTHA J	041-000164-0120		1,122.94	10700219	PR200210A01
CRUMB, JOSEPH A	041-000099-0120		150.00	10700219	PR200210A01
CRUMB, JOSEPH A	041-000099-0120		1,590.24	10700219	PR200210A01
CUARA-MARTINEZ, KARINA	041-000079-0120		1,259.08	10700219	PR200210A01
EVERETT, NATHAN R	041-000127-0120		1,653.53	10700219	PR200210A01
GANGWERE, WALTER L	041-000181-0120		870.46	10700219	PR200210A01
GRIEGO, ROBERTA	041-000161-0120		1,533.29	10700219	PR200210A01
HERBERT, SARAH L	041-000133-0120		1,725.65	10700219	PR200210A01
IHM, LAURIE A	041-000118-0120		1,966.81	10700219	PR200210A01
KOLBERG, JOYCE	041-000173-0120		175.18	10700219	PR200210A01
LANG, DAVID R	041-000132-0120		1,995.80	10700219	PR200210A01
LIRA-PEREZ, NORMA C	041-000180-0120		841.92	10700219	PR200210A01
MONTOYA, MONIQUE L	041-000148-0120		1,482.16	10700219	PR200210A01
NAGURSKI, BENJAMIN	041-000176-0120		1,136.52	10700219	PR200210A01
PEREZ, MARIBEL	041-000162-0120		1,094.27	10700219	PR200210A01
REEDER, LAWRENCE	041-000172-0120		1,229.25	10700219	PR200210A01
REILLY, JEFFREY M	041-000109-0120		726.31	10700219	PR200210A01
SALAZAR, GEORGINA H	041-000170-0120		949.60	10700219	PR200210A01
SCHOLZ, MARK	041-000168-0120		361.55	10700219	PR200210A01
Total			31,369.30		

Number of Employees 25 Number of Prenotes 0

* denotes Emailed

Pay Date 02/25/2020					
Employee Name	Day-EmpId-Org		Amount	Sender Transit #	BatchId
AGUILAR, MARGARET A	056-000163-0120		1,276.38	10700219	PR200225A01a
ARNESS, TANI	056-000045-0120		2,426.83	10700219	PR200225A01a
BENNETT, BRIAN	056-000166-0120		1,269.53	10700219	PR200225A01a
BERRY, MELANIE	056-000175-0120		1,073.03	10700219	PR200225A01a
BETENBOUGH, KYLE	056-000171-0120		1,015.08	10700219	PR200225A01a
BOWERS, AMY	056-000178-0120		1,191.53	10700219	PR200225A01a
BOYCE, LAURIE E	056-000128-0120		1,771.59	10700219	PR200225A01a
CHAVEZ, SAMANTHA J	056-000164-0120		1,122.94	10700219	PR200225A01a
CRUMB, JOSEPH A	056-000099-0120		150.00	10700219	PR200225A01a
CRUMB, JOSEPH A	056-000099-0120		1,482.64	10700219	PR200225A01a
CUARA-MARTINEZ, KARINA	056-000079-0120		1,259.08	10700219	PR200225A01a
EVERETT, NATHAN R	056-000127-0120		1,653.53	10700219	PR200225A01a
GANGWERE, WALTER L	056-000181-0120		870.46	10700219	PR200225A01a
GRIEGO, ROBERTA	056-000161-0120		1,533.29	10700219	PR200225A01a
HERBERT, SARAH L	056-000133-0120		1,725.65	10700219	PR200225A01a
IHM, LAURIE A	056-000118-0120		1,800.56	10700219	PR200225A01a
KOLBERG, JOYCE	056-000173-0120		175.18	10700219	PR200225A01a
LANG, DAVID R	056-000132-0120		1,995.80	10700219	PR200225A01a
LIRA-PEREZ, NORMA C	056-000180-0120		841.92	10700219	PR200225A01a
MONTOYA, MONIQUE L	056-000148-0120		1,482.16	10700219	PR200225A01a
NAGURSKI, BENJAMIN	056-000176-0120		1,136.52	10700219	PR200225A01a
PEREZ, MARIBEL	056-000162-0120		1,094.27	10700219	PR200225A01a
REEDER, LAWRENCE	056-000172-0120		1,229.26	10700219	PR200225A01a
REILLY, JEFFREY M	056-000109-0120		660.67	10700219	PR200225A01a
SALAZAR, GEORGINA H	056-000170-0120		949.61	10700219	PR200225A01a
SCHOLZ, MARK	056-000168-0120		361.55	10700219	PR200225A01a
Total			31,549.06		

Number of Employees 25 Number of Prenotes 0

* denotes Emailed

**Cesar Chavez Community School
 Projected Capital Resources for Building Purchase
 FY2020**

Fund	Cash Balance as of 2/29/2020	Cash Balance as of 1/31/2020	Estimated Resources for March 31, 2020	Estimated Resources for June 30, 2020	Reported PED Estimated Resources for June 30, 2020
Operational - Cash	766,945	754,895	791,631	861,987	684,987
HB-33 - Fund 31600	474,405	426,680	508,216	-	521,792
SB-9 - Local - Fund 31701	350,470	326,274	366,407	-	306,252
Capital Outlay 2019 -Fund 31400			170,000	170,000	170,000
Capital Outlay 2018- Fund 31400			16,167	16,167	26,227
	<u>1,591,821</u>	<u>1,507,848</u>	<u>1,852,421</u>	<u>1,048,154</u>	<u>1,709,258</u>
15% SEG Reserve	(342,000)	(342,000)	(342,000)	(342,000)	(342,000)
Total School Funds Available	1,249,821	1,165,848	1,510,421	706,154	1,367,258
Foundation	146,539	146,539	146,539	146,539	146,539
Total Available	<u>1,396,360</u>	<u>1,312,387</u>	<u>1,656,960</u>	<u>852,693</u>	<u>1,513,797</u>
Reported Capital Resources	1,919,667 (523,307)	1,919,667 (607,280)	1,919,667 (262,707)	1,919,667 (1,066,974)	1,919,667 (405,870)

Finance Committee Documents

Balances through 02/29/2020					Fiscal Year 2019/20	
Funds- Func- Obj ct - Pr gm- Locat n- JbCl - Opt nl	Description	Adopted Budget	Revised Budget	Revenue	Account Balance	
Funds 11000 - Operational, Func 0000 - NoFunctionCode						
11000- 0000- 41921- 0000- 512001- 0000- 00000	InstCategorical			1,000.00	1,000.00-	
11000- 0000- 43101- 0000- 512001- 0000- 00000	StEqulzGuarantee	2,279,510.00	2,297,914.00	1,523,353.00	774,561.00	
11000- 0000- 45304- 0000- 512001- 0000- 00000	SalePrsPrpEquip			500.00	500.00-	
Total for Funds 11000, Func 0000 and Revenue accounts		2,279,510.00	2,297,914.00	1,524,853.00	773,061.00	
Funds 14000 - TotlnsMatSubFnd, Func 0000 - NoFunctionCode						
14000- 0000- 43211- 0000- 512001- 0000- 00000	InstMatCash50%			469.83	469.83-	
Total for Funds 14000, Func 0000 and Revenue accounts		.00	.00	469.83	469.83-	
Funds 21000 - Food Svcs, Func 0000 - NoFunctionCode						
21000- 0000- 44500- 0000- 512001- 0000- 00000	ResGtsFedThruSt	60,000.00	60,000.00	39,495.07	20,504.93	
Total for Funds 21000, Func 0000 and Revenue accounts		60,000.00	60,000.00	39,495.07	20,504.93	
Funds 23000 - Non-InstrectSupp, Func 0000 - NoFunctionCode						
23000- 0000- 41701- 0000- 512001- 0000- 00000	Fees-Activities			345.00	345.00-	
23000- 0000- 41920- 0000- 512001- 0000- 00000	PrivContribsDntn			1,561.78	1,561.78-	
Total for Funds 23000, Func 0000 and Revenue accounts		.00	.00	1,906.78	1,906.78-	
Funds 24101 - Title I - IASA, Func 0000 - NoFunctionCode						
24101- 0000- 44500- 0000- 512001- 0000- 00000	ResGtsFedThruSt	95,778.00	95,778.00	47,821.16	47,956.84	
24101- 0000- 44504- 0000- 512001- 0000- 00000	Revenue	10,848.00	10,848.00		10,848.00	
Total for Funds 24101, Func 0000 and Revenue accounts		106,626.00	106,626.00	47,821.16	58,804.84	
Funds 24106 - IDEABEntitlemnt, Func 0000 - NoFunctionCode						
24106- 0000- 44500- 0000- 512001- 0000- 00000	ResGtsFedThruSt	60,973.00	60,973.00	14,796.97	46,176.03	
24106- 0000- 44504- 0000- 512001- 0000- 00000	Revenue			3,552.68	3,552.68-	
Total for Funds 24106, Func 0000 and Revenue accounts		60,973.00	60,973.00	18,349.65	42,623.35	
Funds 24154 - TchPrinTrainRec, Func 0000 - NoFunctionCode						
24154- 0000- 44500- 0000- 512001- 0000- 00000	ResGtsFedThruSt	9,540.00	9,540.00	2,426.97	7,113.03	
24154- 0000- 44504- 0000- 512001- 0000- 00000	Revenue	3,560.00	3,560.00		3,560.00	
Total for Funds 24154, Func 0000 and Revenue accounts		13,100.00	13,100.00	2,426.97	10,673.03	
Funds 24183 - USDA Equip., Func 0000 - NoFunctionCode						
24183- 0000- 44500- 0000- 512001- 0000- 00000	ResGtsFedThruSt			11,459.78	11,459.78-	
Total for Funds 24183, Func 0000 and Revenue accounts		.00	.00	11,459.78	11,459.78-	
Funds 24189 - SSAE Title IV, Func 0000 - NoFunctionCode						
24189- 0000- 44500- 0000- 512001- 0000- 00000	ResGtsFedThruSt	10,000.00	10,000.00	15,704.75	5,704.75-	

Selection Grouped by Account Type, Filtered by User Permissions, (Org = 120, Online/Offline = N, Period = 8, UnPosted JEs? = N, Assets and Liabilities? = N, Restricted Accts? = Y, Obj Digits = 0, Page Break Lvl =)

Balances through 02/29/2020				Fiscal Year 2019/20	
Funds- Func- Obj ct - Pr gm- Locat n- JbCl - Opt nl	Description	Adopted Budget	Revised Budget	Revenue	Account Balance
Total for Funds 24189, Func 0000 and Revenue accounts		10,000.00	10,000.00	15,704.75	5,704.75-
Funds 24190 - Title I CSI, Func 0000 - NoFunctionCode					
24190- 0000- 44500- 0000- 512001- 0000- 00000	ResGtsFedThruSt		63,396.00		63,396.00
Total for Funds 24190, Func 0000 and Revenue accounts		.00	63,396.00	.00	63,396.00
Funds 26207 - CNM Foundation, Func 0000 - NoFunctionCode					
26207- 0000- 41922- 0000- 512001- 0000- 00000	InstSupCatagocl		500.00	500.00	
Total for Funds 26207, Func 0000 and Revenue accounts		.00	500.00	500.00	.00
Funds 27103 - DualCRInstMatri, Func 0000 - NoFunctionCode					
27103- 0000- 43202- 0000- 512001- 0000- 00000	StFlowThruGrant		2,648.00	81.25	2,566.75
Total for Funds 27103, Func 0000 and Revenue accounts		.00	2,648.00	81.25	2,566.75
Funds 27107 - 2012GOBondSB66, Func 0000 - NoFunctionCode					
27107- 0000- 43202- 0000- 512001- 0000- 00000	StFlowThruGrant		3,444.00		3,444.00
27107- 0000- 43204- 0000- 512001- 0000- 00000	PriorYearBalnce	2,796.00	2,796.00		2,796.00
Total for Funds 27107, Func 0000 and Revenue accounts		2,796.00	6,240.00	.00	6,240.00
Funds 27109 - PEDSafetySchls, Func 0000 - NoFunctionCode					
27109- 0000- 43202- 0000- 512001- 0000- 00000	StFlowThruGrant		18,547.00	18,546.85	.15
Total for Funds 27109, Func 0000 and Revenue accounts		.00	18,547.00	18,546.85	.15
Funds 28190 - GRADS-Instructn, Func 0000 - NoFunctionCode					
28190- 0000- 43203- 0000- 512001- 0000- 00000	St.DirectGrants	1,500.00	2,500.00	1,045.68	1,454.32
Total for Funds 28190, Func 0000 and Revenue accounts		1,500.00	2,500.00	1,045.68	1,454.32
Funds 28203 - Grads Plus, Func 0000 - NoFunctionCode					
28203- 0000- 41980- 0000- 512001- 0000- 00000	RefPriorYearExp			6,356.61	6,356.61-
28203- 0000- 43203- 0000- 512001- 0000- 00000	St.DirectGrants		14,000.00	6,091.52	7,908.48
Total for Funds 28203, Func 0000 and Revenue accounts		.00	14,000.00	12,448.13	1,551.87
Funds 31200 - PubSchCapOutlay, Func 0000 - NoFunctionCode					
31200- 0000- 43209- 0000- 512001- 0000- 00000	PSCOC Awards		151,700.00	113,214.78	38,485.22
Total for Funds 31200, Func 0000 and Revenue accounts		.00	151,700.00	113,214.78	38,485.22
Funds 31400 - SpcCapOutlaySt, Func 0000 - NoFunctionCode					
31400- 0000- 43202- 0000- 512001- 0000- 00000	StFlowThruGrant	170,000.00	170,000.00		170,000.00
31400- 0000- 43204- 0000- 512001- 0000- 00000	PriorYearBalnce	26,227.00	26,227.00	378.87	25,848.13
Total for Funds 31400, Func 0000 and Revenue accounts		196,227.00	196,227.00	378.87	195,848.13
Funds 31600 - CapImprvmtsHB33, Func 0000 - NoFunctionCode					

Selection Grouped by Account Type, Filtered by User Permissions, (Org = 120, Online/Offline = N, Period = 8, UnPosted JEs? = N, Assets and Liabilities? = N, Restricted Accts? = Y, Objct = 4, Obj Digits = 0, Page Break Lvl =)

Balances through 02/29/2020					Fiscal Year 2019/20	
Funds- Func- Obj ct - Pr gm- Locat n- JbCl - Opt nl	Description	Adopted Budget	Revised Budget	Revenue	Account Balance	
Funds 31600 - CapImprvmtsHB33, Func 0000 - NoFunctionCode						
31600- 0000- 41110- 0000- 512001- 0000- 00000	AdValoremTaxDst	134,850.00	134,850.00	88,347.22	46,502.78	
Total for Funds 31600, Func 0000 and Revenue accounts		134,850.00	134,850.00	88,347.22	46,502.78	
Funds 31700 - CapImprvmtsSB-9, Func 0000 - NoFunctionCode						
31700- 0000- 43204- 0000- 512001- 0000- 00000	PriorYearBalnce	25,199.00	25,199.00		25,199.00	
Total for Funds 31700, Func 0000 and Revenue accounts		25,199.00	25,199.00	.00	25,199.00	
Funds 31701 - CapImprvsSB9Loc, Func 0000 - NoFunctionCode						
31701- 0000- 41110- 0000- 512001- 0000- 00000	AdValoremTaxDst			44,664.85	44,664.85-	
Total for Funds 31701, Func 0000 and Revenue accounts		.00	.00	44,664.85	44,664.85-	
Total for Org 120 - Cesar Chavez Community		2,890,781.00	3,164,420.00	1,941,714.62	1,222,705.38	

Balances through 02/29/2020						Fiscal Year 2019/20
Funds- Func- Obj ct - Pr gm- Locat n- Jb Cl - Opt nl	Description	Adopted Budget	Revised Budget	Encumbered	Expenditure	Account Balance
Funds 11000 - Operational, Func 1000 - Instruction						
11000- 1000- 51100- 0000- 512001- 1611- 00000	SalariesExpense,SubsSickL		4,000.00		4,162.23	162.23-
11000- 1000- 51100- 1010- 512001- 1411- 00000	SalariesExpense,Teachers	501,179.00	525,077.00	236,621.84	275,418.32	13,036.84
11000- 1000- 51100- 1010- 512001- 1711- 00000	SalariesExpense,InstAsst1	29,300.00	29,300.00		1,220.84-	30,520.84
11000- 1000- 51100- 2000- 512001- 1412- 00000	SalariesExpense,Teachers	160,200.00	160,200.00	48,713.61	86,942.36	24,544.03
11000- 1000- 51300- 0000- 512001- 1416- 00000	AddtnlCompenstn,TeachersO	7,500.00	7,500.00	1,145.87	1,354.21	4,999.92
11000- 1000- 51300- 1010- 512001- 1411- 00000	AddtnlCompenstn,Teachers	12,532.00	18,532.00	5,235.67	12,930.38	365.95
11000- 1000- 51300- 1010- 512001- 1711- 00000	AddtnlCompenstn,InstAsst1	7,575.00	7,575.00	1,375.00	2,041.68	4,158.32
11000- 1000- 51300- 2000- 512001- 1412- 00000	AddtnlCompenstn,Teachers		1,260.00		1,260.00	
11000- 1000- 51300- 3000- 512001- 1415- 00000	AddtnlCompenstn,TeachersV		1,000.00		1,000.00	
11000- 1000- 51300- 9000- 512001- 1411- 00000	AddtnlCompenstn,Teachers	825.00	825.00			825.00
11000- 1000- 52111- 0000- 512001- 0000- 00000	EducRetirement	101,767.00	101,767.00	40,859.38	53,109.63	7,797.99
11000- 1000- 52112- 0000- 512001- 0000- 00000	ERARetireeHlth	14,388.00	14,388.00	5,775.36	7,534.28	1,078.36
11000- 1000- 52210- 0000- 512001- 0000- 00000	FICA Payments	44,595.00	44,595.00	17,243.43	22,667.73	4,683.84
11000- 1000- 52220- 0000- 512001- 0000- 00000	MedicarePaymnts	10,441.00	10,441.00	4,032.51	5,301.23	1,107.26
11000- 1000- 52311- 0000- 512001- 0000- 00000	Hth&MedPremiums	90,772.00	90,772.00	33,051.68	42,345.70	15,374.62
11000- 1000- 52312- 0000- 512001- 0000- 00000	Life	867.00	867.00	144.04	178.59	544.37
11000- 1000- 52313- 0000- 512001- 0000- 00000	Dental	4,242.00	4,242.00	1,588.89	1,956.91	696.20
11000- 1000- 52314- 0000- 512001- 0000- 00000	Vision	888.00	888.00	298.26	383.36	206.38
11000- 1000- 52315- 0000- 512001- 0000- 00000	Disability	1,178.00	1,178.00	294.20	427.45	456.35
11000- 1000- 52500- 0000- 512001- 0000- 00000	UnemploymntComp	2,278.00	2,278.00	650.29	605.04	1,022.67
11000- 1000- 52710- 0000- 512001- 0000- 00000	WorkersCompPrem	7,826.00	7,926.00		7,897.00	29.00
11000- 1000- 52720- 0000- 512001- 0000- 00000	WorkrsCompERFee	588.00	588.00	60.10	65.13	462.77
11000- 1000- 53330- 1010- 512001- 0000- 00000	ProfessDevelop	2,000.00	2,000.00	125.00	715.00	1,160.00
11000- 1000- 53414- 1010- 512001- 0000- 00000	OthProfTechSvcs	3,000.00	3,000.00		2,012.10	987.90
11000- 1000- 53711- 1010- 512001- 0000- 00000	Other Charges		2,000.00	207.00	945.99	847.01
11000- 1000- 54610- 1010- 512001- 0000- 00000	RentLandBldngs	1,500.00	1,500.00	1,763.00		263.00-
11000- 1000- 54620- 1010- 512001- 0000- 00000	RentlEquipVehcl	800.00	800.00			800.00
11000- 1000- 55817- 1010- 512001- 0000- 00000	Student Travel	3,400.00	5,900.00	1,160.00	4,190.05	549.95
11000- 1000- 55819- 1010- 512001- 0000- 00000	EmpTravTeachers		245.00		245.00	
11000- 1000- 55915- 1010- 512001- 0000- 00000	OthContractSvcs	18,000.00	18,000.00	14,987.80	7,562.20	4,550.00-
11000- 1000- 56112- 3000- 512001- 0000- 00000	Other Textbooks		100.00		81.25	18.75
11000- 1000- 56113- 1010- 512001- 0000- 00000	Software	4,950.00	4,950.00		2,255.00	2,695.00
11000- 1000- 56118- 1010- 512001- 0000- 00000	GenSuppliesMats	158,155.00	58,942.00	2,081.52	9,057.31	47,803.17
11000- 1000- 56118- 3000- 512001- 0000- 00000	GenSuppliesMats		500.00		192.50	307.50
11000- 1000- 57332- 1010- 512001- 0000- 00000	SupplAssets<\$5k	200,000.00	167,295.00		186.95	167,108.05
Total for Func 1000 and Expense accounts		1,390,746.00	1,300,431.00	417,414.45	553,803.74	329,212.81

Selection Grouped by Account Type, Filtered by User Permissions, (Org = 120, Online/Offline = N, Period = 8, UnPosted JEs? = N, Assets and Liabilities? = N, Restricted Accts? = Y, Objct = 5, Obj Digits = 0, Page Break Lvl =)

Balances through 02/29/2020						Fiscal Year 2019/20
Funds- Func- Obj ct - Pr gm- Locat n- Jb Cl - Opt nl	Description	Adopted Budget	Revised Budget	Encumbered	Expenditure	Account Balance
Funds 11000 - Operational, Func 2100 - Supp Svcs Studnts						
11000-2100-51100-0000-512001-1214-00000	SalariesExpense,Couns-Soc	162,868.00	163,965.00	46,048.20	83,473.56	34,443.24
11000-2100-51100-0000-512001-1217-00000	SalariesExpense,SecClerTe	41,000.00	41,000.00	15,375.06	25,625.10	.16-
11000-2100-51100-0000-512001-1218-00000	SalariesExpense,SchlStude	66,000.00	66,000.00	24,750.00	41,250.00	
11000-2100-52111-0000-512001-0000-00000	EducRetirement	38,188.00	38,341.00	12,193.48	21,274.31	4,873.21
11000-2100-52112-0000-512001-0000-00000	ERARetireeHlth	5,398.00	5,419.00	1,723.56	3,007.05	688.39
11000-2100-52210-0000-512001-0000-00000	FICA Payments	16,733.00	16,733.00	5,060.89	8,843.89	2,828.22
11000-2100-52220-0000-512001-0000-00000	MedicarePaymnts	3,915.00	3,915.00	1,183.59	2,068.31	663.10
11000-2100-52311-0000-512001-0000-00000	Hth&MedPremiums	29,212.00	31,496.00	10,184.40	18,675.87	2,635.73
11000-2100-52312-0000-512001-0000-00000	Life	278.00	278.00	45.11	78.95	153.94
11000-2100-52313-0000-512001-0000-00000	Dental	1,054.00	1,054.00	336.60	654.45	62.95
11000-2100-52314-0000-512001-0000-00000	Vision	258.00	258.00	83.75	144.92	29.33
11000-2100-52315-0000-512001-0000-00000	Disability	260.00	264.00		123.57	140.43
11000-2100-52500-0000-512001-0000-00000	UnemploymntComp	731.00	906.00	201.01	251.54	453.45
11000-2100-52710-0000-512001-0000-00000	WorkersCompPrem	3,062.00	3,062.00		2,759.45	302.55
11000-2100-52720-0000-512001-0000-00000	WorkrsCompERFee	49.00	49.00	17.66	22.26	9.08
11000-2100-53211-2000-512001-0000-00000	DiagsContracted	9,300.00	16,310.00	7,539.20	8,760.80	10.00
11000-2100-53212-2000-512001-0000-00000	SpeechThrpsCont	12,500.00	12,500.00			12,500.00
11000-2100-53213-2000-512001-0000-00000	OccThrpstCont	3,500.00	3,500.00	1,014.86	2,485.14	
11000-2100-53215-2000-512001-0000-00000	PsychologtsCont		1,000.00	60.00	1,440.00	500.00-
11000-2100-53330-0000-512001-0000-00000	ProfessDevelop	600.00	600.00			600.00
11000-2100-53414-0000-512001-0000-00000	OthProfTechSvcs	19,950.00	19,950.00	9,076.19	10,873.81	
11000-2100-55915-0000-512001-0000-00000	OthContractSvcs	3,200.00	3,700.00	1,185.43	2,720.20	205.63-
11000-2100-56113-0000-512001-0000-00000	Software		7,200.00	7,174.75		25.25
11000-2100-56118-0000-512001-0000-00000	GenSuppliesMats		480.00		529.62	49.62-
11000-2100-56118-2000-512001-0000-00000	GenSuppliesMats	300.00	300.00		181.21	118.79
Total for Func 2100 and Expense accounts		418,356.00	438,280.00	143,253.74	235,244.01	59,782.25
Funds 11000 - Operational, Func 2200 - Suppt Svcs Inst						
11000-2200-53330-0000-512001-0000-00000	ProfessDevelop				265.00	265.00-
11000-2200-55915-0000-512001-0000-00000	OthContractSvcs	15,000.00	15,000.00	7,556.62	7,443.38	
11000-2200-56113-0000-512001-0000-00000	Software	5,600.00	7,300.00	2,566.50	4,659.58	73.92
11000-2200-56118-0000-512001-0000-00000	GenSuppliesMats	5,000.00	5,000.00	1,190.00	1,633.56	2,176.44
Total for Func 2200 and Expense accounts		25,600.00	27,300.00	11,313.12	14,001.52	1,985.36
Funds 11000 - Operational, Func 2300 - Suppt Svcs-Admin						
11000-2300-51100-0000-512001-1111-00000	SalariesExpense,Superinte	81,480.00	81,480.00	30,555.00	50,925.00	
11000-2300-52111-0000-512001-0000-00000	EducRetirement	11,530.00	11,530.00	4,323.60	7,205.99	.41
11000-2300-52112-0000-512001-0000-00000	ERARetireeHlth	1,630.00	1,630.00	611.10	1,018.50	.40

Selection Grouped by Account Type, Filtered by User Permissions, (Org = 120, Online/Offline = N, Period = 8, UnPosted JEs? = N, Assets and Liabilities? = N, Restricted Accts? = Y, Objct = 5, Obj Digits = 0, Page Break Lvl =)

Balances through 02/29/2020						Fiscal Year 2019/20
Funds- Func- Obj ct - Pr gm- Locat n- Jb Cl - Opt nl	Description	Adopted Budget	Revised Budget	Encumbered	Expenditure	Account Balance
Funds 11000 - Operational, Func 2300 - SupptSvcs-Admin (continued)						
11000- 2300- 52210- 0000- 512001- 0000- 00000	FICA Payments	5,052.00	5,052.00	1,849.59	3,087.77	114.64
11000- 2300- 52220- 0000- 512001- 0000- 00000	MedicarePaymnts	1,182.00	1,182.00	432.54	722.12	27.34
11000- 2300- 52311- 0000- 512001- 0000- 00000	Hth&MedPremiums	3,463.00	4,410.00	1,628.28	2,782.21	.49-
11000- 2300- 52312- 0000- 512001- 0000- 00000	Life	48.00	48.00	9.36	15.74	22.90
11000- 2300- 52313- 0000- 512001- 0000- 00000	Dental	102.00	108.00	39.87	68.28	.15-
11000- 2300- 52314- 0000- 512001- 0000- 00000	Vision	45.00	48.00	17.46	30.20	.34
11000- 2300- 52500- 0000- 512001- 0000- 00000	UnemploymntComp	126.00	147.00	30.51	44.80	71.69
11000- 2300- 52710- 0000- 512001- 0000- 00000	WorkersCompPrem	877.00	1,028.00		1,028.11	.11-
11000- 2300- 52720- 0000- 512001- 0000- 00000	WorkrsCompERFee	9.00	9.00	4.08	4.08	.84
11000- 2300- 53411- 0000- 512001- 0000- 00000	Auditing	14,570.00	16,209.00	470.73	18,099.27	2,361.00-
11000- 2300- 53413- 0000- 512001- 0000- 00000	Legal	3,500.00	28,500.00	2,617.59	18,382.41	7,500.00
11000- 2300- 53711- 0000- 512001- 0000- 00000	Other Charges		220.00		220.45	.45-
11000- 2300- 55400- 0000- 512001- 0000- 00000	Advertising	100.00	1,000.00	323.51	676.49	
11000- 2300- 55812- 0000- 512001- 0000- 00000	Board Training	2,000.00	2,000.00	175.00		1,825.00
11000- 2300- 55915- 0000- 512001- 0000- 00000	OthContractSvcs	9,000.00	9,000.00	5,224.34	3,775.66	
Total for Func 2300 and Expense accounts		134,714.00	163,601.00	48,312.56	108,087.08	7,201.36
Funds 11000 - Operational, Func 2400 - SupSvcsSchAdmin						
11000- 2400- 51100- 0000- 512001- 1217- 00000	SalariesExpense,SecClerTe	69,500.00	69,500.00	26,062.56	43,437.60	.16-
11000- 2400- 51300- 0000- 512001- 1217- 00000	AddtnlCompenstn,SecClerTe	7,625.00	7,625.00	1,875.06	3,125.10	2,624.84
11000- 2400- 52111- 0000- 512001- 0000- 00000	EducRetirement	10,915.00	10,915.00	3,953.16	6,588.60	373.24
11000- 2400- 52112- 0000- 512001- 0000- 00000	ERARetireeHlth	1,543.00	1,543.00	558.81	931.34	52.85
11000- 2400- 52210- 0000- 512001- 0000- 00000	FICA Payments	4,784.00	4,784.00	1,685.07	2,814.01	284.92
11000- 2400- 52220- 0000- 512001- 0000- 00000	MedicarePaymnts	1,122.00	1,122.00	394.11	658.14	69.75
11000- 2400- 52311- 0000- 512001- 0000- 00000	Hth&MedPremiums	3,713.00	3,763.00	1,392.30	2,370.84	.14-
11000- 2400- 52312- 0000- 512001- 0000- 00000	Life	114.00	114.00	21.24	35.40	57.36
11000- 2400- 52313- 0000- 512001- 0000- 00000	Dental	840.00	848.00	314.55	533.55	.10-
11000- 2400- 52314- 0000- 512001- 0000- 00000	Vision	172.00	174.00	64.26	110.16	.42-
11000- 2400- 52315- 0000- 512001- 0000- 00000	Disability	149.00	152.00	55.58	96.22	.20
11000- 2400- 52500- 0000- 512001- 0000- 00000	UnemploymntComp	300.00	346.00	92.25	116.68	137.07
11000- 2400- 52710- 0000- 512001- 0000- 00000	WorkersCompPrem	789.00	840.00		839.92	.08
11000- 2400- 52720- 0000- 512001- 0000- 00000	WorkrsCompERFee	20.00	20.00	9.20	9.20	1.60
11000- 2400- 53330- 0000- 512001- 0000- 00000	ProfessDevelop	2,000.00	2,000.00	150.00		1,850.00
11000- 2400- 53711- 0000- 512001- 0000- 00000	Other Charges		144.00	44.00	100.00	
11000- 2400- 55813- 0000- 512001- 0000- 00000	EmpTravNonTeach	1,500.00	1,673.00	150.00	1,672.58	149.58-
11000- 2400- 55915- 0000- 512001- 0000- 00000	OthContractSvcs	150.00	200.00	2,803.13	896.87	3,500.00-
11000- 2400- 56118- 0000- 512001- 0000- 00000	GenSuppliesMats	25,950.00	25,950.00	4,759.68	3,343.17	17,847.15

Selection Grouped by Account Type, Filtered by User Permissions, (Org = 120, Online/Offline = N, Period = 8, UnPosted JEs? = N, Assets and Liabilities? = N, Restricted Accts? = Y, Objct = 5, Obj Digits = 0, Page Break Lvl =)

Balances through 02/29/2020						Fiscal Year 2019/20
Funds- Func- Obj ct - Pr gm- Locat n- JbCl - Opt nl	Description	Adopted Budget	Revised Budget	Encumbered	Expenditure	Account Balance
Funds 11000 - Operational, Func 2400 - SupSvcsSchAdmin (continued)						
11000-2400-57331-0000-512001-0000-00000	FixedAssets>\$5k				170.00	170.00-
Total for Func 2400 and Expense accounts		131,186.00	131,713.00	44,384.96	67,849.38	19,478.66
Funds 11000 - Operational, Func 2500 - Central Svcs						
11000-2500-53330-0000-512001-0000-00000	ProfessDevelop		6,912.00	4,608.00	2,304.00	
11000-2500-53414-0000-512001-0000-00000	OthProfTechSvcs	129,405.00	129,405.00	60,051.31	69,350.13	3.56
11000-2500-53711-0000-512001-0000-00000	Other Charges		276.00		276.00	
11000-2500-54620-0000-512001-0000-00000	RentEquipVehcl	17,000.00	18,197.00	5,031.83	13,165.00	.17
11000-2500-55400-0000-512001-0000-00000	Advertising	5,600.00	5,600.00	3,740.21	1,132.39	727.40
11000-2500-55915-0000-512001-0000-00000	OthContractSvcs	600.00	650.00	250.00	400.00	
11000-2500-56113-0000-512001-0000-00000	Software	17,260.00	17,260.00		17,260.00	
11000-2500-56118-0000-512001-0000-00000	GenSuppliesMats	15,000.00	15,000.00	40.75	3,625.36	11,333.89
Total for Func 2500 and Expense accounts		184,865.00	193,300.00	73,722.10	107,512.88	12,065.02
Funds 11000 - Operational, Func 2600 - Op&MaintofPlant						
11000-2600-54312-0000-512001-0000-00000	MntRepBlgsGrnds	13,200.00	13,200.00	6,622.57	9,632.50	3,055.07-
11000-2600-54411-0000-512001-0000-00000	Electricity	28,000.00	28,000.00	11,633.38	16,366.62	
11000-2600-54412-0000-512001-0000-00000	NatGasBuildings	2,000.00	2,000.00	1,220.43	779.57	
11000-2600-54415-0000-512001-0000-00000	Water/Sewage	6,400.00	6,410.00	2,151.39	4,258.61	
11000-2600-54416-0000-512001-0000-00000	CommunicatnSvcs	16,250.00	17,765.00	8,787.38	8,978.04	.42-
11000-2600-54610-0000-512001-0000-00000	RentLandBldngs	257,630.00	306,828.00	77,038.07	229,790.09	.16-
11000-2600-55200-0000-512001-0000-00000	PropertyLiablns	17,100.00	17,371.00		17,370.82	.18
11000-2600-55915-0000-512001-0000-00000	OthContractSvcs	67,650.00	67,650.00	23,845.60	34,660.79	9,143.61
11000-2600-56118-0000-512001-0000-00000	GenSuppliesMats	33,500.00	33,500.00	2,722.81	2,309.77	28,467.42
11000-2600-57332-0000-512001-0000-00000	SupplAssets<\$5k		2,595.00		2,595.00	
Total for Func 2600 and Expense accounts		441,730.00	495,319.00	134,021.63	326,741.81	34,555.56
Funds 11000 - Operational, Func 2900 - Oth Suppt Svcs						
11000-2900-58211-0000-512001-0000-00000	TaxLiab/Penalty				224.93	224.93-
11000-2900-58215-0000-512001-0000-00000	RestrictExpend	234,800.00	234,800.00			234,800.00
Total for Func 2900 and Expense accounts		234,800.00	234,800.00	.00	224.93	234,575.07
Funds 11000 - Operational, Func 3100 - FoodSvcsOpertns						
11000-3100-56118-0000-512001-0000-00000	GenSuppliesMats	2,500.00	2,500.00	36.15	298.78	2,165.07
Total for Func 3100 and Expense accounts		2,500.00	2,500.00	36.15	298.78	2,165.07
Total for Funds 11000		2,964,497.00	2,987,244.00	872,458.71	1,413,764.13	701,021.16
Funds 21000 - Food Svcs, Func 3100 - FoodSvcsOpertns						
21000-3100-56116-0000-512001-0000-00000	Food	63,895.00	60,504.00	24,818.04	39,066.75	3,380.79-
Total for Funds 21000, Func 3100 and Expense accounts		63,895.00	60,504.00	24,818.04	39,066.75	3,380.79-

Selection Grouped by Account Type, Filtered by User Permissions, (Org = 120, Online/Offline = N, Period = 8, UnPosted JEs? = N, Assets and Liabilities? = N, Restricted Accts? = Y, Objct = 5, Obj Digits = 0, Page Break Lvl =)

Balances through 02/29/2020						Fiscal Year 2019/20
Funds- Func- Obj ct - Pr gm- Locat n- Jb Cl - Opt nl	Description	Adopted Budget	Revised Budget	Encumbered	Expenditure	Account Balance
Funds 23000 - Non-InstctSupp, Func 1000 - Instruction						
23000- 1000- 53711- 0000- 512001- 0000- 00000	Other Charges		500.00			500.00
23000- 1000- 56118- 0000- 512001- 0000- 00000	GenSuppliesMats	989.00	3,489.00	1,153.74	2,511.45	176.19-
23000- 1000- 56118- 1010- 512001- 0000- 00000	GenSuppliesMats		535.00		568.31	33.31-
Total for Funds 23000, Func 1000 and Expense accounts		989.00	4,524.00	1,153.74	3,079.76	290.50
Funds 24101 - Title I - IASA, Func 1000 - Instruction						
24101- 1000- 51100- 1010- 512001- 1411- 00000	SalariesExpense, Teachers	7,359.00	7,359.00			7,359.00
24101- 1000- 51100- 1010- 512001- 1711- 00000	SalariesExpense, InstAsst1	61,900.00	61,900.00	30,237.68	38,285.83	6,623.51-
24101- 1000- 51300- 1010- 512001- 1411- 00000	AddtnlCompenstrn, Teachers	2,700.00	2,700.00			2,700.00
24101- 1000- 51300- 1010- 512001- 1711- 00000	AddtnlCompenstrn, InstAsst1	5,000.00	5,000.00	3,529.24	3,337.56	1,866.80-
24101- 1000- 52111- 0000- 512001- 0000- 00000	EducRetirement	10,893.00	10,893.00	4,778.08	5,846.40	268.52
24101- 1000- 52112- 0000- 512001- 0000- 00000	ERARetireeHlth	1,540.00	1,540.00	675.30	826.32	38.38
24101- 1000- 52210- 0000- 512001- 0000- 00000	FICA Payments	4,773.00	4,773.00	1,980.47	2,418.37	374.16
24101- 1000- 52220- 0000- 512001- 0000- 00000	MedicarePaymnts	1,120.00	1,120.00	463.17	565.50	91.33
24101- 1000- 52311- 0000- 512001- 0000- 00000	Hth&MedPremiums	6,236.00	6,236.00	3,981.81	4,979.56	2,725.37-
24101- 1000- 52312- 0000- 512001- 0000- 00000	Life	121.00	121.00	28.36	35.53	57.11
24101- 1000- 52313- 0000- 512001- 0000- 00000	Dental	321.00	321.00	229.55	285.13	193.68-
24101- 1000- 52314- 0000- 512001- 0000- 00000	Vision	63.00	63.00	44.77	58.90	40.67-
24101- 1000- 52315- 0000- 512001- 0000- 00000	Disability	124.00	124.00	54.51	67.16	2.33
24101- 1000- 52500- 0000- 512001- 0000- 00000	UnemploymntComp	317.00	317.00	111.51	174.67	30.82
24101- 1000- 52710- 0000- 512001- 0000- 00000	WorkersCompPrem	786.00	786.00		621.02	164.98
24101- 1000- 52720- 0000- 512001- 0000- 00000	WorkrsCompERFee	22.00	22.00	10.12	10.12	1.76
24101- 1000- 56118- 1010- 512001- 0000- 00000	GenSuppliesMats	3,351.00	3,351.00		1,199.61	2,151.39
Total for Funds 24101, Func 1000 and Expense accounts		106,626.00	106,626.00	46,124.57	58,711.68	1,789.75
Funds 24106 - IDEABEntitlemnt, Func 1000 - Instruction						
24106- 1000- 51100- 2000- 512001- 1712- 00000	SalariesExpense, InstAsstS	25,600.00	25,600.00	9,666.70	12,566.71	3,366.59
24106- 1000- 51300- 2000- 512001- 1712- 00000	AddtnlCompenstrn, InstAsstS			1,041.70	937.53	1,979.23-
24106- 1000- 52111- 0000- 512001- 0000- 00000	EducRetirement	3,621.00	3,621.00	1,515.20	1,910.80	195.00
24106- 1000- 52112- 0000- 512001- 0000- 00000	ERARetireeHlth	512.00	512.00	214.20	270.14	27.66
24106- 1000- 52210- 0000- 512001- 0000- 00000	FICA Payments	1,588.00	1,588.00	617.90	780.83	189.27
24106- 1000- 52220- 0000- 512001- 0000- 00000	MedicarePaymnts	372.00	372.00	144.50	182.61	44.89
24106- 1000- 52311- 0000- 512001- 0000- 00000	Hth&MedPremiums	6,069.00	6,069.00	1,635.80	2,152.46	2,280.74
24106- 1000- 52312- 0000- 512001- 0000- 00000	Life	57.00	57.00	9.40	12.22	35.38
24106- 1000- 52313- 0000- 512001- 0000- 00000	Dental	241.00	241.00	80.10	105.55	55.35
24106- 1000- 52314- 0000- 512001- 0000- 00000	Vision	53.00	53.00	17.50	23.25	12.25
24106- 1000- 52315- 0000- 512001- 0000- 00000	Disability	104.00	104.00			104.00

Selection Grouped by Account Type, Filtered by User Permissions, (Org = 120, Online/Offline = N, Period = 8, UnPosted JEs? = N, Assets and Liabilities? = N, Restricted Accts? = Y, Objct = 5, Obj Digits = 0, Page Break Lvl =)

Balances through 02/29/2020						Fiscal Year 2019/20
Funds- Func- Obj ct - Pr gm- Locat n- Jb Cl - Opt nl	Description	Adopted Budget	Revised Budget	Encumbered	Expenditure	Account Balance
Funds 24106 - IDEABEntitlemnt, Func 1000 - Instruction (continued)						
24106- 1000- 52500- 0000- 512001- 0000- 00000	UnemploymntComp	150.00	150.00	35.30	75.89	38.81
24106- 1000- 52710- 0000- 512001- 0000- 00000	WorkersCompPrem	291.00	291.00		240.68	50.32
24106- 1000- 52720- 0000- 512001- 0000- 00000	WorkrsCompERFee	10.00	10.00	3.68	3.68	2.64
24106- 1000- 56118- 2000- 512001- 0000- 00000	GenSuppliesMats	2,500.00	2,500.00			2,500.00
Total for Func 1000 and Expense accounts		41,168.00	41,168.00	14,981.98	19,262.35	6,923.67
Funds 24106 - IDEABEntitlemnt, Func 2100 - SuppSvcsStudnts						
24106- 2100- 53211- 2000- 512001- 0000- 00000	DiagsContracted	19,805.00	19,805.00	480.69	6,319.31	13,005.00
24106- 2100- 53212- 2000- 512001- 0000- 00000	SpeechThrpsCont			3,590.14	8,909.86	12,500.00-
Total for Func 2100 and Expense accounts		19,805.00	19,805.00	4,070.83	15,229.17	505.00
Total for Funds 24106		60,973.00	60,973.00	19,052.81	34,491.52	7,428.67
Funds 24154 - TchPrinTrainRec, Func 1000 - Instruction						
24154- 1000- 51300- 1010- 512001- 1411- 00000	AddtnlCompenstrn,Teachers	3,600.00	3,600.00	825.00	680.00	2,095.00
24154- 1000- 52111- 0000- 512001- 0000- 00000	EducRetirement	510.00	510.00	116.71	96.20	297.09
24154- 1000- 52112- 0000- 512001- 0000- 00000	ERARetireeHlth	72.00	72.00	16.61	13.63	41.76
24154- 1000- 52210- 0000- 512001- 0000- 00000	FICA Payments	224.00	224.00	51.15	42.16	130.69
24154- 1000- 52220- 0000- 512001- 0000- 00000	MedicarePaymnts	53.00	53.00	11.88	9.83	31.29
24154- 1000- 52500- 0000- 512001- 0000- 00000	UnemploymntComp			1.20	1.60	2.80-
24154- 1000- 53330- 1010- 512001- 0000- 00000	ProfessDevelop	2,500.00	2,500.00	1,492.82	1,542.26	535.08-
Total for Func 1000 and Expense accounts		6,959.00	6,959.00	2,515.37	2,385.68	2,057.95
Funds 24154 - TchPrinTrainRec, Func 2400 - SupSvcsSchAdmin						
24154- 2400- 53330- 0000- 512001- 0000- 00000	ProfessDevelop	6,141.00	6,141.00		1,660.00	4,481.00
Total for Func 2400 and Expense accounts		6,141.00	6,141.00	.00	1,660.00	4,481.00
Total for Funds 24154		13,100.00	13,100.00	2,515.37	4,045.68	6,538.95
Funds 24189 - SSAE Title IV, Func 2100 - SuppSvcsStudnts						
24189- 2100- 51100- 0000- 512001- 1214- 00000	SalariesExpense,Couns-Soc		7,388.00	3,175.04	3,656.29	556.67
24189- 2100- 52111- 0000- 512001- 0000- 00000	EducRetirement		1,046.00	449.35	517.39	79.26
24189- 2100- 52112- 0000- 512001- 0000- 00000	ERARetireeHlth		148.00	63.47	73.11	11.42
24189- 2100- 52210- 0000- 512001- 0000- 00000	FICA Payments		436.00	187.55	216.01	32.44
24189- 2100- 52220- 0000- 512001- 0000- 00000	MedicarePaymnts		102.00	43.78	50.48	7.74
24189- 2100- 52311- 0000- 512001- 0000- 00000	Hth&MedPremiums		798.00	336.60	401.12	60.28
24189- 2100- 52312- 0000- 512001- 0000- 00000	Life		5.00	2.09	2.47	.44
24189- 2100- 52313- 0000- 512001- 0000- 00000	Dental		21.00	8.80	10.47	1.73
24189- 2100- 52314- 0000- 512001- 0000- 00000	Vision		9.00	3.85	4.60	.55
24189- 2100- 52500- 0000- 512001- 0000- 00000	UnemploymntComp		46.00	9.79	19.54	16.67
24189- 2100- 52710- 0000- 512001- 0000- 00000	WorkersCompPrem		1.00			1.00

Selection Grouped by Account Type, Filtered by User Permissions, (Org = 120, Online/Offline = N, Period = 8, UnPosted JEs? = N, Assets and Liabilities? = N, Restricted Accts? = Y, Obj Digits = 0, Page Break Lvl =)

Balances through 02/29/2020						Fiscal Year 2019/20	
Funds- Func- Obj ct - Pr gm- Locat n- Jb Cl - Opt nl	Description	Adopted Budget	Revised Budget	Encumbered	Expenditure	Account Balance	
Funds 24189 - SSAE Title IV, Func 2100 - SuppSvcsStudnts (continued)							
24189- 2100- 52720- 0000- 512001- 0000- 00000	WorkrsCompERFee			.74	.74	1.48-	
24189- 2100- 55915- 0000- 512001- 0000- 00000	OthContractSvcs	10,000.00					
Total for Funds 24189, Func 2100 and Expense accounts		10,000.00	10,000.00	4,281.06	4,952.22	766.72	
Funds 24190 - Title I CSI, Func 1000 - Instruction							
24190- 1000- 51100- 1010- 512001- 1711- 00000	SalariesExpense,InstAsst1		34,962.00	11,045.23	2,209.04	21,707.73	
24190- 1000- 51300- 1010- 512001- 1411- 00000	AddtnlCompenstrn,Teachers		12,796.00		2,110.40	10,685.60	
24190- 1000- 51300- 1010- 512001- 1711- 00000	AddtnlCompenstrn,InstAsst1			1,041.70	208.34	1,250.04-	
24190- 1000- 52111- 0000- 512001- 0000- 00000	EducRetirement		5,420.00	1,710.30	640.67	3,069.03	
24190- 1000- 52112- 0000- 512001- 0000- 00000	ERARetireeHlth		808.00	241.70	90.55	475.75	
24190- 1000- 52210- 0000- 512001- 0000- 00000	FICA Payments		2,584.00	663.10	263.46	1,657.44	
24190- 1000- 52220- 0000- 512001- 0000- 00000	MedicarePaymnts		600.00	155.10	61.61	383.29	
24190- 1000- 52311- 0000- 512001- 0000- 00000	Hth&MedPremiums		2,500.00	3,248.10	649.62	1,397.72-	
24190- 1000- 52312- 0000- 512001- 0000- 00000	Life		60.00	11.80	2.36	45.84	
24190- 1000- 52313- 0000- 512001- 0000- 00000	Dental		400.00			400.00	
24190- 1000- 52314- 0000- 512001- 0000- 00000	Vision		160.00			160.00	
24190- 1000- 52500- 0000- 512001- 0000- 00000	UnemploymntComp		950.00	39.90	14.94	895.16	
24190- 1000- 52710- 0000- 512001- 0000- 00000	WorkersCompPrem		56.00			56.00	
24190- 1000- 52720- 0000- 512001- 0000- 00000	WorkrsCompERFee			4.60		4.60-	
24190- 1000- 57332- 1010- 512001- 0000- 00000	SupplAssets<\$5k		2,100.00	1,058.00	958.00	84.00	
Total for Funds 24190, Func 1000 and Expense accounts		.00	63,396.00	19,219.53	7,208.99	36,967.48	
Funds 26207 - CNM Foundation, Func 1000 - Instruction							
26207- 1000- 56118- 1010- 512001- 0000- 00000	GenSuppliesMats	382.00	882.00		500.00	382.00	
Total for Funds 26207, Func 1000 and Expense accounts		382.00	882.00	.00	500.00	382.00	
Funds 27103 - DualCRInstMatrl, Func 1000 - Instruction							
27103- 1000- 56112- 3000- 512001- 0000- 00000	Other Textbooks		2,648.00	752.25	1,053.75	842.00	
Total for Funds 27103, Func 1000 and Expense accounts		.00	2,648.00	752.25	1,053.75	842.00	
Funds 27107 - 2012GOBondSB66, Func 1000 - Instruction							
27107- 1000- 56114- 1010- 512001- 0000- 00000	LibraryAudioVis	2,796.00	2,796.00			2,796.00	
27107- 1000- 57332- 1010- 512001- 0000- 00000	SupplAssets<\$5k		3,444.00		2,399.93	1,044.07	
Total for Funds 27107, Func 1000 and Expense accounts		2,796.00	6,240.00	.00	2,399.93	3,840.07	
Funds 27109 - PEDSafetySchls, Func 1000 - Instruction							
27109- 1000- 56107- 1010- 512001- 0000- 00000	InsMatCR50%Txbk		9,274.00		805.68	8,468.32	
27109- 1000- 56109- 1010- 512001- 0000- 00000	InsMatOnlDgtSub			632.00	9,432.00	10,064.00-	
27109- 1000- 56111- 1010- 512001- 0000- 00000	InsMatCsh50%Txb		9,273.00		2,046.55	7,226.45	

Selection Grouped by Account Type, Filtered by User Permissions, (Org = 120, Online/Offline = N, Period = 8, UnPosted JEs? = N, Assets and Liabilities? = N, Restricted Accts? = Y, Objc Digits = 0, Page Break Lvl =)

Balances through 02/29/2020						Fiscal Year 2019/20
Funds- Func- Obj ct - Pr gm- Locat n- JbCl - Opt nl	Description	Adopted Budget	Revised Budget	Encumbered	Expenditure	Account Balance
Total for Funds 27109, Func 1000 and Expense accounts		.00	18,547.00	632.00	12,284.23	5,630.77
Funds 28190 - GRADS-Instructn, Func 1000 - Instruction						
28190- 1000- 51100- 1010- 512001- 1411- 00000	SalariesExpense,Teachers		1,000.00	543.84	938.90	482.74-
28190- 1000- 52111- 0000- 512001- 0000- 00000	EducRetirement			76.89	132.80	209.69-
28190- 1000- 52112- 0000- 512001- 0000- 00000	ERARetireeHlth			10.89	18.80	29.69-
28190- 1000- 52210- 0000- 512001- 0000- 00000	FICA Payments			33.77	58.26	92.03-
28190- 1000- 52220- 0000- 512001- 0000- 00000	MedicarePaymnts			7.92	13.65	21.57-
28190- 1000- 52500- 0000- 512001- 0000- 00000	UnemploymntComp			1.76	5.65	7.41-
28190- 1000- 52720- 0000- 512001- 0000- 00000	WorkrsCompERFee			.22	.36	.58-
28190- 1000- 53330- 1010- 512001- 0000- 00000	ProfessDevelop	1,500.00	1,500.00			1,500.00
Total for Funds 28190, Func 1000 and Expense accounts		1,500.00	2,500.00	675.29	1,168.42	656.29
Funds 28203 - Grads Plus, Func 1000 - Instruction						
28203- 1000- 51100- 1010- 512001- 1411- 00000	SalariesExpense,Teachers		5,564.00		4,819.13	744.87
28203- 1000- 52111- 0000- 512001- 0000- 00000	EducRetirement		785.00		681.91	103.09
28203- 1000- 52112- 0000- 512001- 0000- 00000	ERARetireeHlth		113.00		96.39	16.61
28203- 1000- 52210- 0000- 512001- 0000- 00000	FICA Payments		350.00		298.77	51.23
28203- 1000- 52220- 0000- 512001- 0000- 00000	MedicarePaymnts		82.00		69.87	12.13
28203- 1000- 52500- 0000- 512001- 0000- 00000	UnemploymntComp		106.00		30.71	75.29
28203- 1000- 52720- 0000- 512001- 0000- 00000	WorkrsCompERFee				4.03	4.03-
28203- 1000- 55819- 1010- 512001- 0000- 00000	EmpTravTeachers		500.00	500.00		
28203- 1000- 56118- 1010- 512001- 0000- 00000	GenSuppliesMats		6,500.00	2,984.29	356.90	3,158.81
Total for Funds 28203, Func 1000 and Expense accounts		.00	14,000.00	3,484.29	6,357.71	4,158.00
Funds 31200 - PubSchCapOutlay, Func 4000 - Capital Outlay						
31200- 4000- 54610- 0000- 512001- 0000- 00000	RentILandBldngs		151,700.00	37,924.97	113,775.03	
Total for Funds 31200, Func 4000 and Expense accounts		.00	151,700.00	37,924.97	113,775.03	.00
Funds 31400 - SpcCapOutlaySt, Func 4000 - Capital Outlay						
31400- 4000- 56113- 0000- 512001- 0000- 00000	Software				3,787.80	3,787.80-
31400- 4000- 57200- 0000- 512001- 0000- 00000	BuildingPurchase	100,000.00	100,000.00			100,000.00
31400- 4000- 57331- 0000- 512001- 0000- 00000	FixedAssets>\$5k	96,227.00	96,227.00		6,273.00	89,954.00
Total for Funds 31400, Func 4000 and Expense accounts		196,227.00	196,227.00	.00	10,060.80	186,166.20
Funds 31600 - CapImprvmtsHB33, Func 2300 - SupptSvcs-Admin						
31600- 2300- 53712- 0000- 512001- 0000- 00000	CityTaxCollCost	1,500.00	2,000.00		883.45	1,116.55
Total for Func 2300 and Expense accounts		1,500.00	2,000.00	.00	883.45	1,116.55
Funds 31600 - CapImprvmtsHB33, Func 4000 - Capital Outlay						
31600- 4000- 54640- 0000- 512001- 0000- 00000	RentalLease2Pur	470,023.00	519,792.00			519,792.00

Selection Grouped by Account Type, Filtered by User Permissions, (Org = 120, Online/Offline = N, Period = 8, UnPosted JEs? = N, Assets and Liabilities? = N, Restricted Accts? = Y, Objct = 5, Obj Digits = 0, Page Break Lvl =)

Balances through 02/29/2020						Fiscal Year 2019/20
Funds- Func- Obj ct - Pr gm- Locat n- JbCl - Opt nl	Description	Adopted Budget	Revised Budget	Encumbered	Expenditure	Account Balance
Total for Func 4000 and Expense accounts		470,023.00	519,792.00	.00	.00	519,792.00
Total for Funds 31600		471,523.00	521,792.00	.00	883.45	520,908.55
Funds 31700 - CapImprvmtsSB-9, Func 4000 - Capital Outlay						
31700- 4000- 57332- 0000- 512001- 0000- 00000	SupplAssets<\$5k	25,199.00	25,199.00			25,199.00
Total for Funds 31700, Func 4000 and Expense accounts		25,199.00	25,199.00	.00	.00	25,199.00
Funds 31701 - CapImprvsSB9Loc, Func 2300 - SupptSvcs-Admin						
31701- 2300- 53712- 0000- 512001- 0000- 00000	CityTaxCollCost	1,000.00	1,500.00		446.66	1,053.34
Total for Func 2300 and Expense accounts		1,000.00	1,500.00	.00	446.66	1,053.34
Funds 31701 - CapImprvsSB9Loc, Func 4000 - Capital Outlay						
31701- 4000- 57332- 0000- 512001- 0000- 00000	SupplAssets<\$5k	280,322.00	304,752.00			304,752.00
Total for Func 4000 and Expense accounts		280,322.00	304,752.00	.00	.00	304,752.00
Total for Funds 31701		281,322.00	306,252.00	.00	446.66	305,805.34
Total for Org 120 - Cesar Chavez Community		4,199,029.00	4,552,354.00	1,033,092.63	1,714,250.71	1,805,010.66

BankRecon01

Bank Reconciliation

Statement Date 02/29/2020

Cash Object 11011

Status Posted

Journal Entry #

Bank Statement Ending Balance	1,574,716.44	Service Charge	0.00
Less: Uncleared Payments	18,382.47	Interest Earned	0.00
Add: Uncleared Deposits	0.00		
Add: Uncleared Other	0.00	Cleared Payments	232,767.18
Adjusted Bank Balance	1,556,333.97	Cleared Deposits	332,999.27
System Cash Balance	1,556,333.97	Cleared Other	0.00
Add: Unposted Charges and Interest	0.00		
Revised System Cash Balance	1,556,333.97	Submitted By	EPEREZ, 03/10/2020
Difference	0.00	Posted By	AHILLIS, 03/10/2020

Uncleared Payments

Issued	Check #	Check Amount	Pay To Name	Vendor ID	Emp ID	Bank Acct
09/26/19	11633	29.00	Cuara-Martinez, Karina S	000936		120MAIN
11/26/19	11761	91.15	Arness, Tani	000696		120MAIN
12/13/19	11807	500.00	Tucanos NM	010061		120MAIN
02/21/20	11920	17.88	Berry, Melanie	010063		120MAIN
02/21/20	11922	3,787.80	CDW-G	000298		120MAIN
02/21/20	11925	265.00	Herbert, Sarah	001528		120MAIN
02/21/20	11926	525.63	IISC - Education	010100		120MAIN
02/21/20	11928	1,450.00	LSG and Associates, Inc.	010013		120MAIN
02/21/20	11930	958.00	Swivl, Inc.	010091		120MAIN
02/28/20	11932	134.69	Brian Bennett		000166	120MAIN
02/28/20	11933	128.93	Lawrence Reeder		000172	120MAIN
02/28/20	11934	94.77	EFTPS	900004		120MAIN
02/28/20	11935	10.59	ABCWUA	001289		120MAIN
02/28/20	11936	313.51	ACR LLC	001267		120MAIN
02/28/20	11937	1,542.26	Aguilar, Margaret	010035		120MAIN
02/28/20	11938	1,255.61	Amazon.com	001361		120MAIN
02/28/20	11939	35.15	Arness, Tani	000696		120MAIN
02/28/20	11940	47.31	Berry, Melanie	010063		120MAIN
02/28/20	11942	617.93	Century Link	001355		120MAIN
02/28/20	11943	810.89	Daniels Heating & AC, LLC	010043		120MAIN
02/28/20	11944	140.24	LaBarge Landscape	010003		120MAIN
02/28/20	11945	2,943.54	Mark's Plumbing & Heating	001401		120MAIN
02/28/20	11946	395.00	Perez, Maribel	010024		120MAIN
02/28/20	11947	1,704.54	PNM	000528		120MAIN
02/28/20	11948	583.05	Sam's Club & Wal-mart	000935		120MAIN
		18,382.47				

Selection Grouped by Org, Cash Object, Statement Date - Sorted by Item date, Item #, (Org = 120, Cash Object IN ('11011'), Bank Statement Date = 2/29/2020, Uncleared Only? = No)



Status Posted										Journal Entry #
Cleared Payments										
Issued	Check #	Check Amount	Cleared Amount	Difference	Cleared	Pay To Name	Vendor ID	Emp ID	Bank Acct	
01/09/20	11827	38.00	38.00		02/29/20	Arness, Tani	000696		120MAIN	
01/16/20	11859	4,000.00	4,000.00		02/29/20	FundEd, L.L.C. / Getfunded	001151		120MAIN	
01/16/20	11863	6,443.00	6,443.00		02/29/20	PROMEVO LLC	010102		120MAIN	
01/30/20	11868	1,864.63	1,864.63		02/29/20	360 Business Products	000883		120MAIN	
01/30/20	11869	313.51	313.51		02/29/20	ACR LLC	001267		120MAIN	
01/30/20	11870	611.75	611.75		02/29/20	Amazon.com	001361		120MAIN	
01/30/20	11871	180.97	180.97		02/29/20	Arness, Tani	000696		120MAIN	
01/30/20	11872	1,751.89	1,751.89		02/29/20	Bremmany, LLC	001586		120MAIN	
01/30/20	11873	1,659.58	1,659.58		02/29/20	CDW-G	000298		120MAIN	
01/30/20	11874	617.93	617.93		02/29/20	Century Link	001355		120MAIN	
01/30/20	11875	396.50	396.50		02/29/20	CNM Bookstore	000864		120MAIN	
01/30/20	11876	209.46	209.46		02/29/20	Dick Blick Art Materials	001325		120MAIN	
01/30/20	11877	623.82	623.82		02/29/20	Kelly Services, Inc.	010008		120MAIN	
01/30/20	11878	140.24	140.24		02/29/20	LaBarge Landscape	010003		120MAIN	
01/30/20	11879	645.00	645.00		02/29/20	LSG and Associates, Inc.	010013		120MAIN	
01/30/20	11880	310.99	310.99		02/29/20	New Mexico Gas Company	001288		120MAIN	
01/30/20	11881	1,052.16	1,052.16		02/29/20	Pitney Bowes	000762		120MAIN	
01/30/20	11882	50.00	50.00		02/29/20	Planned Parenthood of the Rocky Mo	010105		120MAIN	
01/30/20	11883	1,888.08	1,888.08		02/29/20	PNM	000528		120MAIN	
01/30/20	11884	418.96	418.96		02/29/20	Protection One	000534		120MAIN	
01/30/20	11885	323.63	323.63		02/29/20	Wharff Lackey Accounting & Technology LI	001572		120MAIN	
01/30/20	11886	223.30	223.30		02/29/20	White Stone Communications	010017		120MAIN	
02/06/20	11888	10.59	10.59		02/29/20	ABCWUA	001289		120MAIN	
02/06/20	11889	9,533.45	9,533.45		02/29/20	ACES	001522		120MAIN	
02/06/20	11890	25.35	25.35		02/29/20	Arness, Tani	000696		120MAIN	
02/06/20	11891	62.11	62.11		02/29/20	Berry, Melanie	010063		120MAIN	
02/06/20	11892	82.26	82.26		02/29/20	Century Link	001355		120MAIN	
02/06/20	11893	143.64	143.64		02/29/20	EM3 Networks, LLC	010028		120MAIN	
02/06/20	11894	196.33	196.33		02/29/20	Kelly Services, Inc.	010008		120MAIN	
02/06/20	11895	5,644.00	5,644.00		02/29/20	NaMa Catering	001495		120MAIN	
02/06/20	11896	5,561.39	5,561.39		02/29/20	Precision Security, LLC	010046		120MAIN	
02/06/20	11897	152.98	152.98		02/29/20	Smith's - Account #J00984	000585		120MAIN	
02/06/20	11898	50.00	50.00		02/29/20	TSA Consulting Group, Inc.	001363		120MAIN	
02/06/20	11899	88.98	88.98		02/29/20	Verizon Wireless	000658		120MAIN	
02/06/20	11900	185.06	185.06		02/29/20	Waste Management of New Mexico	001428		120MAIN	

Selection Grouped by Org, Cash Object, Statement Date - Sorted by Item date, Item #, (Org = 120, Cash Object IN ('11011'), Bank Statement Date = 2/29/2020, Uncleared Only? = No)

Statement Date 02/29/2020

Cash Object 11011

Status Posted

Journal Entry #

Cleared Payments (continued)

Issued	Check #	Check Amount	Cleared Amount	Difference	Cleared	Pay To Name	Vendor ID	Emp ID	Bank Acct
02/06/20	11901	107.88	107.88		02/29/20	Wharff Lackey Accounting & Technology LI	001572		120MAIN
02/07/20	11917	16,847.90	16,847.90		02/29/20	NMPSIA	900001		120MAIN
02/10/20	11902	10,668.53	10,668.53		02/29/20	EFTPS	900004		120MAIN
02/10/20	11914	3,450.00	3,450.00		02/29/20	EPARS TSA Consulting Group Inc	901000		120MAIN
02/10/20	11915	3,198.93	3,198.93		02/29/20	NM RHC	900006		120MAIN
02/10/20	Batch 02/10/2020	31,369.30	31,369.30		02/29/20				120MAIN
02/11/20	11903	36.00	36.00		02/29/20	ACT, Inc.	000807		120MAIN
02/11/20	11904	44.95	44.95		02/29/20	Albuquerque Florist, Inc.	010082		120MAIN
02/11/20	11905	475.00	475.00		02/29/20	Arness, Tani	000696		120MAIN
02/11/20	11906	395.00	395.00		02/29/20	Boyce, Laurie E.	001299		120MAIN
02/11/20	11907	4,774.08	4,774.08		02/29/20	CES	000327		120MAIN
02/11/20	11908	44.00	44.00		02/29/20	Gangwere, Walter	010108		120MAIN
02/11/20	11909	135.92	135.92		02/29/20	Kelly Services, Inc.	010008		120MAIN
02/11/20	11910	7.98	7.98		02/29/20	Sam's Club & Wal-mart	000935		120MAIN
02/11/20	11911	539.38	539.38		02/29/20	SG Consulting Services, LLC	001409		120MAIN
02/11/20	11912	1,589.40	1,589.40		02/29/20	Wells Fargo Financial	000647		120MAIN
02/13/20	11913	26,441.92	26,441.92		02/29/20	NM Educational RetirementBoard	900005		120MAIN
02/17/20	11916	2,618.67	2,618.67		02/29/20	NM Taxation/Revenue Department	900003		120MAIN
02/21/20	11918	759.98	759.98		02/29/20	360 Business Products	000883		120MAIN
02/21/20	11919	397.76	397.76		02/29/20	ABCWUA	001289		120MAIN
02/21/20	11921	1,751.89	1,751.89		02/29/20	Bremmany, LLC	001586		120MAIN
02/21/20	11923	100.10	100.10		02/29/20	Century Link	001355		120MAIN
02/21/20	11924	198.16	198.16		02/29/20	Crystal Springs Bottled Water	000334		120MAIN
02/21/20	11927	395.00	395.00		02/29/20	Lang, David	001534		120MAIN
02/21/20	11929	650.63	650.63		02/29/20	Matthews Fox, P.C.	001194		120MAIN
02/25/20	11931	10,729.66	10,729.66		02/29/20	EFTPS	900004		120MAIN
02/25/20	Batch 02/25/2020	31,549.06	31,549.06		02/29/20				120MAIN
02/28/20	11941	37,990.56	37,990.56		02/29/20	CCCS Education Foundation	001285		120MAIN
		232,767.18	232,767.18						

Cleared Deposits

Deposited	Deposit #	Deposit Amount	Cleared Amount	Difference	Cleared	Bank Acct
02/04/20	Batch 02/04/2020	15,405.62	15,405.62		02/29/20	120MAIN
02/06/20	Batch 02/06/2020	5,401.70	5,401.70		02/29/20	120MAIN
02/10/20	Batch 02/10/2020	193,640.00	193,640.00		02/29/20	120MAIN
02/11/20	Batch 02/11/2020	10.00	10.00		02/29/20	120MAIN

Selection Grouped by Org, Cash Object, Statement Date - Sorted by Item date, Item #, (Org = 120, Cash Object IN ('11011'), Bank Statement Date = 2/29/2020, Uncleared Only? = No)



Statement Date 02/29/2020

Cash Object 11011

Status Posted

Journal Entry #

Cleared Deposits (continued)

Deposited	Deposit #	Deposit Amount	Cleared Amount	Difference	Cleared	Bank Acct
02/12/20	Batch 02/12/2020	37,925.00	37,925.00		02/29/20	120MAIN
02/20/20	Batch 02/20/2020	70,515.07	70,515.07		02/29/20	120MAIN
02/25/20	Batch 02/25/2020	1,125.69	1,125.69		02/29/20	120MAIN
02/28/20	Batch 02/28/2020	8,976.19	8,976.19		02/29/20	120MAIN
		332,999.27	332,999.27			

Analyzed Business Checking - PF

Account number: [REDACTED] ■ February 1, 2020 - February 29, 2020 ■ Page 1 of 3



CEASAR CHAVEZ COMMUNITY SCHOOL
OPERATING ACCOUNT
1325 PALOMAS DR SE
ALBUQUERQUE NM 87108-4718

Questions?

Call your Customer Service Officer or Client Services
1-800-AT WELLS (1-800-289-3557)
5:00 AM TO 6:00 PM Pacific Time Monday - Friday

Online: wellsfargo.com

Write: Wells Fargo Bank, N.A. (585)
P.O. Box 6995
Portland, OR 97228-6995

Account summary

Analyzed Business Checking - PF

Account number	Beginning balance	Total credits	Total debits	Ending balance
[REDACTED]	\$1,474,484.35	\$333,930.71	-\$233,698.62	\$1,574,716.44

Credits

Deposits

Effective date	Posted date	Amount	Transaction detail
02/04	02/05	617.93	Reversal of Check Posted 2-04-20 Reposted 2-05-20 as Serial 0000011874 Our Ref: 2-04-20 00000000
02/10	02/11	313.51	Reversal of Check Posted 2-10-20 Reposted 2-11-20 as Serial 0000011869 Our Ref: 2-10-20 00000000
	02/11	10.00	Deposit
	02/28	8,976.19	Deposit
		\$9,917.63	Total deposits

Electronic deposits/bank credits

Effective date	Posted date	Amount	Transaction detail
	02/04	15,405.62	State of NEW Mex Vndr Pymt Nmap0000693734 512-000-1920-24101-0001 24101 Title I-Esea 07/01/
	02/06	5,401.70	State of NEW Mex Vndr Pymt Nmap0000706072 USDA December 2019 USDA December 2019
	02/10	193,640.00	State of NEW Mex Vndr Pymt Nmap0000707930 11000 Seg February 2020 11000 Seg February 2020
	02/12	37,925.00	State of NEW Mex Vndr Pymt Nmap0000709473 20-00005
	02/20	70,515.07	Treasurersgenera Payments 15-12 Bernco Treas Distribution
	02/25	1,125.69	State of NEW Mex Vndr Pymt Nmap0000718740 512-000-1920-24189-0001 24189 Student Supp Academ
		\$324,013.08	Total electronic deposits/bank credits
		\$333,930.71	Total credits



Debits

Electronic debits/bank debits

Effective date	Posted date	Amount	Transaction detail
02/07		16,847.90	WT Seq163979 State of NEW Mexico /Bnf=Nmpsia Srf# Nmpsia 2020 02 Trn#200207163979 Rfb# 352
02/07		31,369.30	ACH Prep Origintn - Cesar Chavez Com - File 1200948759 Coid 1200948759
02/10		3,450.00	WT Seq180852 Tsa Consulting Group, I /Bnf=Tsa Consulting Group Srf# Gw00000031146667 Trn#200207180852 Rfb# 354
02/10		3,198.93	WT Seq180547 State of NEW Mexico /Bnf=Nmrhca Srf# Ccc-Rhc 2020 01 Trn#200207180547 Rfb# 353
02/10		10,668.53	< Business to Business ACH Debit - IRS Usatxpymt 021020 270044100373018 Cesar Chavez Community
02/14		26,441.92	< Business to Business ACH Debit - Nmerb Web Pay 200213 02336 Cesar Chavez Community
02/20		2,618.67	< Business to Business ACH Debit - Tax_Rev_Crs_Ecks Trd Pmnt 200218 1059157248 Cesar Chavez Community
02/24		31,549.06	ACH Prep Origintn - Cesar Chavez Com - File 1200948759 Coid 1200948759
02/25		10,729.66	< Business to Business ACH Debit - IRS Usatxpymt 022520 270045692775567 Cesar Chavez Community
02/28		37,990.56	WT Fed#09383 Bokf NA /Ftr/Bnf=Cesar Chavez Comm. Sch. Ed. Found. Srf# Rent 2020 03 Trn#200228282287 Rfb# 355

\$174,864.53 Total electronic debits/bank debits

< **Business to Business ACH:** If this is a business account, this transaction has a return time frame of one business day from post date. This time frame does not apply to consumer accounts.

Checks paid

Number	Amount	Date	Number	Amount	Date	Number	Amount	Date
1874	617.93	02/04	11880	310.99	02/03	11898	50.00	02/11
11811 *	313.51	02/10	11881	1,052.16	02/10	11899	88.98	02/11
11827 *	38.00	02/03	11882	50.00	02/05	11900	185.06	02/10
11859 *	4,000.00	02/03	11883	1,888.08	02/03	11901	107.88	02/11
11863 *	6,443.00	02/03	11884	418.96	02/05	11903 *	36.00	02/19
11868 *	1,864.63	02/04	11885	323.63	02/04	11904	44.95	02/18
11869	313.51	02/11	11886	223.30	02/04	11905	475.00	02/13
11870	611.75	02/03	11888 *	10.59	02/10	11906	395.00	02/18
11871	180.97	02/03	11889	9,533.45	02/10	11907	4,774.08	02/14
11872	1,751.89	02/03	11890	25.35	02/10	11908	44.00	02/14
11873	1,659.58	02/04	11891	62.11	02/18	11909	135.92	02/18
11874	617.93	02/05	11892	82.26	02/13	11910	7.98	02/19
11875	396.50	02/06	11893	143.64	02/13	11911	539.38	02/14
11876	209.46	02/05	11894	196.33	02/10	11912	1,589.40	02/18
11877	623.82	02/03	11895	5,644.00	02/12	11918 *	759.98	02/28
11878	140.24	02/03	11896	5,561.39	02/10	11919	397.76	02/26
11879	645.00	02/06	11897	152.98	02/10	11921 *	1,751.89	02/28



Checks paid (continued)

<u>Number</u>	<u>Amount</u>	<u>Date</u>	<u>Number</u>	<u>Amount</u>	<u>Date</u>	<u>Number</u>	<u>Amount</u>	<u>Date</u>
11923 *	100.10	02/28	11927 *	395.00	02/28	11929 *	650.63	02/28
11924	198.16	02/28						
\$58,834.09			Total checks paid					

* Gap in check sequence.

\$233,698.62 Total debits

Daily ledger balance summary

<u>Date</u>	<u>Balance</u>	<u>Date</u>	<u>Balance</u>	<u>Date</u>	<u>Balance</u>
01/31	1,474,484.35	02/10	1,583,968.46	02/19	1,581,240.96
02/03	1,458,495.61	02/11	1,583,731.60	02/20	1,649,137.36
02/04	1,469,212.16	02/12	1,616,012.60	02/24	1,617,588.30
02/05	1,468,533.74	02/13	1,615,311.70	02/25	1,607,984.33
02/06	1,472,893.94	02/14	1,583,512.32	02/26	1,607,586.57
02/07	1,424,676.74	02/18	1,581,284.94	02/28	1,574,716.44
Average daily ledger balance		\$1,557,740.06			