

**Cesar Chavez Community School
Financial Update
September 28, 2021**

A. BARs

	<u>BAR #</u>	<u>Fund Description</u>	<u>Reason/Type</u>	<u>Amount</u>
<u>1</u>	2122-0003-I	31400 - Special Capital Outlay	Increase	\$ 152,677
<u>2</u>	2122-0004-D	31400 - Special Capital Outlay	Decrease	\$ (200,000)
<u>3</u>	2122-0005-T	24308 - ESSER II	Transfer	\$ -
<u>4</u>	2122-0006-IB	24330 - CRRSA, ESSER III	Initial Budget	\$ 672,573
<u>5</u>	2122-0007-IB	31200 - Lease Assistance	Initial Budget	\$ 155,878

B. Payroll & Accounts Payable Payment Vouchers

1 August 2021

C. Financial Statement Reports - as of August 31, 2021

1 Financial Analysis

2 Bank Reconciliations

D. Other

Must submit backup for all BARs,
except transfers of funds for SEG or
direct grants

STATE OF NEW MEXICO
PUBLIC EDUCATION DEPARTMENT
300 Don Gaspar Santa Fe, NM 87501-2786
Budget Adjustment Request

Doc. ID: 512-000-2122-0003-I

Fund Type: Capital Outlay

Adjustment Type: Increase

Fiscal Year: 2021-2022

Entity Name: Cesar Chavez Community School

Adjustment Changes Intent/Scope of Program Yes or No?: No

Contact: Erik Perez, Business Manager

Total Approved Budget (Flowthrough):

Phone: 505-600-5577

Email: erik@k12accounting.com

FLOWTHROUGH ONLY	Budget Period: Jul 1 2021 12:00AM	To: Jun 30 2022 12:00AM
A. Approved Carryover:		
B. Total Current Year Allocation:		
D. Total Funding Available:		

Revenue 31400.0000.43204 \$152,677

Fund	Function	Object	Program	Job Class	Present Budget	Adj Amt Exp	Adj Budget	ADD'L FTE
31400 Special Capital Outlay- State	4000 Capital Outlay	57200 Buildings Purchase	0000 No Program	0000 No Job Class	\$220,601	\$12,990	\$233,591	
31400 Special Capital Outlay- State	4000 Capital Outlay	57331 Fixed Assets (more than \$5,000)	0000 No Program	0000 No Job Class		\$126,764	\$126,764	
31400 Special Capital Outlay- State	4000 Capital Outlay	57332 Supply Assets (\$5,000 or less)	0000 No Program	0000 No Job Class		\$12,923	\$12,923	
Sub Total						\$152,677		
Indirect Cost								
DOC. TOTAL						\$152,677		

Justification:

Increase due to Capital Outlay Carryover

Compliance with Sections 10-15-1 and 22-8-12, NMSA, 1978 Compilation:

A. The requested budget/changes were authorized at a scheduled Board of Education or Governance Council meeting open to the public on:

B. Justification for the transfer: Explanation such as "underbudgeted", "insufficient budget", or "needed to close out Project" ARE NOT ACCEPTABLE. Attach additional sheets if necessary.

ALL TRANSFER BARS MUST NET OUT TO ZERO ON THE DOC. TOTAL LINE.

Must submit backup for all BARs,
except transfers of funds for SEG or
direct grants

STATE OF NEW MEXICO
PUBLIC EDUCATION DEPARTMENT
300 Don Gaspar Santa Fe, NM 87501-2786
Budget Adjustment Request

Doc. ID: 512-000-2122-0004-D

Fund Type: Capital Outlay

Adjustment Type: Decrease

Fiscal Year: 2021-2022

Entity Name: Cesar Chavez Community School

Adjustment Changes Intent/Scope of Program Yes or No?: No

Contact: Erik Perez, Business Manager

Total Approved Budget (Flowthrough):

Phone: 505-600-5577

Email: erik@k12accounting.com

FLOWTHROUGH ONLY	Budget Period: Jul 1 2021 12:00AM	To: Jun 30 2022 12:00AM
A. Approved Carryover:		
B. Total Current Year Allocation:		
D. Total Funding Available:		

Revenue 31400.0000.43202 (\$200,000)

Fund	Function	Object	Program	Job Class	Present Budget	Adj Amt Exp	Adj Budget	ADD'L FTE
31400 Special Capital Outlay- State	4000 Capital Outlay	57200 Buildings Purchase	0000 No Program	0000 No Job Class	\$220,601	(\$200,000)	\$20,601	
Sub Total						(\$200,000)		
Indirect Cost								
DOC. TOTAL						(\$200,000)		

Justification:

Decrease BAR - sale of bonds

Compliance with Sections 10-15-1 and 22-8-12, NMSA, 1978 Compilation:

A. The requested budget/changes were authorized at a scheduled Board of Education or Governance Council meeting open to the public on:

B. Justification for the transfer: Explanation such as "underbudgeted", "insufficient budget", or "needed to close out Project" ARE NOT ACCEPTABLE. Attach additional sheets if necessary.

ALL TRANSFER BARS MUST NET OUT TO ZERO ON THE DOC. TOTAL LINE.

Must submit backup for all BARs,
except transfers of funds for SEG or
direct grants

STATE OF NEW MEXICO
PUBLIC EDUCATION DEPARTMENT
300 Don Gaspar Santa Fe, NM 87501-2786
Budget Adjustment Request

Doc. ID: 512-000-2122-0005-T

Fund Type: Flowthrough

Adjustment Type: Transfer

Fiscal Year: 2021-2022

Entity Name: Cesar Chavez Community School

Adjustment Changes Intent/Scope of Program Yes or No?: No

Contact: Erik Perez, Business Manager

Total Approved Budget (Flowthrough):

Phone: 505-600-5577

Email: erik@k12accounting.com

FLOWTHROUGH ONLY	Budget Period: 07/01/2021	To: 06/30/2022
A. Approved Carryover:		
B. Total Current Year Allocation:		
D. Total Funding Available:		

Fund	Function	Object	Program	Job Class	Present Budget	Adj Amt Exp	Adj Budget	ADD'L FTE
24308 CRRSA, ESSER II	2600 Operation & Maintenance of Plant	57332 Supply Assets (\$5,000 or less)	0000 No Program	0000 No Job Class	\$140,842	(\$24,789)	\$116,053	
24308 CRRSA, ESSER II	1000 Instruction	52311 Health and Medical Premiums	0000 No Program	0000 No Job Class	\$8,246	\$320	\$8,566	
24308 CRRSA, ESSER II	1000 Instruction	56113 Software	1010 Regular Education (K- 12) Programs	0000 No Job Class		\$8,340	\$8,340	
24308 CRRSA, ESSER II	1000 Instruction	56118 General Supplies and Materials	1010 Regular Education (K- 12) Programs	0000 No Job Class		\$398	\$398	
24308 CRRSA, ESSER II	1000 Instruction	57332 Supply Assets (\$5,000 or less)	1010 Regular Education (K- 12) Programs	0000 No Job Class		\$15,731	\$15,731	
Sub Total						\$0		
Indirect Cost								
DOC. TOTAL						\$0		

Justification:

Transfer BAR

Compliance with Sections 10-15-1 and 22-8-12, NMSA, 1978 Compilation:

A. The requested budget/changes were authorized at a scheduled Board of Education or Governance Council meeting open to the public on:

B. Justification for the transfer: Explanation such as "underbudgeted", "insufficient budget", or "needed to close out Project" ARE NOT ACCEPTABLE. Attach additional sheets if necessary.

ALL TRANSFER BARS MUST NET OUT TO ZERO ON THE DOC. TOTAL LINE.

Must submit backup for all BARs,
except transfers of funds for SEG or
direct grants

STATE OF NEW MEXICO
PUBLIC EDUCATION DEPARTMENT
300 Don Gaspar Santa Fe, NM 87501-2786
Budget Adjustment Request

Doc. ID: 512-000-2122-0006-IB

Fund Type: Flowthrough

Adjustment Type: Initial Budget

Fiscal Year: 2021-2022

Entity Name: Cesar Chavez Community School

Adjustment Changes Intent/Scope of Program Yes or No?: No

Contact: Erik Perez, Business Manager

Total Approved Budget (Flowthrough):

Phone: 505-600-5577

Email: erik@k12accounting.com

FLOWTHROUGH ONLY	
Budget Period: 07/01/2021	To: 06/30/2022
A. Approved Carryover:	
B. Total Current Year Allocation:	
D. Total Funding Available:	

Revenue 24330.0000.44500 \$672,573

Fund	Function	Object	Program	Job Class	Present Budget	Adj Amt Exp	Adj Budget	ADD'L FTE
24330 CRRSA, ESSER III	1000 Instruction	51100 Salaries Expense	1010 Regular Education (K- 12) Programs	1411 Teachers- Grades 1-12		\$368,300	\$368,300	7.47
24330 CRRSA, ESSER III	1000 Instruction	52111 Educational Retirement	1010 Regular Education (K- 12) Programs	0000 No Job Class		\$55,797	\$55,797	
24330 CRRSA, ESSER III	1000 Instruction	52112 ERA - Retiree Health	1010 Regular Education (K- 12) Programs	0000 No Job Class		\$7,366	\$7,366	
24330 CRRSA, ESSER III	1000 Instruction	52210 FICA Payments	1010 Regular Education (K- 12) Programs	0000 No Job Class		\$22,835	\$22,835	
24330 CRRSA, ESSER III	1000 Instruction	52220 Medicare Payments	1010 Regular Education (K- 12) Programs	0000 No Job Class		\$5,341	\$5,341	
24330 CRRSA, ESSER III	1000 Instruction	52311 Health and Medical Premiums	1010 Regular Education (K- 12) Programs	0000 No Job Class		\$72,526	\$72,526	
24330 CRRSA, ESSER III	1000 Instruction	52312 Life	1010 Regular Education (K- 12) Programs	0000 No Job Class		\$253	\$253	
24330 CRRSA, ESSER III	1000 Instruction	52313 Dental	1010 Regular Education (K- 12) Programs	0000 No Job Class		\$3,357	\$3,357	
24330 CRRSA, ESSER III	1000 Instruction	52314 Vision	1010 Regular Education (K- 12) Programs	0000 No Job Class		\$527	\$527	
24330 CRRSA, ESSER III	1000 Instruction	52315 Disability	1010 Regular Education (K- 12) Programs	0000 No Job Class		\$957	\$957	
24330 CRRSA, ESSER III	1000 Instruction	52500 Unemployment Compensation	1010 Regular Education (K- 12) Programs	0000 No Job Class		\$720	\$720	
24330 CRRSA, ESSER III	1000 Instruction	52720 Workers Compensation Employer's Fee	1010 Regular Education (K- 12) Programs	0000 No Job Class		\$80	\$80	
24330 CRRSA, ESSER III	2100 Support Services-Students	51100 Salaries Expense	0000 No Program	1214 Guidance Counselors/Soc ial Workers		\$55,418	\$55,418	1.15
24330 CRRSA, ESSER III	2100 Support Services-Students	51100 Salaries Expense	0000 No Program	1218 School/Student Support		\$48,800	\$48,800	0.78
24330 CRRSA, ESSER III	2100 Support Services-Students	52111 Educational Retirement	0000 No Program	0000 No Job Class		\$10,991	\$10,991	
24330 CRRSA, ESSER III	2100 Support Services-Students	52112 ERA - Retiree Health	0000 No Program	0000 No Job Class		\$1,451	\$1,451	
24330 CRRSA, ESSER III	2100 Support Services-Students	52210 FICA Payments	0000 No Program	0000 No Job Class		\$4,498	\$4,498	

24330 CRRSA, ESSER III	2100 Support Services-Students	52220 Medicare Payments	0000 No Program	0000 No Job Class		\$1,052	\$1,052	Page 6 of 43
24330 CRRSA, ESSER III	2100 Support Services-Students	52311 Health and Medical Premiums	0000 No Program	0000 No Job Class		\$11,328	\$11,328	
24330 CRRSA, ESSER III	2100 Support Services-Students	52312 Life	0000 No Program	0000 No Job Class		\$75	\$75	
24330 CRRSA, ESSER III	2100 Support Services-Students	52313 Dental	0000 No Program	0000 No Job Class		\$377	\$377	
24330 CRRSA, ESSER III	2100 Support Services-Students	52314 Vision	0000 No Program	0000 No Job Class		\$124	\$124	
24330 CRRSA, ESSER III	2100 Support Services-Students	52500 Unemployment Compensation	0000 No Program	0000 No Job Class		\$360	\$360	
24330 CRRSA, ESSER III	2100 Support Services-Students	52720 Workers Compensation Employer's Fee	0000 No Program	0000 No Job Class		\$40	\$40	
Sub Total						\$672,573		9.40
Indirect Cost								
DOC. TOTAL						\$672,573		

Justification:

Initial Budget BAR - ESSER III

Compliance with Sections 10-15-1 and 22-8-12, NMSA, 1978 Compilation:

A. The requested budget/changes were authorized at a scheduled Board of Education or Governance Council meeting open to the public on:

B. Justification for the transfer: Explanation such as "underbudgeted", "insufficient budget", or "needed to close out Project" ARE NOT ACCEPTABLE. Attach additional sheets if necessary.

ALL TRANSFER BARS MUST NET OUT TO ZERO ON THE DOC. TOTAL LINE.

Must submit backup for all BARs,
except transfers of funds for SEG or
direct grants

STATE OF NEW MEXICO
PUBLIC EDUCATION DEPARTMENT
300 Don Gaspar Santa Fe, NM 87501-2786
Budget Adjustment Request

Doc. ID: 512-000-2122-0007-IB

Fund Type: General Fund / Capital
Outlay / Debt Service

Adjustment Type: Initial Budget

Fiscal Year: 2021-2022

Entity Name: Cesar Chavez Community School

Adjustment Changes Intent/Scope of Program Yes or No?: No

Contact: Erik Perez, Business Manager

Total Approved Budget (Flowthrough):

Phone: 505-600-5577

Email: erik@k12accounting.com

FLOWTHROUGH ONLY	Budget Period: Jul 1 2021 12:00AM	To: Jun 30 2022 12:00AM
A. Approved Carryover:		
B. Total Current Year Allocation:		
D. Total Funding Available:		

Revenue 31200.0000.43209 \$155,878

Fund	Function	Object	Program	Job Class	Present Budget	Adj Amt Exp	Adj Budget	ADD'L FTE
31200 Public School Capital Outlay	4000 Capital Outlay	54610 Rental - Land and Buildings	0000 No Program	0000 No Job Class		\$155,878	\$155,878	
Sub Total						\$155,878		
Indirect Cost								
DOC. TOTAL						\$155,878		

Justification:

Initial Budget - Lease Assistance FY22

Compliance with Sections 10-15-1 and 22-8-12, NMSA, 1978 Compilation:

A. The requested budget/changes were authorized at a scheduled Board of Education or Governance Council meeting open to the public on:

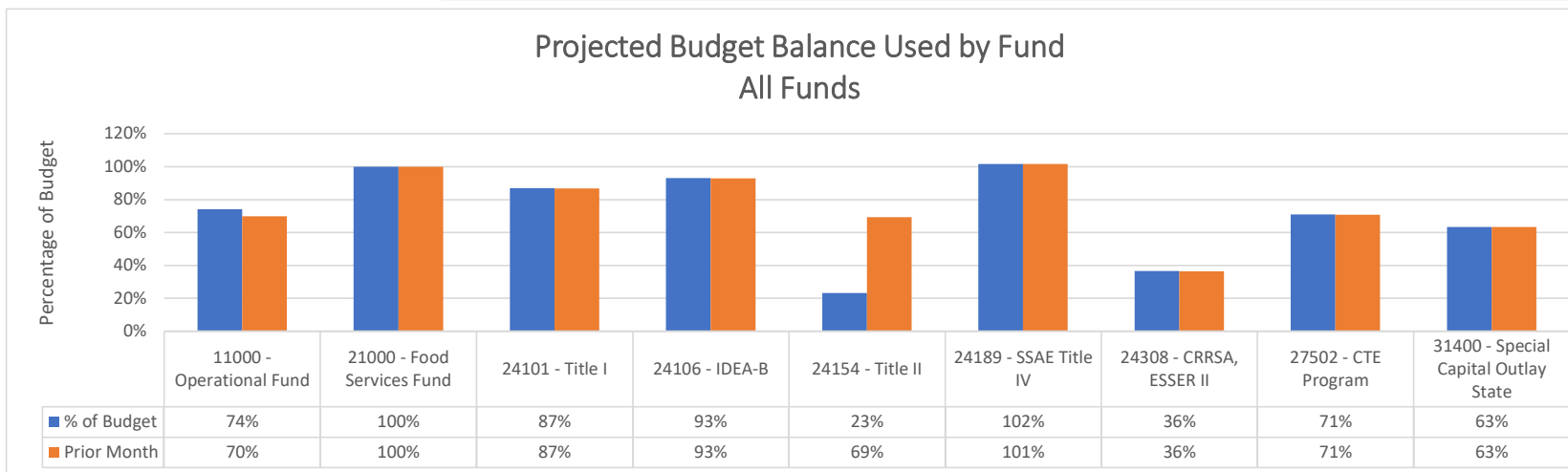
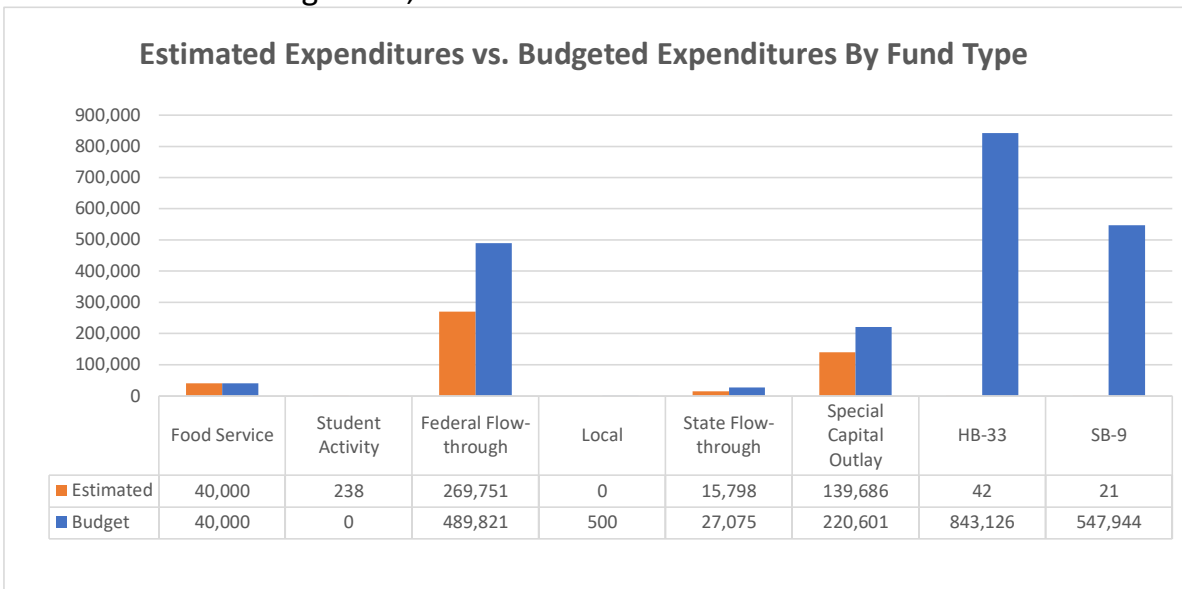
B. Justification for the transfer: Explanation such as "underbudgeted", "insufficient budget", or "needed to close out Project" ARE NOT ACCEPTABLE. Attach additional sheets if necessary.

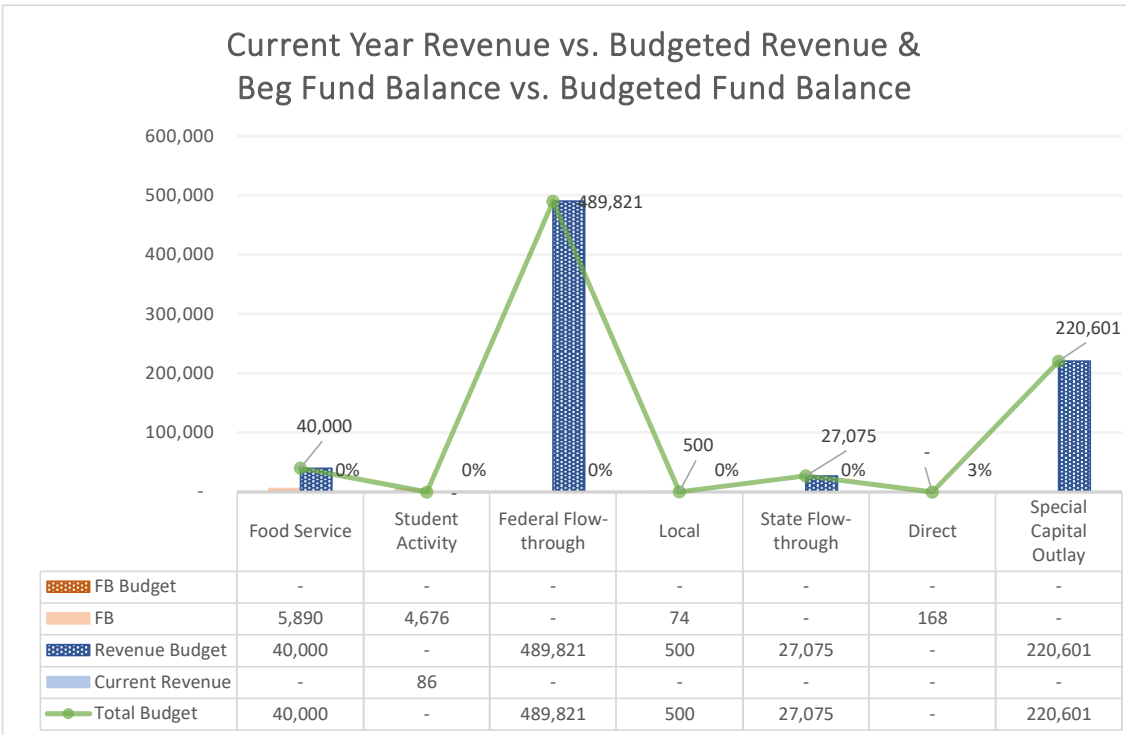
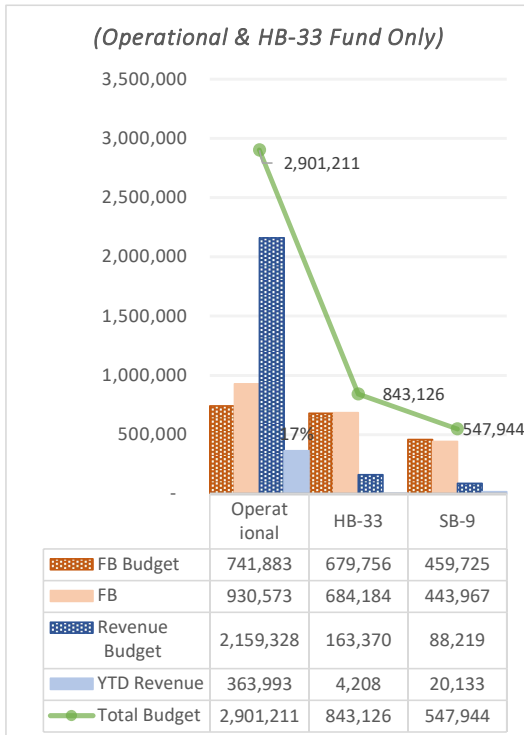
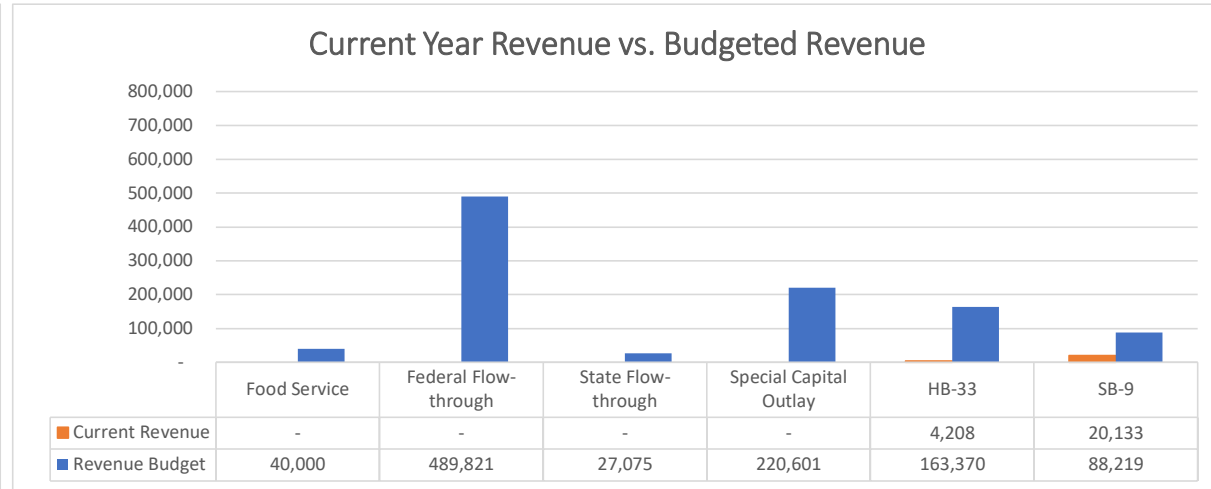
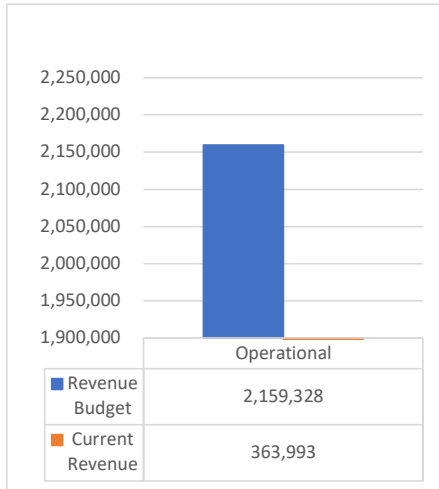
ALL TRANSFER BARS MUST NET OUT TO ZERO ON THE DOC. TOTAL LINE.

Cesar Chavez Community School

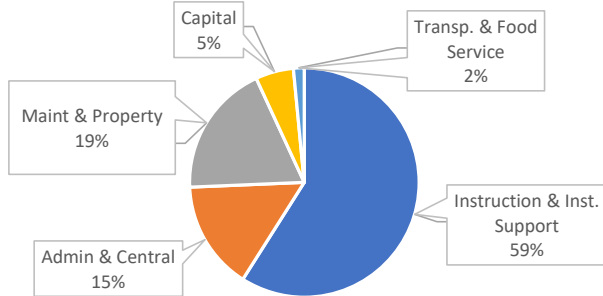
Expenditure Analytical Review

August 31, 2021

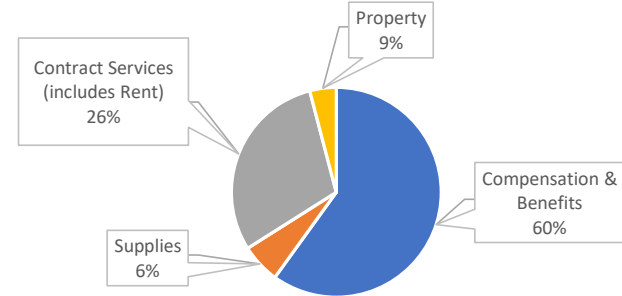




Estimated Expenditures by Function - All Funds



Estimated Expenditures by Object - All Funds



Function Code Change in Percentage by Month (All Funds - Exp & Encumbrance)



Object Code Change in Percentage by Month (All Funds - Exp & Encumbrance)



Checks Dated 08/01/2021 through 08/31/2021

Check Number	Check Date	Pay to the Order of	Check Amount
12756	08/04/2021	ABCWUA	10.59
12757	08/04/2021	ACES	10,378.92
12758	08/04/2021	Arness, Tani	388.67
12759	08/04/2021	Century Link	643.97
12760	08/04/2021	City of Albuquerque	120.00
12761	08/04/2021	Everett, Nathan	159.74
12762	08/04/2021	LaBarge Landscape	140.24
12763	08/04/2021	Precision Security, LLC	474.65
12764	08/04/2021	ServiceMaster OpCo Holdings LLC	1,324.11
12765	08/04/2021	TSA Consulting Group, Inc.	50.00
12766	08/04/2021	Verizon Wireless	106.38
12767	08/04/2021	New Mexico Gas Company	42.68
12772	08/12/2021	Albuquerque Publishing Co	55.53
12773	08/12/2021	Everett, Nathan	108.93
12774	08/12/2021	Mark's Plumbing & Heating	323.17
12775	08/12/2021	Wells Fargo Financial	1,589.40
12776	08/12/2021	Zoom Video Communicatons, Inc	2,233.01
12777	08/12/2021	Century Link	89.84
12778	08/13/2021	NM Educational RetirementBoard	3,077.45
12779	08/17/2021	ABCWUA	366.40
12780	08/17/2021	Amazon.com	216.50
12781	08/17/2021	Arness, Tani	339.71
12782	08/17/2021	Pitney Bowes	1,059.00
12783	08/17/2021	Renaissance Learning, Inc.	2,129.45
12784	08/17/2021	SG Consulting Services, LLC	539.38
12785	08/17/2021	Waste Management of New Mexico	360.60
12786	08/17/2021	Century Link	108.04
12787	08/17/2021	Crystal Springs Bottled Water	40.37
12788	08/17/2021	Sam's Club & Wal-mart	426.38
12789	08/18/2021	EPARS TSA Consulting Group Inc	200.00
12790	08/27/2021	CCCS Education Foundation	38,733.42
12791	08/24/2021	Crystal Springs Bottled Water	15.75
12792	08/24/2021	LaBarge Landscape	140.24
12793	08/24/2021	PNM	1,759.77
12794	08/24/2021	Dougherty, Austin	44.00
12797	08/10/2021	NM RHC	357.16
12800	08/09/2021	NMPSIA	14,113.88
12801	08/09/2021	NMPSIA	1,493.80
12828	08/05/2021	CCCS Education Foundation	1,000.00
12830	08/21/2021	NM Taxation/Revenue Department	2,312.85
		Total Number of Checks	40
			87,073.98

Fund Recap

Fund	Description	Check Count	Expensed Amount
11000	Operational Fund	40	83,452.58
24101	Title I - IASA	2	1,358.85
24106	IDEA-B Entitlement	2	1,166.27
24154	Teach./Princp. Train & Recruit	1	10.58
24189	SSAE Title IV	2	110.24

The preceding Checks have been issued in accordance with the District's Policy and authorization of the Board of Trustees. It is recommended that the preceding Checks be approved.



Page 1 of 2

Checks Dated 08/01/2021 through 08/31/2021

Check Number	Check Date	Pay to the Order of	Check Amount
--------------	------------	---------------------	--------------

Fund Recap

<u>Fund</u>	<u>Description</u>	<u>Check Count</u>	<u>Expensed Amount</u>
24190	Title I CSI	2	975.46
	Total Number of Checks	40	87,073.98
	Less Unpaid Tax Liability		.00
	Net (Check Amount)		87,073.98

The preceding Checks have been issued in accordance with the District's Policy and authorization of the Board of Trustees. It is recommended that the preceding Checks be approved.



Bank Account 120MAIN - Wells Fargo Operating Account

Payment Id	Comment						
Check # 12756	11000	08/04/2021	Check Amt	10.59	Status Cleared	ABCWUA (001289/1)	
157845262136		Water Utilities				11000- 2600- 54415- 0000- 512001- 0000- 00000	10.59
Check # 12757	11000	08/04/2021	Check Amt	10,378.92	Status Cleared	ACES (001522/2)	
8030		Business Manager Services & Software				11000- 2500- 53414- 0000- 512001- 0000- 00000	10,378.92
Check # 12758	11000	08/04/2021	Check Amt	388.67	Status Cleared	Arness, Tani (000696/1)	
46054846		Indeed Job Advertisement - Reimbursement				11000- 2300- 55400- 0000- 512001- 0000- 00000	290.00
46054846A		Indeed -Job Advertising- Reimbursement				11000- 2300- 55400- 0000- 512001- 0000- 00000	98.67
Check # 12759	11000	08/04/2021	Check Amt	643.97	Status Cleared	Century Link (001355/1)	
234993936		Phone, Fax Servcie				11000- 2600- 54416- 0000- 512001- 0000- 00000	643.97
Check # 12760	11000	08/04/2021	Check Amt	120.00	Status Cleared	City of Albuquerque (000313/2)	
IN0862549		Annual Permits				11000- 2600- 55915- 0000- 512001- 0000- 00000	120.00
Check # 12761	11000	08/04/2021	Check Amt	159.74	Status Cleared	Everett, Nathan (001561/1)	
20210727		Reimbursements for facility supplies				11000- 2600- 56118- 0000- 512001- 0000- 00000	159.74
Check # 12762	11000	08/04/2021	Check Amt	140.24	Status Cleared	LaBarge Landscape (010003/1)	
41834		Landscaping Services				11000- 2600- 54312- 0000- 512001- 0000- 00000	140.24
Check # 12763	11000	08/04/2021	Check Amt	474.65	Status Cleared	Precision Security, LLC (010046/1)	
130555		Security Services				11000- 2600- 55915- 0000- 512001- 0000- 00000	474.65
Check # 12764	11000	08/04/2021	Check Amt	1,324.11	Status Cleared	ServiceMaster OpCo Holdings LLC (010125/2)	
14257		Cleaning Services				11000- 2600- 55915- 0000- 512001- 0000- 00000	1,324.11
Check # 12765	11000	08/04/2021	Check Amt	50.00	Status Cleared	TSA Consulting Group, Inc. (001363/1)	
69057		Section 403B Admin. Charges				11000- 2500- 55915- 0000- 512001- 0000- 00000	50.00
Check # 12766	11000	08/04/2021	Check Amt	106.38	Status Cleared	Verizon Wireless (000658/1)	
9884609112		Cell Phone Services				11000- 2600- 54416- 0000- 512001- 0000- 00000	106.38
Check # 12767	11000	08/04/2021	Check Amt	42.68	Status Cleared	New Mexico Gas Company (001288/1)	
20210721		Utilities - Gas				11000- 2600- 54412- 0000- 512001- 0000- 00000	42.68
* Break in sequence							
Check # 12772	11000	08/12/2021	Check Amt	55.53	Status Cleared	Albuquerque Publishing Co (000259/2)	
0001523500-01		Advertisement				11000- 2500- 55400- 0000- 512001- 0000- 00000	55.53
Check # 12773	11000	08/12/2021	Check Amt	108.93	Status Cleared	Everett, Nathan (001561/1)	
20210806		Reimbursements for facility supplies				11000- 2600- 56118- 0000- 512001- 0000- 00000	108.93
Check # 12774	11000	08/12/2021	Check Amt	323.17	Status Cleared	Mark's Plumbing & Heating (001401/1)	
13476		School Maintenance				11000- 2600- 54312- 0000- 512001- 0000- 00000	323.17
Check # 12775	11000	08/12/2021	Check Amt	1,589.40	Status Cleared	Wells Fargo Financial (000647/1)	

Selection Sorted by Check Number, Inv #, Include Address=No, (Org = 120, Source = N, Pay To = N, Payment Method = N, Starting Check Date = 8/1/2021, Ending Check Date = 8/31/2021, Summary? = N, Sort/Group 1 = , Sort/Group 2 =)



Bank Account 120MAIN - Wells Fargo Operating Account

Payment Id	Comment					
Check # 12775	11000	08/12/2021	Check Amt	1,589.40	Status Cleared	Wells Fargo Financial (000647/1) - continued
5016123949		Copy Machine Lease				11000- 2500- 54620- 0000- 512001- 0000- 00000 1,589.40
Check # 12776	11000	08/12/2021	Check Amt	2,233.01	Status Cleared	Zoom Video Communicatons, Inc (010145/1)
INV99186128		Zoom Video				11000- 1000- 56113- 1010- 512001- 0000- 00000 2,233.01
Check # 12777	11000	08/12/2021	Check Amt	89.84	Status Cleared	Century Link (001355/2)
156B 20210728		Phone, Fax Servcie				11000- 2600- 54416- 0000- 512001- 0000- 00000 89.84
Check # 12778	11000	08/13/2021	Check Amt	3,077.45	Status Cleared	NM Educational RetirementBoard (900005/1)
20210723-REG		NM Educational RetirementBoard (900005/1) 07/23/2021 (REG)				11000- - 23124- - - - 3,077.45
Check # 12779	11000	08/17/2021	Check Amt	366.40	Status Cleared	ABCWUA (001289/1)
505302167607		Water Utilities				11000- 2600- 54415- 0000- 512001- 0000- 00000 18.21
515276425833		Water Utilities				11000- 2600- 54415- 0000- 512001- 0000- 00000 348.19
Check # 12780	11000	08/17/2021	Check Amt	216.50	Status Cleared	Amazon.com (001361/1)
111-9777731-5937814		Office Supplies				11000- 1000- 56118- 1010- 512001- 0000- 00000 216.50
Check # 12781	11000	08/17/2021	Check Amt	339.71	Status Cleared	Arness, Tani (000696/1)
47517627		Indeed -Job Advertising- Reimbursement				11000- 2300- 55400- 0000- 512001- 0000- 00000 339.71
Check # 12782	11000	08/17/2021	Check Amt	1,059.00	Status Cleared	Pitney Bowes (000762/1)
20210815		Postage and Postal Rental				11000- 2500- 56118- 0000- 512001- 0000- 00000 1,059.00
Check # 12783	11000	08/17/2021	Check Amt	2,129.45	Status Cleared	Renaissance Learning, Inc. (000826/1)
INV5213928		Subscription Renewal				11000- 1000- 53414- 1010- 512001- 0000- 00000 2,129.45
Check # 12784	11000	08/17/2021	Check Amt	539.38	Status Cleared	SG Consulting Services, LLC (001409/1)
804		Lobbyist Services FY22				11000- 2300- 55915- 0000- 512001- 0000- 00000 539.38
Check # 12785	11000	08/17/2021	Check Amt	360.60	Status Cleared	Waste Management of New Mexico (001428/1)
0047407-0573-8		Waste Mangement				11000- 2600- 54415- 0000- 512001- 0000- 00000 360.60
Check # 12786	11000	08/17/2021	Check Amt	108.04	Status Cleared	Century Link (001355/2)
272B 20210801		Phone, Fax Servcie				11000- 2600- 54416- 0000- 512001- 0000- 00000 108.04
Check # 12787	11000	08/17/2021	Check Amt	40.37	Status Cleared	Crystal Springs Bottled Water (000334/1)
391842		Bottled Water				11000- 2400- 56118- 0000- 512001- 0000- 00000 12.95
728210400		Bottled Water				11000- 2400- 56118- 0000- 512001- 0000- 00000 27.42
Check # 12788	11000	08/17/2021	Check Amt	426.38	Status Cleared	Sam's Club & Wal-mart (000935/1)
P9280006P012ADZ52		Supplies for school start				11000- 1000- 56118- 1010- 512001- 0000- 00000 61.66
P9280006P012BSY1A		Office Supplies				11000- 1000- 56118- 1010- 512001- 0000- 00000 364.72
Check # 12789	11000	08/18/2021	Check Amt	200.00	Status Cleared	EPARS TSA Consulting Group Inc (901000/1)

Selection Sorted by Check Number, Inv #, Include Address=No, (Org = 120, Source = N, Pay To = N, Payment Method = N, Starting Check Date = 8/1/2021, Ending Check Date = 8/31/2021, Summary? = N, Sort/Group 1 = , Sort/Group 2 =)



Bank Account 120MAIN - Wells Fargo Operating Account

Payment Id	Comment								
Check # 12789	11000	08/18/2021	Check Amt	200.00	Status Cleared	EPARS TSA Consulting Group Inc (901000/1) - continued			
20210709-JUL			EPARS TSA Consulting Group Inc (901000/1) 07/09/2021 (JUL)		11000-	- 23147-	-	-	100.00
20210723-JUL			EPARS TSA Consulting Group Inc (901000/1) 07/23/2021 (JUL)		11000-	- 23147-	-	-	100.00
Check # 12790	11000	08/27/2021	Check Amt	38,733.42	Status Cleared	CCCS Education Foundation (001285/1)			
101			Rent		11000- 2600- 54610- 0000- 512001- 0000- 00000				38,733.42
Check # 12791	11000	08/24/2021	Check Amt	15.75	Status Cleared	Crystal Springs Bottled Water (000334/1)			
817218404			Bottled Water		11000- 2400- 56118- 0000- 512001- 0000- 00000				15.75
Check # 12792	11000	08/24/2021	Check Amt	140.24	Status Printed	LaBarge Landscape (010003/1)			
41958			Landscaping Services		11000- 2600- 54312- 0000- 512001- 0000- 00000				140.24
Check # 12793	11000	08/24/2021	Check Amt	1,759.77	Status Printed	PNM (000528/1)			
20210819			Utilities - Electriciy		11000- 2600- 54411- 0000- 512001- 0000- 00000				1,759.77
Check # 12794	11000	08/24/2021	Check Amt	44.00	Status Printed	Dougherty, Austin (010146/1)			
20210730			Background Check Reimbursement		11000- 1000- 53711- 1010- 512001- 0000- 00000				44.00
* Break in sequence									
Check # 12797	11000	08/10/2021	Check Amt	357.16	Status Cleared	NM RHC (900006/1)			
20210723-REG			NM RHC (900006/1) 07/23/2021 (REG)		11000-	- 23123-	-	-	357.16
* Break in sequence									
Check # 12800	11000	08/09/2021	Check Amt	14,113.88	Status Cleared	NMPSIA (900001/1)			
20210709-JUL			NMPSIA (900001/1) 07/09/2021 (JUL)		11000-	- 23125-	-	-	4,614.69
					24101-	- 23125-	-	-	666.73
					24106-	- 23125-	-	-	507.07
					24189-	- 23125-	-	-	46.49
					24190-	- 23125-	-	-	475.07
20210723-JUL			NMPSIA (900001/1) 07/23/2021 (JUL)		11000-	- 23125-	-	-	4,219.44
					24101-	- 23125-	-	-	581.80
					24106-	- 23125-	-	-	507.07
					24189-	- 23125-	-	-	46.49
					24190-	- 23125-	-	-	475.07
20210723-REG			NMPSIA (900001/1) 07/23/2021 (REG)		11000-	- 23125-	-	-	1,973.96
Check # 12801	11000	08/09/2021	Check Amt	1,493.80	Status Cleared	NMPSIA (900001/1)			
DP22-00003			NMSIA Adj 2021 07		11000- 2100- 52311- 0000- 512001- 0000- 00000				1,456.30
					11000- 2100- 52312- 0000- 512001- 0000- 00000				2.64
					11000- 2100- 52313- 0000- 512001- 0000- 00000				28.60
Selection Sorted by Check Number, Inv #, Include Address=No, (Org = 120, Source = N, Pay To = N, Payment Method = N, Starting Check Date = 8/1/2021, Ending Check Date = 8/31/2021, Summary? = N, Sort/Group 1 = , Sort/Group 2 =)									



Bank Account 120MAIN - Wells Fargo Operating Account

Payment Id	Comment							
Check # 12801	11000	08/09/2021	Check Amt	1,493.80	Status Cleared	NMPSIA (900001/1) - continued		
DP22-00003		NMSIA Adj 2021 07				11000- 2100- 52314- 0000- 512001- 0000- 00000		6.26
* Break in sequence								
Check # 12828	11000	08/05/2021	Check Amt	1,000.00	Status Cleared	CCCS Education Foundation (001285/1)		
99A		Rent Adjusted Amount				11000- - 21011- - - - -		1,000.00
* Break in sequence								
Check # 12830	11000	08/21/2021	Check Amt	2,312.85	Status Cleared	NM Taxation/Revenue Department (900003/1)		
20210709-JUL		NM Taxation/Revenue Department (900003/1) 07/09/2021 (JUL)				11000- - 23142- - - - -		1,121.49
						24101- - 23142- - - - -		61.98
						24106- - 23142- - - - -		76.07
						24154- - 23142- - - - -		5.29
						24189- - 23142- - - - -		8.63
						24190- - 23142- - - - -		12.66
20210723-JUL		NM Taxation/Revenue Department (900003/1) 07/23/2021 (JUL)				11000- - 23142- - - - -		552.62
						24101- - 23142- - - - -		48.34
						24106- - 23142- - - - -		76.06
						24154- - 23142- - - - -		5.29
						24189- - 23142- - - - -		8.63
						24190- - 23142- - - - -		12.66
20210723-REG		NM Taxation/Revenue Department (900003/1) 07/23/2021 (REG)				11000- - 23142- - - - -		323.13
Number of Items		40	87,073.98		Totals for Org 2			

Bank Account 120MAIN - Wells Fargo Operating Account

2022 Org Recap

120 - Cesar Chavez Community

Check #	12710	through	ACH-00002422	Total Count	84	\$165,863.27
---------	-------	---------	--------------	-------------	----	--------------

	11000-11011*		83,452.58-
	11000-21011	1,000.00	
	11000-23123	357.16	
	11000-23124	3,077.45	
	11000-23125	10,808.09	
	11000-23142	1,997.24	
	11000-23147	200.00	
	11000-52311	1,456.30	
	11000-52312	2.64	
	11000-52313	28.60	
	11000-52314	6.26	
	11000-53414	12,508.37	
	11000-53711	44.00	
	11000-54312	603.65	
	11000-54411	1,759.77	
	11000-54412	42.68	
	11000-54415	737.59	
	11000-54416	948.23	
	11000-54610	38,733.42	
	11000-54620	1,589.40	
	11000-55400	783.91	
	11000-55915	2,508.14	
	11000-56113	2,233.01	
	11000-56118	2,026.67	
	Totals for Fund 11000	83,452.58	83,452.58-
	24101-11011*		1,358.85-
	24101-23125	1,248.53	
	24101-23142	110.32	
	Totals for Fund 24101	1,358.85	1,358.85-
	24106-11011*		1,166.27-
	24106-23125	1,014.14	
	24106-23142	152.13	

Bank Account 120MAIN - Wells Fargo Operating Account

2022 Org Recap (continued)

120 - Cesar Chavez Community

Check #	12710	through	ACH-00002422	Total Count	84	\$165,863.27	(continued)
---------	-------	---------	--------------	-------------	----	--------------	-------------

Totals for Fund 24106	1,166.27	1,166.27-
24154-11011*		10.58-
24154-23142	10.58	
Totals for Fund 24154	10.58	10.58-
24189-11011*		110.24-
24189-23125	92.98	
24189-23142	17.26	
Totals for Fund 24189	110.24	110.24-
24190-11011*		975.46-
24190-23125	950.14	
24190-23142	25.32	
Totals for Fund 24190	975.46	975.46-
Totals for Org 120	87,073.98	87,073.98-
Net change to Cash 11011	87,073.98	- Credit

* denotes System Generated entry

Bank Account 120MAIN - Wells Fargo Operating Account

2022 Org Recap (continued)

Number of Items	40	87,073.98	Report Totals
------------------------	-----------	------------------	----------------------

**Cesar Chavez Community School
Projected Capital Resources for Building Purchase
FY2022**

Fund	Balance as of 08/31/2021	Balance as of 07/31/2021	Balance as of 06/30/2021	Balance as of 05/31/2021	Balance as of 04/30/2021	Balance as of 03/31/2021	Balance as of 02/28/2021	Balance as of 01/31/2021
Operational - Cash	1,008,738	976,617	1,015,060	1,052,864	1,031,557	991,839	991,770	950,472
HB-33 - Fund 31600	688,350	687,233	684,184	638,356	627,412	624,198	622,774	620,680
SB-9 - Local - Fund 31701	458,947	458,386	456,859	433,450	427,986	426,353	425,633	424,585
Capital Outlay 2019 -Fund 31400								
Capital Outlay 2018- Fund 31400								
	<u>2,156,035</u>	<u>2,122,236</u>	<u>2,156,103</u>	<u>2,124,671</u>	<u>2,086,954</u>	<u>2,042,391</u>	<u>2,040,177</u>	<u>1,995,738</u>
15% SEG Reserve	(342,000)	(342,000)	(342,000)	(342,000)	(342,000)	(342,000)	(342,000)	(342,000)
Total School Funds Available	1,814,035	1,780,236	1,814,103	1,782,671	1,744,954	1,700,391	1,698,177	1,653,738

Finance Committee Documents

Balances through 08/31/2021				Fiscal Year 2021/22	
Funds- Func- Obj ct - Pr gm- Locat n- JbCl - Opt nl	Description	Adopted Budget	Revised Budget	Revenue	Account Balance
Funds 11000 - Operational, Func 0000 - NoFunctionCode					
11000- 0000- 41980- 0000- 512001- 0000- 00000	RefPriorYearExp			125.12	125.12-
11000- 0000- 43101- 0000- 512001- 0000- 00000	StEquizGuarantee	2,145,343.00	2,145,343.00	363,867.96	1,781,475.04
11000- 0000- 46100- 0000- 512001- 0000- 00000	AccessBrdE-Rate	13,985.00	13,985.00		13,985.00
Total for Funds 11000, Func 0000 and Revenue accounts		2,159,328.00	2,159,328.00	363,993.08	1,795,334.92
Funds 21000 - Food Svcs, Func 0000 - NoFunctionCode					
21000- 0000- 44500- 0000- 512001- 0000- 00000	ResGtsFedThruSt	40,000.00	40,000.00		40,000.00
Total for Funds 21000, Func 0000 and Revenue accounts		40,000.00	40,000.00	.00	40,000.00
Funds 23000 - Non-InstrctSupp, Func 0000 - NoFunctionCode					
23000- 0000- 41920- 0000- 512001- 0000- 00000	PrivContrbsDntn			86.03	86.03-
Total for Funds 23000, Func 0000 and Revenue accounts		.00	.00	86.03	86.03-
Funds 24101 - Title I - IASA, Func 0000 - NoFunctionCode					
24101- 0000- 44500- 0000- 512001- 0000- 00000	ResGtsFedThruSt	93,034.00	93,034.00		93,034.00
24101- 0000- 44504- 0000- 512001- 0000- 00000	Revenue			47,377.44	47,377.44-
Total for Funds 24101, Func 0000 and Revenue accounts		93,034.00	93,034.00	47,377.44	45,656.56
Funds 24106 - IDEABEntitlemnt, Func 0000 - NoFunctionCode					
24106- 0000- 44500- 0000- 512001- 0000- 00000	ResGtsFedThruSt	46,060.00	46,060.00		46,060.00
24106- 0000- 44504- 0000- 512001- 0000- 00000	Revenue	22,721.00	22,721.00	30,276.76	7,555.76-
Total for Funds 24106, Func 0000 and Revenue accounts		68,781.00	68,781.00	30,276.76	38,504.24
Funds 24154 - TchPrinTrainRec, Func 0000 - NoFunctionCode					
24154- 0000- 44500- 0000- 512001- 0000- 00000	ResGtsFedThruSt	9,741.00	9,741.00		9,741.00
24154- 0000- 44504- 0000- 512001- 0000- 00000	Revenue			5,675.82	5,675.82-
Total for Funds 24154, Func 0000 and Revenue accounts		9,741.00	9,741.00	5,675.82	4,065.18
Funds 24189 - SSAE Title IV, Func 0000 - NoFunctionCode					
24189- 0000- 44500- 0000- 512001- 0000- 00000	ResGtsFedThruSt	10,000.00	10,000.00		10,000.00
24189- 0000- 44504- 0000- 512001- 0000- 00000	Revenue			4,061.08	4,061.08-
Total for Funds 24189, Func 0000 and Revenue accounts		10,000.00	10,000.00	4,061.08	5,938.92
Funds 24190 - Title I CSI, Func 0000 - NoFunctionCode					
24190- 0000- 44504- 0000- 512001- 0000- 00000	Revenue			15,529.46	15,529.46-
Total for Funds 24190, Func 0000 and Revenue accounts		.00	.00	15,529.46	15,529.46-
Funds 24301 - CARES Act, Func 0000 - NoFunctionCode					
24301- 0000- 44504- 0000- 512001- 0000- 00000	Revenue			10,661.57	10,661.57-

Selection Grouped by Account Type, Filtered by User Permissions, (Org = 120, Online/Offline = N, Period = 2, UnPosted JEs? = N, Assets and Liabilities? = N, Restricted Accts? = Y, Objct = 4, Obj Digits = 0, Page Break Lvl =)

Balances through 08/31/2021				Fiscal Year 2021/22	
Funds- Func- Obj ct - Pr gm- Locat n- JbCl - Opt nl	Description	Adopted Budget	Revised Budget	Revenue	Account Balance
Total for Funds 24301, Func 0000 and Revenue accounts		.00	.00	10,661.57	10,661.57-
Funds 24308 - CRRSA, ESSER II, Func 0000 - NoFunctionCode					
24308- 0000- 44500- 0000- 512001- 0000- 00000	ResGtsFedThruSt	308,265.00	308,265.00		308,265.00
24308- 0000- 44504- 0000- 512001- 0000- 00000	Revenue			10,416.98	10,416.98-
Total for Funds 24308, Func 0000 and Revenue accounts		308,265.00	308,265.00	10,416.98	297,848.02
Funds 26207 - CNM Foundation, Func 0000 - NoFunctionCode					
26207- 0000- 41921- 0000- 512001- 0000- 00000	InstCategorical	500.00	500.00		500.00
Total for Funds 26207, Func 0000 and Revenue accounts		500.00	500.00	.00	500.00
Funds 27107 - 2012GOBondSB66, Func 0000 - NoFunctionCode					
27107- 0000- 43202- 0000- 512001- 0000- 00000	StFlowThruGrant	2,873.00	2,873.00		2,873.00
27107- 0000- 43204- 0000- 512001- 0000- 00000	PriorYearBalnce	3,444.00	3,444.00		3,444.00
Total for Funds 27107, Func 0000 and Revenue accounts		6,317.00	6,317.00	.00	6,317.00
Funds 27502 - Next Gen CTE, Func 0000 - NoFunctionCode					
27502- 0000- 43202- 0000- 512001- 0000- 00000	StFlowThruGrant	20,758.00	20,758.00		20,758.00
27502- 0000- 43204- 0000- 512001- 0000- 00000	PriorYearBalnce			16,176.76	16,176.76-
Total for Funds 27502, Func 0000 and Revenue accounts		20,758.00	20,758.00	16,176.76	4,581.24
Funds 31200 - PubSchCapOutlay, Func 0000 - NoFunctionCode					
31200- 0000- 43209- 0000- 512001- 0000- 00000	PSCOC Awards			37,084.25	37,084.25-
Total for Funds 31200, Func 0000 and Revenue accounts		.00	.00	37,084.25	37,084.25-
Funds 31400 - SpcCapOutlaySt, Func 0000 - NoFunctionCode					
31400- 0000- 43202- 0000- 512001- 0000- 00000	StFlowThruGrant	200,000.00	200,000.00		200,000.00
31400- 0000- 43204- 0000- 512001- 0000- 00000	PriorYearBalnce	20,601.00	20,601.00		20,601.00
Total for Funds 31400, Func 0000 and Revenue accounts		220,601.00	220,601.00	.00	220,601.00
Funds 31600 - CapImprvmtsHB33, Func 0000 - NoFunctionCode					
31600- 0000- 41110- 0000- 512001- 0000- 00000	AdValoremTaxDst	163,370.00	163,370.00	4,208.20	159,161.80
Total for Funds 31600, Func 0000 and Revenue accounts		163,370.00	163,370.00	4,208.20	159,161.80
Funds 31700 - CapImprvmtsSB-9, Func 0000 - NoFunctionCode					
31700- 0000- 43204- 0000- 512001- 0000- 00000	PriorYearBalnce			18,023.86	18,023.86-
Total for Funds 31700, Func 0000 and Revenue accounts		.00	.00	18,023.86	18,023.86-
Funds 31701 - CapImprvsSB9Loc, Func 0000 - NoFunctionCode					
31701- 0000- 41110- 0000- 512001- 0000- 00000	AdValoremTaxDst	82,734.00	82,734.00	2,109.56	80,624.44
Total for Funds 31701, Func 0000 and Revenue accounts		82,734.00	82,734.00	2,109.56	80,624.44

Selection Grouped by Account Type, Filtered by User Permissions, (Org = 120, Online/Offline = N, Period = 2, UnPosted JEs? = N, Assets and Liabilities? = N, Restricted Accts? = Y, Objct = 4, Obj Digits = 0, Page Break Lvl =)

Balances through 08/31/2021				Fiscal Year 2021/22	
Funds- Func- Obj ct - Pr gm- Locat n- JbCl - Opt nl	Description	Adopted Budget	Revised Budget	Revenue	Account Balance
Funds 31703 - SB9StateMAch, Func 0000 - NoFunctionCode					
31703- 0000- 43202- 0000- 512001- 0000- 00000	StFlowThruGrant	5,485.00	5,485.00		5,485.00
Total for Funds 31703, Func 0000 and Revenue accounts		5,485.00	5,485.00	.00	5,485.00
Total for Org 120 - Cesar Chavez Community		3,188,914.00	3,188,914.00	565,680.85	2,623,233.15

Balances through 08/31/2021						Fiscal Year 2021/22
Funds- Func- Obj ct - Pr gm- Locat n- JbCl - Opt nl	Description	Adopted Budget	Revised Budget	Encumbered	Expenditure	Account Balance
Funds 11000 - Operational, Func 1000 - Instruction						
11000- 1000- 51100- 1010- 512001- 1411- 00000	SalariesExpense,Teachers	356,992.00	356,992.00	384,213.30	20,415.18	47,636.48-
11000- 1000- 51100- 1010- 512001- 1711- 00000	SalariesExpense,InstAsst1	7,734.00	7,734.00	7,403.24	321.88	8.88
11000- 1000- 51100- 2000- 512001- 1412- 00000	SalariesExpense,Teachers	127,700.00	127,700.00	123,701.82	5,378.34	1,380.16-
11000- 1000- 51100- 2000- 512001- 1712- 00000	SalariesExpense,InstAsstS	7,650.00	7,650.00	28,152.00	2,448.00	22,950.00-
11000- 1000- 51300- 1010- 512001- 1411- 00000	AddtnlCompenstn,Teachers	12,572.00	12,572.00	14,054.84	1,006.08	2,488.92-
11000- 1000- 51300- 1010- 512001- 1711- 00000	AddtnlCompenstn,InstAsst1	10,500.00	10,500.00	9,985.91	639.17	125.08-
11000- 1000- 51300- 2000- 512001- 1412- 00000	AddtnlCompenstn,Teachers			2,415.00	210.00	2,625.00-
11000- 1000- 51300- 2000- 512001- 1712- 00000	AddtnlCompenstn,InstAsstS			3,105.00	270.00	3,375.00-
11000- 1000- 51300- 4010- 512001- 1416- 00000	AddtnlCompenstn,TeachersO	5,000.00	5,000.00			5,000.00
11000- 1000- 51300- 9000- 512001- 1411- 00000	AddtnlCompenstn,Teachers	825.00	825.00			825.00
11000- 1000- 52111- 1010- 512001- 0000- 00000	EducRetirement	58,760.00	58,760.00	61,752.74	3,284.88	6,277.62-
11000- 1000- 52111- 2000- 512001- 0000- 00000	EducRetirement	20,507.00	20,507.00	23,354.20	1,215.99	4,063.19-
11000- 1000- 52111- 4010- 512001- 0000- 00000	EducRetirement	758.00	758.00			758.00
11000- 1000- 52111- 9000- 512001- 0000- 00000	EducRetirement	126.00	126.00			126.00
11000- 1000- 52112- 1010- 512001- 0000- 00000	ERARetireeHlth	7,758.00	7,758.00	8,152.53	433.67	828.20-
11000- 1000- 52112- 2000- 512001- 0000- 00000	ERARetireeHlth	2,707.00	2,707.00	3,083.15	160.53	536.68-
11000- 1000- 52112- 4010- 512001- 0000- 00000	ERARetireeHlth	100.00	100.00			100.00
11000- 1000- 52112- 9000- 512001- 0000- 00000	ERARetireeHlth	17.00	17.00			17.00
11000- 1000- 52210- 1010- 512001- 0000- 00000	FICA Payments	24,048.00	24,048.00	24,368.20	1,327.27	1,647.47-
11000- 1000- 52210- 2000- 512001- 0000- 00000	FICA Payments	8,393.00	8,393.00	9,152.62	484.04	1,243.66-
11000- 1000- 52210- 4010- 512001- 0000- 00000	FICA Payments	310.00	310.00			310.00
11000- 1000- 52210- 9000- 512001- 0000- 00000	FICA Payments	53.00	53.00			53.00
11000- 1000- 52220- 1010- 512001- 0000- 00000	MedicarePaymnts	6,199.00	6,199.00	5,699.17	310.42	189.41
11000- 1000- 52220- 2000- 512001- 0000- 00000	MedicarePaymnts	1,964.00	1,964.00	2,140.61	113.19	289.80-
11000- 1000- 52220- 4010- 512001- 0000- 00000	MedicarePaymnts	262.00	262.00			262.00
11000- 1000- 52220- 9000- 512001- 0000- 00000	MedicarePaymnts	200.00	200.00			200.00
11000- 1000- 52311- 1010- 512001- 0000- 00000	Hth&MedPremiums	48,313.00	48,313.00	49,277.84	2,084.74	3,049.58-
11000- 1000- 52311- 2000- 512001- 0000- 00000	Hth&MedPremiums	18,471.00	18,471.00	21,663.01	1,105.29	4,297.30-
11000- 1000- 52312- 1010- 512001- 0000- 00000	Life	430.00	430.00	223.26	11.34	195.40
11000- 1000- 52312- 2000- 512001- 0000- 00000	Life	129.00	129.00	91.08	5.28	32.64
11000- 1000- 52313- 1010- 512001- 0000- 00000	Dental	2,201.00	2,201.00	2,993.02	161.24	953.26-
11000- 1000- 52313- 2000- 512001- 0000- 00000	Dental	760.00	760.00	898.61	49.08	187.69-
11000- 1000- 52314- 1010- 512001- 0000- 00000	Vision	375.00	375.00	510.56	27.67	163.23-
11000- 1000- 52314- 2000- 512001- 0000- 00000	Vision	156.00	156.00	185.15	10.24	39.39-
11000- 1000- 52315- 1010- 512001- 0000- 00000	Disability	414.00	414.00	395.26	17.18	1.56
11000- 1000- 52500- 1010- 512001- 0000- 00000	UnemploymntComp	677.00	677.00	743.32	26.32	92.64-

Selection Grouped by Account Type, Filtered by User Permissions, (Org = 120, Online/Offline = N, Period = 2, UnPosted JEs? = N, Assets and Liabilities? = N, Restricted Accts? = Y, Objct = 5, Obj Digits = 0, Page Break Lvl =)

Balances through 08/31/2021						Fiscal Year 2021/22
Funds- Func- Obj ct - Pr gm- Locat n- JbCl - Opt nl	Description	Adopted Budget	Revised Budget	Encumbered	Expenditure	Account Balance
Funds 11000 - Operational, Func 1000 - Instruction (continued)						
11000- 1000- 52500- 2000- 512001- 0000- 00000	UnemploymntComp	203.00	203.00	259.80	8.96	65.76-
11000- 1000- 52710- 1010- 512001- 0000- 00000	WorkersCompPrem	5,931.00	5,931.00		5,685.00	246.00
11000- 1000- 52710- 2000- 512001- 0000- 00000	WorkersCompPrem	2,200.00	2,200.00		2,200.00	
11000- 1000- 52720- 1010- 512001- 0000- 00000	WorkrsCompERFee	76.00	76.00	67.76		8.24
11000- 1000- 52720- 2000- 512001- 0000- 00000	WorkrsCompERFee	23.00	23.00	27.60		4.60-
11000- 1000- 53330- 1010- 512001- 0000- 00000	ProfessDevelop			240.00		240.00-
11000- 1000- 53414- 1010- 512001- 0000- 00000	OthProfTechSvcs	2,037.00	2,037.00		2,129.45	92.45-
11000- 1000- 53711- 1010- 512001- 0000- 00000	Other Charges	1,650.00	1,650.00	950.00	44.00	656.00
11000- 1000- 54610- 1010- 512001- 0000- 00000	RentLandBldngs	2,000.00	2,000.00	2,000.00		
11000- 1000- 55817- 1010- 512001- 0000- 00000	Student Travel	3,000.00	3,000.00			3,000.00
11000- 1000- 55819- 1010- 512001- 0000- 00000	EmpTravTeachers	250.00	250.00			250.00
11000- 1000- 55915- 1010- 512001- 0000- 00000	OthContractSvcs	22,250.00	22,250.00	22,000.00		250.00
11000- 1000- 56112- 1010- 512001- 0000- 00000	Other Textbooks	38,049.00	38,049.00	3,983.50	9,500.00	24,565.50
11000- 1000- 56112- 3000- 512001- 0000- 00000	Other Textbooks	250.00	250.00			250.00
11000- 1000- 56113- 1010- 512001- 0000- 00000	Software	2,500.00	2,500.00	3,581.17	2,233.01	3,314.18-
11000- 1000- 56118- 1010- 512001- 0000- 00000	GenSuppliesMats	10,000.00	10,000.00	2,156.64	642.88	7,200.48
11000- 1000- 57332- 1010- 512001- 0000- 00000	SupplAssets<\$5k	722,816.00	722,816.00		939.40	721,876.60
Total for Func 1000 and Expense accounts		1,546,296.00	1,546,296.00	822,981.91	64,899.72	658,414.37
Funds 11000 - Operational, Func 2100 - SuppSvcsStudnts						
11000- 2100- 51100- 0000- 512001- 1217- 00000	SalariesExpense,SecClerTe	42,300.00	42,300.00	37,625.07	5,375.01	700.08-
11000- 2100- 51100- 0000- 512001- 1218- 00000	SalariesExpense,SchlStude	105,501.00	105,501.00	150,250.28	15,750.04	60,499.32-
11000- 2100- 51100- 4025- 512001- 1214- 00000	SalariesExpense,Couns-Soc	132,100.00	132,100.00			132,100.00
11000- 2100- 51300- 0000- 512001- 1214- 00000	AddtnlCompenstn,Couns-Soc			805.00	70.00	875.00-
11000- 2100- 51300- 0000- 512001- 1217- 00000	AddtnlCompenstn,SecClerTe			735.00	70.00	805.00-
11000- 2100- 51300- 0000- 512001- 1218- 00000	AddtnlCompenstn,SchlStude			2,275.00	210.00	2,485.00-
11000- 2100- 52111- 0000- 512001- 0000- 00000	EducRetirement	36,680.00	36,680.00	28,463.22	3,200.46	5,016.32
11000- 2100- 52112- 0000- 512001- 0000- 00000	ERARetireeHlth	4,843.00	4,843.00	3,757.57	422.51	662.92
11000- 2100- 52210- 0000- 512001- 0000- 00000	FICA Payments	15,012.00	15,012.00	11,102.75	1,232.17	2,677.08
11000- 2100- 52220- 0000- 512001- 0000- 00000	MedicarePaymnts	3,512.00	3,512.00	2,596.71	288.17	627.12
11000- 2100- 52311- 0000- 512001- 0000- 00000	Hth&MedPremiums	41,314.00	41,314.00	28,067.50	3,569.08	9,677.42
11000- 2100- 52312- 0000- 512001- 0000- 00000	Life	228.00	228.00	113.52	13.20	101.28
11000- 2100- 52313- 0000- 512001- 0000- 00000	Dental	1,181.00	1,181.00	1,174.39	144.89	138.28-
11000- 2100- 52314- 0000- 512001- 0000- 00000	Vision	212.00	212.00	188.34	21.90	1.76
11000- 2100- 52315- 0000- 512001- 0000- 00000	Disability			131.46	18.78	150.24-
11000- 2100- 52500- 0000- 512001- 0000- 00000	UnemploymntComp	360.00	360.00	400.33	39.31	79.64-
11000- 2100- 52710- 0000- 512001- 0000- 00000	WorkersCompPrem	3,935.00	3,935.00		3,935.00	
Selection Grouped by Account Type, Filtered by User Permissions, (Org = 120, Online/Offline = N, Period = 2, UnPosted JEs? = N, Assets and Liabilities? = N, Restricted Accts? = Y, Objct = 5, Obj Digits = 0, Page Break Lvl =)						SCHOOLABILITY

Balances through 08/31/2021						Fiscal Year 2021/22	
Funds- Func- Obj ct - Pr gm- Locat n- JbCl - Opt nl	Description	Adopted Budget	Revised Budget	Encumbered	Expenditure	Account Balance	
Funds 11000 - Operational, Func 2100 - SuppSvcsStudnts (continued)							
11000- 2100- 52720- 0000- 512001- 0000- 00000	WorkrsCompERFee	40.00	40.00	36.80		3.20	
11000- 2100- 53211- 2000- 512001- 0000- 00000	DiagsContracted	14,000.00	14,000.00	14,000.00			
11000- 2100- 53213- 2000- 512001- 0000- 00000	OccThrpstCont	4,000.00	4,000.00	4,000.00	345.00	345.00-	
11000- 2100- 53215- 2000- 512001- 0000- 00000	PsychologtsCont	2,000.00	2,000.00	2,000.00			
11000- 2100- 53414- 0000- 512001- 0000- 00000	OthProfTechSvcs	20,118.00	20,118.00	20,118.00			
11000- 2100- 55915- 0000- 512001- 0000- 00000	OthContractSvcs	3,776.00	3,776.00	3,825.60		49.60-	
11000- 2100- 56113- 0000- 512001- 0000- 00000	Software	7,175.00	7,175.00	7,175.00			
11000- 2100- 56118- 0000- 512001- 0000- 00000	GenSuppliesMats	900.00	900.00			900.00	
11000- 2100- 56118- 2000- 512001- 0000- 00000	GenSuppliesMats	192.00	192.00			192.00	
Total for Func 2100 and Expense accounts		439,379.00	439,379.00	318,841.54	34,705.52	85,831.94	
Funds 11000 - Operational, Func 2200 - Suppt Svcs Inst							
11000- 2200- 53330- 0000- 512001- 0000- 00000	ProfessDevelop	1,000.00	1,000.00			1,000.00	
11000- 2200- 55915- 0000- 512001- 0000- 00000	OthContractSvcs	10,000.00	10,000.00	10,000.00			
11000- 2200- 56113- 0000- 512001- 0000- 00000	Software	4,000.00	4,000.00	4,000.00			
11000- 2200- 56118- 0000- 512001- 0000- 00000	GenSuppliesMats	1,852.00	1,852.00	1,152.00		700.00	
Total for Func 2200 and Expense accounts		16,852.00	16,852.00	15,152.00	.00	1,700.00	
Funds 11000 - Operational, Func 2300 - SupptSvcs-Admin							
11000- 2300- 51100- 0000- 512001- 1111- 00000	SalariesExpense,Superinte	86,291.00	86,291.00	75,505.29	10,786.47	.76-	
11000- 2300- 52111- 0000- 512001- 0000- 00000	EducRetirement	13,074.00	13,074.00	11,439.12	1,634.16	.72	
11000- 2300- 52112- 0000- 512001- 0000- 00000	ERARetireeHlth	1,726.00	1,726.00	1,510.11	215.73	.16	
11000- 2300- 52210- 0000- 512001- 0000- 00000	FICA Payments	5,351.00	5,351.00	4,563.93	652.92	134.15	
11000- 2300- 52220- 0000- 512001- 0000- 00000	MedicarePaymnts	1,252.00	1,252.00	1,067.22	152.70	32.08	
11000- 2300- 52311- 0000- 512001- 0000- 00000	Hth&MedPremiums	4,632.00	4,632.00	4,282.11	577.11	227.22-	
11000- 2300- 52312- 0000- 512001- 0000- 00000	Life	48.00	48.00	24.57	3.51	19.92	
11000- 2300- 52313- 0000- 512001- 0000- 00000	Dental	102.00	102.00	93.45	13.35	4.80-	
11000- 2300- 52314- 0000- 512001- 0000- 00000	Vision	45.00	45.00	40.74	5.82	1.56-	
11000- 2300- 52500- 0000- 512001- 0000- 00000	UnemploymntComp	75.00	75.00	79.11		4.11-	
11000- 2300- 52710- 0000- 512001- 0000- 00000	WorkersCompPrem	1,402.00	1,402.00		1,402.00		
11000- 2300- 52720- 0000- 512001- 0000- 00000	WorkrsCompERFee	9.00	9.00	8.16		.84	
11000- 2300- 53411- 0000- 512001- 0000- 00000	Auditing	15,000.00	15,000.00	15,000.00			
11000- 2300- 53413- 0000- 512001- 0000- 00000	Legal	6,000.00	6,000.00	21,526.13	473.87	16,000.00-	
11000- 2300- 53711- 0000- 512001- 0000- 00000	Other Charges	200.00	200.00			200.00	
11000- 2300- 55400- 0000- 512001- 0000- 00000	Advertising	1,000.00	1,000.00	3,161.62	728.38	2,890.00-	
11000- 2300- 55812- 0000- 512001- 0000- 00000	Board Training	1,000.00	1,000.00			1,000.00	
11000- 2300- 55915- 0000- 512001- 0000- 00000	OthContractSvcs	8,650.00	8,650.00	5,460.62	539.38	2,650.00	
Selection Grouped by Account Type, Filtered by User Permissions, (Org = 120, Online/Offline = N, Period = 2, UnPosted JEs? = N, Assets and Liabilities? = N, Restricted Accts? = Y, Objc Digits = 0, Page Break Lvl =)							

Balances through 08/31/2021					Fiscal Year 2021/22	
Funds- Func- Obj ct - Pr gm- Locat n- JbCl - Opt nl	Description	Adopted Budget	Revised Budget	Encumbered	Expenditure	Account Balance
Total for Func 2300 and Expense accounts		145,857.00	145,857.00	143,762.18	17,185.40	15,090.58-
Funds 11000 - Operational, Func 2400 - SupSvcsSchAdmin						
11000- 2400- 51100- 0000- 512001- 1217- 00000	SalariesExpense,SecClerTe	34,300.00	34,300.00	30,187.50	4,312.50	200.00-
11000- 2400- 51300- 0000- 512001- 1217- 00000	AddtnlCompenstn,SecClerTe	7,625.00	7,625.00	5,110.14	695.02	1,819.84
11000- 2400- 52111- 0000- 512001- 0000- 00000	EducRetirement	12,081.00	12,081.00	5,236.14	748.02	6,096.84
11000- 2400- 52112- 0000- 512001- 0000- 00000	ERARetireeHlth	1,595.00	1,595.00	691.32	98.76	804.92
11000- 2400- 52210- 0000- 512001- 0000- 00000	FICA Payments	4,946.00	4,946.00	2,169.09	307.70	2,469.21
11000- 2400- 52220- 0000- 512001- 0000- 00000	MedicarePaymnts	1,630.00	1,630.00	507.36	71.97	1,050.67
11000- 2400- 52311- 0000- 512001- 0000- 00000	Hth&MedPremiums	3,928.00	3,928.00			3,928.00
11000- 2400- 52312- 0000- 512001- 0000- 00000	Life	114.00	114.00	27.72	3.96	82.32
11000- 2400- 52313- 0000- 512001- 0000- 00000	Dental	840.00	840.00	628.74	89.82	121.44
11000- 2400- 52314- 0000- 512001- 0000- 00000	Vision	172.00	172.00	103.95	14.85	53.20
11000- 2400- 52315- 0000- 512001- 0000- 00000	Disability	151.00	151.00			151.00
11000- 2400- 52500- 0000- 512001- 0000- 00000	UnemploymntComp	180.00	180.00	72.15	11.13	96.72
11000- 2400- 52710- 0000- 512001- 0000- 00000	WorkersCompPrem	1,173.00	1,173.00		1,173.00	
11000- 2400- 52720- 0000- 512001- 0000- 00000	WorkrsCompERFee	20.00	20.00	9.20		10.80
11000- 2400- 53711- 0000- 512001- 0000- 00000	Other Charges	100.00	100.00	100.00		
11000- 2400- 55813- 0000- 512001- 0000- 00000	EmpTravNonTeach	1,000.00	1,000.00			1,000.00
11000- 2400- 55915- 0000- 512001- 0000- 00000	OthContractSvcs	800.00	800.00	600.00		200.00
11000- 2400- 56118- 0000- 512001- 0000- 00000	GenSuppliesMats	6,809.00	6,809.00	1,461.74	2,109.17	3,238.09
11000- 2400- 57331- 0000- 512001- 0000- 00000	FixedAssets>\$5k			940.88		940.88-
Total for Func 2400 and Expense accounts		77,464.00	77,464.00	47,845.93	9,635.90	19,982.17
Funds 11000 - Operational, Func 2500 - Central Svcs						
11000- 2500- 53330- 0000- 512001- 0000- 00000	ProfessDevelop	3,000.00	3,000.00			3,000.00
11000- 2500- 53414- 0000- 512001- 0000- 00000	OthProfTechSvcs	136,547.00	136,547.00	127,282.42	10,401.61	1,137.03-
11000- 2500- 53711- 0000- 512001- 0000- 00000	Other Charges	298.00	298.00	298.00		
11000- 2500- 54620- 0000- 512001- 0000- 00000	RentEquipVehcl	19,659.00	19,659.00	16,480.20	3,178.80	
11000- 2500- 55400- 0000- 512001- 0000- 00000	Advertising	2,000.00	2,000.00	4,414.40	55.53	2,469.93-
11000- 2500- 55915- 0000- 512001- 0000- 00000	OthContractSvcs	600.00	600.00	500.00	100.00	
11000- 2500- 56113- 0000- 512001- 0000- 00000	Software	17,500.00	17,500.00		17,260.00	240.00
11000- 2500- 56118- 0000- 512001- 0000- 00000	GenSuppliesMats	4,016.00	4,016.00	957.00	1,059.00	2,000.00
Total for Func 2500 and Expense accounts		183,620.00	183,620.00	149,932.02	32,054.94	1,633.04
Funds 11000 - Operational, Func 2600 - Op&MaintofPlant						
11000- 2600- 54312- 0000- 512001- 0000- 00000	MntRepBlgsGrnds	12,000.00	12,000.00	11,396.35	1,089.09	485.44-
11000- 2600- 54411- 0000- 512001- 0000- 00000	Electricity	26,000.00	26,000.00	22,411.87	3,588.13	
11000- 2600- 54412- 0000- 512001- 0000- 00000	NatGasBuildings	1,678.00	1,678.00	1,635.32	42.68	

Selection Grouped by Account Type, Filtered by User Permissions, (Org = 120, Online/Offline = N, Period = 2, UnPosted JEs? = N, Assets and Liabilities? = N, Restricted Accts? = Y, Objc Digits = 0, Page Break Lvl =)

Balances through 08/31/2021						Fiscal Year 2021/22
Funds- Func- Obj ct - Pr gm- Locat n- JbCl - Opt nl	Description	Adopted Budget	Revised Budget	Encumbered	Expenditure	Account Balance
Funds 11000 - Operational, Func 2600 - Op&MaintofPlant (continued)						
11000- 2600- 54415- 0000- 512001- 0000- 00000	Water/Sewage	7,255.00	7,255.00	5,490.56	1,764.44	
11000- 2600- 54416- 0000- 512001- 0000- 00000	Communicatn Svcs	26,340.00	26,340.00	24,328.97	2,011.03	
11000- 2600- 54610- 0000- 512001- 0000- 00000	RentLandBldngs	326,833.00	326,833.00	211,680.99	115,152.01	
11000- 2600- 55200- 0000- 512001- 0000- 00000	PropertyLiablns	17,500.00	17,500.00		17,500.00	
11000- 2600- 55915- 0000- 512001- 0000- 00000	OthContractSvcs	68,887.00	68,887.00	67,134.10	2,891.17	1,138.27-
11000- 2600- 56118- 0000- 512001- 0000- 00000	GenSuppliesMats	3,500.00	3,500.00	831.33	268.67	2,400.00
11000- 2600- 57332- 0000- 512001- 0000- 00000	SupplAssets<\$5k	1,500.00	1,500.00	1,547.37		47.37-
Total for Func 2600 and Expense accounts		491,493.00	491,493.00	346,456.86	144,307.22	728.92
Funds 11000 - Operational, Func 3100 - FoodSvcsOpertns						
11000- 3100- 56118- 0000- 512001- 0000- 00000	GenSuppliesMats	250.00	250.00			250.00
Total for Func 3100 and Expense accounts		250.00	250.00	.00	.00	250.00
Total for Funds 11000		2,901,211.00	2,901,211.00	1,844,972.44	302,788.70	753,449.86
Funds 21000 - Food Svcs, Func 3100 - FoodSvcsOpertns						
21000- 3100- 56116- 0000- 512001- 0000- 00000	Food	40,000.00	40,000.00	40,000.00		
Total for Funds 21000, Func 3100 and Expense accounts		40,000.00	40,000.00	40,000.00	.00	.00
Funds 23000 - Non-InstrctSupp, Func 3100 - FoodSvcsOpertns						
23000- 3100- 56116- 0000- 512001- 0000- 00000	Food			237.90		237.90-
Total for Funds 23000, Func 3100 and Expense accounts		.00	.00	237.90	.00	237.90-
Funds 24101 - Title I - IASA, Func 1000 - Instruction						
24101- 1000- 51100- 1010- 512001- 1711- 00000	SalariesExpense,InstAsst1	56,167.00	56,167.00	53,834.26	2,340.62	7.88-
24101- 1000- 51300- 1010- 512001- 1411- 00000	AddtnlCompenstrn,Teachers	2,700.00	2,700.00			2,700.00
24101- 1000- 51300- 1010- 512001- 1711- 00000	AddtnlCompenstrn,InstAsst1	7,700.00	7,700.00	2,395.91	104.17	5,199.92
24101- 1000- 52111- 0000- 512001- 0000- 00000	EducRetirement	10,088.00	10,088.00			10,088.00
24101- 1000- 52111- 1010- 512001- 0000- 00000	EducRetirement			8,518.74	370.38	8,889.12-
24101- 1000- 52112- 0000- 512001- 0000- 00000	ERARetireeHlth	1,332.00	1,332.00			1,332.00
24101- 1000- 52112- 1010- 512001- 0000- 00000	ERARetireeHlth			1,124.47	48.89	1,173.36-
24101- 1000- 52210- 0000- 512001- 0000- 00000	FICA Payments	4,129.00	4,129.00			4,129.00
24101- 1000- 52210- 1010- 512001- 0000- 00000	FICA Payments			3,318.44	144.52	3,462.96-
24101- 1000- 52220- 0000- 512001- 0000- 00000	MedicarePaymnts	1,345.00	1,345.00			1,345.00
24101- 1000- 52220- 1010- 512001- 0000- 00000	MedicarePaymnts			776.02	33.80	809.82-
24101- 1000- 52311- 0000- 512001- 0000- 00000	Hth&MedPremiums	6,333.00	6,333.00			6,333.00
24101- 1000- 52311- 1010- 512001- 0000- 00000	Hth&MedPremiums			5,926.41	248.72	6,175.13-
24101- 1000- 52312- 0000- 512001- 0000- 00000	Life	100.00	100.00			100.00
24101- 1000- 52312- 1010- 512001- 0000- 00000	Life			53.13	2.31	55.44-
24101- 1000- 52313- 0000- 512001- 0000- 00000	Dental	343.00	343.00			343.00

Selection Grouped by Account Type, Filtered by User Permissions, (Org = 120, Online/Offline = N, Period = 2, UnPosted JEs? = N, Assets and Liabilities? = N, Restricted Accts? = Y, Objct = 5, Obj Digits = 0, Page Break Lvl =)

Balances through 08/31/2021						Fiscal Year 2021/22	
Funds- Func- Obj ct - Pr gm- Locat n- Jb Cl - Opt nl	Description	Adopted Budget	Revised Budget	Encumbered	Expenditure	Account Balance	
Funds 24101 - Title I - IASA, Func 1000 - Instruction (continued)							
24101- 1000- 52313- 1010- 512001- 0000- 00000	Dental			328.67	14.29	342.96-	
24101- 1000- 52314- 0000- 512001- 0000- 00000	Vision	66.00	66.00			66.00	
24101- 1000- 52314- 1010- 512001- 0000- 00000	Vision			63.25	2.75	66.00-	
24101- 1000- 52315- 0000- 512001- 0000- 00000	Disability	92.00	92.00			92.00	
24101- 1000- 52315- 1010- 512001- 0000- 00000	Disability			87.86	3.82	91.68-	
24101- 1000- 52500- 0000- 512001- 0000- 00000	UnemploymntComp	157.00	157.00			157.00	
24101- 1000- 52500- 1010- 512001- 0000- 00000	UnemploymntComp			134.14	8.07	142.21-	
24101- 1000- 52710- 0000- 512001- 0000- 00000	WorkersCompPrem	914.00	914.00			914.00	
24101- 1000- 52710- 1010- 512001- 0000- 00000	WorkersCompPrem				914.00	914.00-	
24101- 1000- 52720- 0000- 512001- 0000- 00000	WorkrsCompERFee	18.00	18.00			18.00	
24101- 1000- 52720- 1010- 512001- 0000- 00000	WorkrsCompERFee			16.08		16.08-	
24101- 1000- 56118- 1010- 512001- 0000- 00000	GenSuppliesMats	1,550.00	1,550.00			1,550.00	
Total for Funds 24101, Func 1000 and Expense accounts		93,034.00	93,034.00	76,577.38	4,236.34	12,220.28	
Funds 24106 - IDEABEntitlemnt, Func 1000 - Instruction							
24106- 1000- 51100- 2000- 512001- 1412- 00000	SalariesExpense,Teachers	47,300.00	47,300.00	45,329.32	1,970.84	.16-	
24106- 1000- 52111- 0000- 512001- 0000- 00000	EducRetirement	7,166.00	7,166.00			7,166.00	
24106- 1000- 52111- 2000- 512001- 0000- 00000	EducRetirement			6,867.34	298.58	7,165.92-	
24106- 1000- 52112- 0000- 512001- 0000- 00000	ERARetireeHlth	946.00	946.00			946.00	
24106- 1000- 52112- 2000- 512001- 0000- 00000	ERARetireeHlth			906.66	39.42	946.08-	
24106- 1000- 52210- 0000- 512001- 0000- 00000	FICA Payments	2,933.00	2,933.00			2,933.00	
24106- 1000- 52210- 2000- 512001- 0000- 00000	FICA Payments			2,702.96	117.67	2,820.63-	
24106- 1000- 52220- 0000- 512001- 0000- 00000	MedicarePaymnts	686.00	686.00			686.00	
24106- 1000- 52220- 2000- 512001- 0000- 00000	MedicarePaymnts			632.04	27.52	659.56-	
24106- 1000- 52311- 0000- 512001- 0000- 00000	Hth&MedPremiums	3,675.00	3,675.00			3,675.00	
24106- 1000- 52311- 2000- 512001- 0000- 00000	Hth&MedPremiums			3,763.26	157.94	3,921.20-	
24106- 1000- 52312- 0000- 512001- 0000- 00000	Life	57.00	57.00			57.00	
24106- 1000- 52312- 2000- 512001- 0000- 00000	Life			30.36	1.32	31.68-	
24106- 1000- 52313- 0000- 512001- 0000- 00000	Dental	241.00	241.00			241.00	
24106- 1000- 52313- 2000- 512001- 0000- 00000	Dental			230.23	10.01	240.24-	
24106- 1000- 52314- 0000- 512001- 0000- 00000	Vision	53.00	53.00			53.00	
24106- 1000- 52314- 2000- 512001- 0000- 00000	Vision			50.37	2.19	52.56-	
24106- 1000- 52500- 0000- 512001- 0000- 00000	UnemploymntComp	90.00	90.00			90.00	
24106- 1000- 52500- 2000- 512001- 0000- 00000	UnemploymntComp			87.49		87.49-	
24106- 1000- 52710- 0000- 512001- 0000- 00000	WorkersCompPrem	769.00	769.00			769.00	
24106- 1000- 52710- 2000- 512001- 0000- 00000	WorkersCompPrem				769.00	769.00-	

Selection Grouped by Account Type, Filtered by User Permissions, (Org = 120, Online/Offline = N, Period = 2, UnPosted JEs? = N, Assets and Liabilities? = N, Restricted Accts? = Y, Objct = 5, Obj Digits = 0, Page Break Lvl =)

Balances through 08/31/2021						Fiscal Year 2021/22
Funds- Func- Obj ct - Pr gm- Locat n- JbCl - Opt nl	Description	Adopted Budget	Revised Budget	Encumbered	Expenditure	Account Balance
Funds 24106 - IDEABEntitlemnt, Func 1000 - Instruction (continued)						
24106- 1000- 52720- 0000- 512001- 0000- 00000	WorkrsCompERFee	10.00	10.00			10.00
24106- 1000- 52720- 2000- 512001- 0000- 00000	WorkrsCompERFee			9.20		9.20-
Total for Func 1000 and Expense accounts		63,926.00	63,926.00	60,609.23	3,394.49	77.72-
Funds 24106 - IDEABEntitlemnt, Func 2100 - SuppSvcsStudnts						
24106- 2100- 56118- 0000- 512001- 0000- 00000	GenSuppliesMats	4,855.00	4,855.00			4,855.00
Total for Func 2100 and Expense accounts		4,855.00	4,855.00	.00	.00	4,855.00
Total for Funds 24106		68,781.00	68,781.00	60,609.23	3,394.49	4,777.28
Funds 24154 - TchPrinTrainRec, Func 1000 - Instruction						
24154- 1000- 51300- 1010- 512001- 1411- 00000	AddtnlCompenstn, Teachers	5,400.00	5,400.00	1,725.00	75.00	3,600.00
24154- 1000- 52111- 0000- 512001- 0000- 00000	EducRetirement	819.00	819.00			819.00
24154- 1000- 52111- 1010- 512001- 0000- 00000	EducRetirement			261.51	11.37	272.88-
24154- 1000- 52112- 0000- 512001- 0000- 00000	ERARetireeHlth	108.00	108.00			108.00
24154- 1000- 52112- 1010- 512001- 0000- 00000	ERARetireeHlth			34.50	1.50	36.00-
24154- 1000- 52210- 0000- 512001- 0000- 00000	FICA Payments	336.00	336.00			336.00
24154- 1000- 52210- 1010- 512001- 0000- 00000	FICA Payments			106.95	4.65	111.60-
24154- 1000- 52220- 0000- 512001- 0000- 00000	MedicarePaymnts	363.00	363.00			363.00
24154- 1000- 52220- 1010- 512001- 0000- 00000	MedicarePaymnts			25.07	1.08	26.15-
24154- 1000- 52500- 1010- 512001- 0000- 00000	UnemploymntComp			2.22		2.22-
24154- 1000- 53330- 1010- 512001- 0000- 00000	ProfessDevelop	1,718.00	1,718.00			1,718.00
Total for Func 1000 and Expense accounts		8,744.00	8,744.00	2,155.25	93.60	6,495.15
Funds 24154 - TchPrinTrainRec, Func 2400 - SupSvcsSchAdmin						
24154- 2400- 53330- 0000- 512001- 0000- 00000	ProfessDevelop	997.00	997.00			997.00
Total for Func 2400 and Expense accounts		997.00	997.00	.00	.00	997.00
Total for Funds 24154		9,741.00	9,741.00	2,155.25	93.60	7,492.15
Funds 24189 - SSAE Title IV, Func 2100 - SuppSvcsStudnts						
24189- 2100- 51100- 0000- 512001- 1214- 00000	SalariesExpense,Couns-Soc	7,328.00	7,328.00	7,058.70	306.90	37.60-
24189- 2100- 52111- 0000- 512001- 0000- 00000	EducRetirement	1,111.00	1,111.00	1,069.50	46.50	5.00-
24189- 2100- 52112- 0000- 512001- 0000- 00000	ERARetireeHlth	147.00	147.00	141.22	6.14	.36-
24189- 2100- 52210- 0000- 512001- 0000- 00000	FICA Payments	455.00	455.00	415.61	18.10	21.29
24189- 2100- 52220- 0000- 512001- 0000- 00000	MedicarePaymnts	107.00	107.00	97.06	4.23	5.71
24189- 2100- 52311- 0000- 512001- 0000- 00000	Hth&MedPremiums	687.00	687.00	804.31	33.76	151.07-
24189- 2100- 52312- 0000- 512001- 0000- 00000	Life	8.00	8.00	5.29	.23	2.48
24189- 2100- 52313- 0000- 512001- 0000- 00000	Dental	16.00	16.00	20.01	.87	4.88-
24189- 2100- 52314- 0000- 512001- 0000- 00000	Vision	7.00	7.00	8.74	.38	2.12-
24189- 2100- 52500- 0000- 512001- 0000- 00000	UnemploymntComp	12.00	12.00	13.97		1.97-
Selection Grouped by Account Type, Filtered by User Permissions, (Org = 120, Online/Offline = N, Period = 2, UnPosted JEs? = N, Assets and Liabilities? = N, Restricted Accts? = Y, Objct = 5, Obj Digits = 0, Page Break Lvl =)						SCHOOLABILITY

Balances through 08/31/2021						Fiscal Year 2021/22
Funds- Func- Obj ct - Pr gm- Locat n- Jb Cl - Opt nl	Description	Adopted Budget	Revised Budget	Encumbered	Expenditure	Account Balance
Funds 24189 - SSAE Title IV, Func 2100 - SuppSvcsStudnts (continued)						
24189- 2100- 52710- 0000- 512001- 0000- 00000	WorkersCompPrem	120.00	120.00		120.00	
24189- 2100- 52720- 0000- 512001- 0000- 00000	WorkrsCompERFee	2.00	2.00	1.60		.40
Total for Funds 24189, Func 2100 and Expense accounts		10,000.00	10,000.00	9,636.01	537.11	173.12-
Funds 24308 - CRRSA, ESSER II, Func 1000 - Instruction						
24308- 1000- 51100- 1010- 512001- 1711- 00000	SalariesExpense,InstAsst1	32,100.00	32,100.00	29,532.00	2,568.00	
24308- 1000- 52111- 0000- 512001- 0000- 00000	EducRetirement	4,864.00	4,864.00			4,864.00
24308- 1000- 52111- 1010- 512001- 0000- 00000	EducRetirement			4,474.19	389.06	4,863.25-
24308- 1000- 52112- 0000- 512001- 0000- 00000	ERARetireeHlth	642.00	642.00			642.00
24308- 1000- 52112- 1010- 512001- 0000- 00000	ERARetireeHlth			590.64	51.36	642.00-
24308- 1000- 52210- 0000- 512001- 0000- 00000	FICA Payments	1,991.00	1,991.00			1,991.00
24308- 1000- 52210- 1010- 512001- 0000- 00000	FICA Payments			1,621.04	141.60	1,762.64-
24308- 1000- 52220- 0000- 512001- 0000- 00000	MedicarePaymnts	466.00	466.00			466.00
24308- 1000- 52220- 1010- 512001- 0000- 00000	MedicarePaymnts			379.04	33.12	412.16-
24308- 1000- 52311- 0000- 512001- 0000- 00000	Hth&MedPremiums	8,246.00	8,246.00			8,246.00
24308- 1000- 52311- 1010- 512001- 0000- 00000	Hth&MedPremiums			7,901.88	663.26	8,565.14-
24308- 1000- 52312- 0000- 512001- 0000- 00000	Life	57.00	57.00			57.00
24308- 1000- 52312- 1010- 512001- 0000- 00000	Life			30.36	2.64	33.00-
24308- 1000- 52500- 0000- 512001- 0000- 00000	UnemploymntComp	90.00	90.00			90.00
24308- 1000- 52500- 1010- 512001- 0000- 00000	UnemploymntComp			76.88	8.48	85.36-
24308- 1000- 52710- 0000- 512001- 0000- 00000	WorkersCompPrem	522.00	522.00			522.00
24308- 1000- 52710- 1010- 512001- 0000- 00000	WorkersCompPrem				522.00	522.00-
24308- 1000- 52720- 0000- 512001- 0000- 00000	WorkrsCompERFee	10.00	10.00			10.00
24308- 1000- 56113- 1010- 512001- 0000- 00000	Software				8,340.00	8,340.00-
24308- 1000- 56118- 1010- 512001- 0000- 00000	GenSuppliesMats				398.00	398.00-
24308- 1000- 57332- 1010- 512001- 0000- 00000	SupplAssets<\$5k			15,730.85		15,730.85-
Total for Func 1000 and Expense accounts		48,988.00	48,988.00	60,336.88	13,117.52	24,466.40-
Funds 24308 - CRRSA, ESSER II, Func 2100 - SuppSvcsStudnts						
24308- 2100- 51100- 0000- 512001- 1214- 00000	SalariesExpense,Couns-Soc	76,225.00	76,225.00	26,554.42	1,154.54	48,516.04
24308- 2100- 52111- 0000- 512001- 0000- 00000	EducRetirement	11,549.00	11,549.00	4,022.93	174.91	7,351.16
24308- 2100- 52112- 0000- 512001- 0000- 00000	ERARetireeHlth	1,526.00	1,526.00	531.07	23.09	971.84
24308- 2100- 52210- 0000- 512001- 0000- 00000	FICA Payments	4,727.00	4,727.00	1,563.08	68.08	3,095.84
24308- 2100- 52220- 0000- 512001- 0000- 00000	MedicarePaymnts	1,106.00	1,106.00	365.47	15.92	724.61
24308- 2100- 52311- 0000- 512001- 0000- 00000	Hth&MedPremiums	20,621.00	20,621.00	3,025.88	126.99	17,468.13
24308- 2100- 52312- 0000- 512001- 0000- 00000	Life	96.00	96.00	19.78	.86	75.36
24308- 2100- 52313- 0000- 512001- 0000- 00000	Dental	801.00	801.00	74.98	3.26	722.76

Selection Grouped by Account Type, Filtered by User Permissions, (Org = 120, Online/Offline = N, Period = 2, UnPosted JEs? = N, Assets and Liabilities? = N, Restricted Accts? = Y, Objct = 5, Obj Digits = 0, Page Break Lvl =)

Balances through 08/31/2021						Fiscal Year 2021/22
Funds- Func- Obj ct - Pr gm- Locat n- JbCl - Opt nl	Description	Adopted Budget	Revised Budget	Encumbered	Expenditure	Account Balance
Funds 24308 - CRRSA, ESSER II, Func 2100 - SuppSvcsStudnts (continued)						
24308-2100-52314-0000-512001-0000-00000	Vision	155.00	155.00	32.66	1.42	120.92
24308-2100-52315-0000-512001-0000-00000	Disability	222.00	222.00			222.00
24308-2100-52500-0000-512001-0000-00000	UnemploymntComp	151.00	151.00	52.69		98.31
24308-2100-52710-0000-512001-0000-00000	WorkersCompPrem	1,239.00	1,239.00		1,239.00	
24308-2100-52720-0000-512001-0000-00000	WorkrsCompERFee	17.00	17.00	6.00		11.00
Total for Func 2100 and Expense accounts		118,435.00	118,435.00	36,248.96	2,808.07	79,377.97
Funds 24308 - CRRSA, ESSER II, Func 2600 - Op&MaintofPlant						
24308-2600-57332-0000-512001-0000-00000	SupplAssets<\$5k	140,842.00	140,842.00			140,842.00
Total for Func 2600 and Expense accounts		140,842.00	140,842.00	.00	.00	140,842.00
Total for Funds 24308		308,265.00	308,265.00	96,585.84	15,925.59	195,753.57
Funds 26207 - CNM Foundation, Func 1000 - Instruction						
26207-1000-56118-1010-512001-0000-00000	GenSuppliesMats	500.00	500.00			500.00
Total for Funds 26207, Func 1000 and Expense accounts		500.00	500.00	.00	.00	500.00
Funds 27107 - 2012GOBondsSB66, Func 2200 - Suppt Svcs Inst						
27107-2200-56114-0000-512001-0000-00000	LibraryAudioVis	6,317.00	6,317.00			6,317.00
Total for Funds 27107, Func 2200 and Expense accounts		6,317.00	6,317.00	.00	.00	6,317.00
Funds 27154 - BegTeachMentPrg, Func 1000 - Instruction						
27154-1000-52710-1010-512001-0000-00000	WorkersCompPrem				1,072.00	1,072.00-
Total for Funds 27154, Func 1000 and Expense accounts		.00	.00	.00	1,072.00	1,072.00-
Funds 27502 - Next Gen CTE, Func 1000 - Instruction						
27502-1000-51100-1010-512001-1411-00000	SalariesExpense,Teachers	11,786.00	11,786.00	7,222.00	314.00	4,250.00
27502-1000-51300-1010-512001-1411-00000	AddtnlCompenstn,Teachers	3,500.00	3,500.00	3,258.41	141.67	99.92
27502-1000-52111-0000-512001-0000-00000	EducRetirement	2,317.00	2,317.00			2,317.00
27502-1000-52111-1010-512001-0000-00000	EducRetirement			1,587.69	69.03	1,656.72-
27502-1000-52112-0000-512001-0000-00000	ERARetireeHlth	306.00	306.00			306.00
27502-1000-52112-1010-512001-0000-00000	ERARetireeHlth			209.53	9.11	218.64-
27502-1000-52210-0000-512001-0000-00000	FICA Payments	949.00	949.00			949.00
27502-1000-52210-1010-512001-0000-00000	FICA Payments			626.98	27.30	654.28-
27502-1000-52220-0000-512001-0000-00000	MedicarePaymnts	317.00	317.00			317.00
27502-1000-52220-1010-512001-0000-00000	MedicarePaymnts			146.51	6.38	152.89-
27502-1000-52311-0000-512001-0000-00000	Hth&MedPremiums	295.00	295.00			295.00
27502-1000-52311-1010-512001-0000-00000	Hth&MedPremiums			822.94	34.53	857.47-
27502-1000-52312-0000-512001-0000-00000	Life	68.00	68.00			68.00
27502-1000-52312-1010-512001-0000-00000	Life			5.29	.23	5.52-

Selection Grouped by Account Type, Filtered by User Permissions, (Org = 120, Online/Offline = N, Period = 2, UnPosted JEs? = N, Assets and Liabilities? = N, Restricted Accts? = Y, Objct = 5, Obj Digits = 0, Page Break Lvl =)

Balances through 08/31/2021						Fiscal Year 2021/22	
Funds- Func- Obj ct - Pr gm- Locat n- JbCl - Opt nl	Description	Adopted Budget	Revised Budget	Encumbered	Expenditure	Account Balance	
Funds 27502 - Next Gen CTE, Func 1000 - Instruction (continued)							
27502- 1000- 52313- 1010- 512001- 0000- 00000	Dental			20.24	.88	21.12-	
27502- 1000- 52314- 1010- 512001- 0000- 00000	Vision			8.97	.39	9.36-	
27502- 1000- 52500- 0000- 512001- 0000- 00000	UnemploymntComp	107.00	107.00			107.00	
27502- 1000- 52500- 1010- 512001- 0000- 00000	UnemploymntComp			20.88		20.88-	
27502- 1000- 52710- 0000- 512001- 0000- 00000	WorkersCompPrem	193.00	193.00			193.00	
27502- 1000- 52710- 1010- 512001- 0000- 00000	WorkersCompPrem				193.00	193.00-	
27502- 1000- 52720- 0000- 512001- 0000- 00000	WorkrsCompERFee	12.00	12.00			12.00	
27502- 1000- 53711- 1010- 512001- 0000- 00000	Other Charges	908.00	908.00			908.00	
Total for Funds 27502, Func 1000 and Expense accounts		20,758.00	20,758.00	13,929.44	796.52	6,032.04	
Funds 31400 - SpcCapOutlaySt, Func 4000 - Capital Outlay							
31400- 4000- 57200- 0000- 512001- 0000- 00000	BuildingPurchase	220,601.00	220,601.00			220,601.00	
31400- 4000- 57331- 0000- 512001- 0000- 00000	FixedAssets>\$5k			119,327.19		119,327.19-	
31400- 4000- 57332- 0000- 512001- 0000- 00000	SupplAssets<\$5k			20,358.73		20,358.73-	
Total for Funds 31400, Func 4000 and Expense accounts		220,601.00	220,601.00	139,685.92	.00	80,915.08	
Funds 31600 - CapImprvmtsHB33, Func 2300 - SupptSvcs-Admin							
31600- 2300- 53712- 0000- 512001- 0000- 00000	CityTaxCollCost	2,450.00	2,450.00		42.09	2,407.91	
Total for Func 2300 and Expense accounts		2,450.00	2,450.00	.00	42.09	2,407.91	
Funds 31600 - CapImprvmtsHB33, Func 4000 - Capital Outlay							
31600- 4000- 54640- 0000- 512001- 0000- 00000	RentalLease2Pur	840,676.00	840,676.00			840,676.00	
Total for Func 4000 and Expense accounts		840,676.00	840,676.00	.00	.00	840,676.00	
Total for Funds 31600		843,126.00	843,126.00	.00	42.09	843,083.91	
Funds 31701 - CapImprvsSB9Loc, Func 2300 - SupptSvcs-Admin							
31701- 2300- 53712- 0000- 512001- 0000- 00000	CityTaxCollCost	1,241.00	1,241.00		21.10	1,219.90	
Total for Func 2300 and Expense accounts		1,241.00	1,241.00	.00	21.10	1,219.90	
Funds 31701 - CapImprvsSB9Loc, Func 4000 - Capital Outlay							
31701- 4000- 54640- 0000- 512001- 0000- 00000	RentalLease2Pur	536,086.00	536,086.00			536,086.00	
Total for Func 4000 and Expense accounts		536,086.00	536,086.00	.00	.00	536,086.00	
Total for Funds 31701		537,327.00	537,327.00	.00	21.10	537,305.90	
Funds 31703 - SB9StateMAtch, Func 4000 - Capital Outlay							
31703- 4000- 57332- 0000- 512001- 0000- 00000	SupplAssets<\$5k	10,617.00	10,617.00			10,617.00	
Total for Funds 31703, Func 4000 and Expense accounts		10,617.00	10,617.00	.00	.00	10,617.00	
Total for Org 120 - Cesar Chavez Community		5,070,278.00	5,070,278.00	2,284,389.41	328,907.54	2,456,981.05	

Statement Date 08/31/2021

Cash Object 11011

Status Posted

Journal Entry #

Bank Statement Ending Balance	2,154,296.58	Service Charge	0.00
Less: Uncleared Payments	2,184.70	Interest Earned	0.00
Add: Uncleared Deposits	0.00		
Add: Uncleared Other	0.00	Cleared Payments	171,427.88
Adjusted Bank Balance	2,152,111.88	Cleared Deposits	288,637.44
System Cash Balance	2,152,111.88	Cleared Other	0.00
Add: Unposted Charges and Interest	0.00		
Revised System Cash Balance	2,152,111.88	Submitted By	JYAMAT, 09/13/2021
Difference	0.00	Posted By	EPEREZBM, 09/14/2021

Uncleared Payments

Issued	Check #	Check Amount	Pay To Name	Vendor ID	Emp ID	Bank Acct
05/06/21	12628	40.60	NM Dept of Workforce Solutions	900002		120MAIN
05/19/21	12653	188.25	NM PED - Finance & Operations	001520		120MAIN
06/03/21	12664	10.59	ABCWUA	001289		120MAIN
06/30/21	12726	1.25	CCCS Education Foundation	001285		120MAIN
08/24/21	12792	140.24	LaBarge Landscape	010003		120MAIN
08/24/21	12793	1,759.77	PNM	000528		120MAIN
08/24/21	12794	44.00	Dougherty, Austin	010146		120MAIN
		<u>2,184.70</u>				

Cleared Payments

Issued	Check #	Check Amount	Cleared Amount	Difference	Cleared	Pay To Name	Vendor ID	Emp ID	Bank Acct
06/30/21	12724	4,055.25	4,055.25		08/31/21	NM Taxation/Revenue Department	900003		120MAIN
07/28/21	12751	2,040.10	2,040.10		08/31/21	Academy Reprographics	001076		120MAIN
07/28/21	12753	473.87	473.87		08/31/21	Cuddy & McCarthy LLP	010009		120MAIN
07/30/21	12754	439.60	439.60		08/31/21	Sam's Club & Wal-mart	000935		120MAIN
07/30/21	12755	499.80	499.80		08/31/21	Sam's Club & Wal-mart	000935		120MAIN
08/04/21	12756	10.59	10.59		08/31/21	ABCWUA	001289		120MAIN
08/04/21	12757	10,378.92	10,378.92		08/31/21	ACES	001522		120MAIN
08/04/21	12758	388.67	388.67		08/31/21	Arness, Tani	000696		120MAIN
08/04/21	12759	643.97	643.97		08/31/21	Century Link	001355		120MAIN
08/04/21	12760	120.00	120.00		08/31/21	City of Albuquerque	000313		120MAIN
08/04/21	12761	159.74	159.74		08/31/21	Everett, Nathan	001561		120MAIN
08/04/21	12762	140.24	140.24		08/31/21	LaBarge Landscape	010003		120MAIN
08/04/21	12763	474.65	474.65		08/31/21	Precision Security, LLC	010046		120MAIN
08/04/21	12764	1,324.11	1,324.11		08/31/21	ServiceMaster OpCo Holdings LLC	010125		120MAIN
08/04/21	12765	50.00	50.00		08/31/21	TSA Consulting Group, Inc.	001363		120MAIN

Selection Grouped by Org, Cash Object, Statement Date - Sorted by Item date, Item #, (Org = 120, Cash Object IN ('11011'), Bank Statement Date = 8/31/2021, Uncleared Only? = No)

Statement Date 08/31/2021

Cash Object 11011

Status Posted

Journal Entry #

Cleared Payments (continued)

Issued	Check #	Check Amount	Cleared Amount	Difference	Cleared	Pay To Name	Vendor ID	Emp ID	Bank Acct
08/04/21	12766	106.38	106.38		08/31/21	Verizon Wireless	000658		120MAIN
08/04/21	12767	42.68	42.68		08/31/21	New Mexico Gas Company	001288		120MAIN
08/05/21	12828	1,000.00	1,000.00		08/31/21	CCCS Education Foundation	001285		120MAIN
08/09/21	12800	14,113.88	14,113.88		08/31/21	NMPSIA	900001		120MAIN
08/09/21	12801	1,493.80	1,493.80		08/31/21	NMPSIA	900001		120MAIN
08/10/21	12710	5,190.18	5,190.18		08/31/21	EFTPS	900004		120MAIN
08/10/21	12770	2,107.58	2,107.58		08/31/21	Eliseo Guajardo		000186	120MAIN
08/10/21	12771	3,885.33	3,885.33		08/31/21	EFTPS	900004		120MAIN
08/10/21	12797	357.16	357.16		08/31/21	NM RHC	900006		120MAIN
08/10/21	Batch 08/10/2021	26,238.58	26,238.58		08/31/21				120MAIN
08/12/21	12772	55.53	55.53		08/31/21	Albuquerque Publishing Co	000259		120MAIN
08/12/21	12773	108.93	108.93		08/31/21	Everett, Nathan	001561		120MAIN
08/12/21	12774	323.17	323.17		08/31/21	Mark's Plumbing & Heating	001401		120MAIN
08/12/21	12775	1,589.40	1,589.40		08/31/21	Wells Fargo Financial	000647		120MAIN
08/12/21	12776	2,233.01	2,233.01		08/31/21	Zoom Video Communicatons, Inc	010145		120MAIN
08/12/21	12777	89.84	89.84		08/31/21	Century Link	001355		120MAIN
08/13/21	12778	3,077.45	3,077.45		08/31/21	NM Educational RetirementBoard	900005		120MAIN
08/17/21	12779	366.40	366.40		08/31/21	ABCWUA	001289		120MAIN
08/17/21	12780	216.50	216.50		08/31/21	Amazon.com	001361		120MAIN
08/17/21	12781	339.71	339.71		08/31/21	Arness, Tani	000696		120MAIN
08/17/21	12782	1,059.00	1,059.00		08/31/21	Pitney Bowes	000762		120MAIN
08/17/21	12783	2,129.45	2,129.45		08/31/21	Renaissance Learning, Inc.	000826		120MAIN
08/17/21	12784	539.38	539.38		08/31/21	SG Consulting Services, LLC	001409		120MAIN
08/17/21	12785	360.60	360.60		08/31/21	Waste Management of New Mexico	001428		120MAIN
08/17/21	12786	108.04	108.04		08/31/21	Century Link	001355		120MAIN
08/17/21	12787	40.37	40.37		08/31/21	Crystal Springs Bottled Water	000334		120MAIN
08/17/21	12788	426.38	426.38		08/31/21	Sam's Club & Wal-mart	000935		120MAIN
08/18/21	12789	200.00	200.00		08/31/21	EPARS TSA Consulting Group Inc	901000		120MAIN
08/21/21	12830	2,312.85	2,312.85		08/31/21	NM Taxation/Revenue Department	900003		120MAIN
08/24/21	12791	15.75	15.75		08/31/21	Crystal Springs Bottled Water	000334		120MAIN
08/25/21	12795	1,736.43	1,736.43		08/31/21	Austin Dougherty		000187	120MAIN
08/25/21	12796	10,025.69	10,025.69		08/31/21	EFTPS	900004		120MAIN
08/25/21	Batch 08/25/2021	29,605.50	29,605.50		08/31/21				120MAIN
08/27/21	12790	38,733.42	38,733.42		08/31/21	CCCS Education Foundation	001285		120MAIN
		171,427.88	171,427.88						

Selection Grouped by Org, Cash Object, Statement Date - Sorted by Item date, Item #, (Org = 120, Cash Object IN ('11011'), Bank Statement Date = 8/31/2021, Uncleared Only? = No)

Statement Date 08/31/2021

Cash Object 11011

Status Posted

Journal Entry #

Cleared Deposits

Deposited	Deposit #	Deposit Amount	Cleared Amount	Difference	Cleared	Bank Acct
08/02/21	Batch 08/02/2021	82,578.04	82,578.04		08/31/21	120MAIN
08/04/21	Batch 08/04/2021	22,433.98	22,433.98		08/31/21	120MAIN
08/05/21	Batch 08/05/2021	12.96	12.96		08/31/21	120MAIN
08/10/21	Batch 08/10/2021	181,933.98	181,933.98		08/31/21	120MAIN
08/17/21	Batch 08/17/2021	25.03	25.03		08/31/21	120MAIN
08/18/21	Batch 08/18/2021	0.12	0.12		08/31/21	120MAIN
08/20/21	Batch 08/20/2021	1,653.33	1,653.33		08/31/21	120MAIN
		288,637.44	288,637.44			

Analyzed Business Checking - PF

Account number: [REDACTED] 4978 ■ August 1, 2021 - August 31, 2021 ■ Page 1 of 4

CEASAR CHAVEZ COMMUNITY SCHOOL
OPERATING ACCOUNT
1325 PALOMAS DR SE
ALBUQUERQUE NM 87108-4718

Questions?

Call your Customer Service Officer or Client Services
1-800-AT WELLS (1-800-289-3557)
5:00 AM TO 6:00 PM Pacific Time Monday - Friday

Online: wellsfargo.com

Write: Wells Fargo Bank, N.A. (585)
P.O. Box 6995
Portland, OR 97228-6995

Account summary

Analyzed Business Checking - PF

Account number	Beginning balance	Total credits	Total debits	Ending balance
[REDACTED] 4978	\$2,037,087.02	\$293,492.73	-\$176,283.17	\$2,154,296.58

Credits

Deposits

Effective date	Posted date	Amount	Transaction detail
	08/05	12.96	Deposit
	08/18	0.12	Deposit
		\$13.08	Total deposits

Electronic deposits/bank credits

Effective date	Posted date	Amount	Transaction detail
	08/02	25,183.27	State of NEW Mex Vndr Pymt Nmap0001155892 512-000-2021-24101-0009 24101 Title I - Esea 0
	08/02	18,023.86	State of NEW Mex Vndr Pymt Nmap0001155685 512-000-2021-31700-0001 31700 Capital Improvement
	08/02	16,176.76	State of NEW Mex Vndr Pymt Nmap0001154860 512-000-2021-27502-0002 27502 Career Technical Ed
	08/02	7,765.88	State of NEW Mex Vndr Pymt Nmap0001155267 512-000-2021-24190-0010 24190 Title I - Comprehen
	08/02	7,283.02	State of NEW Mex Vndr Pymt Nmap0001155154 512-000-2021-24301-0006 24301 Cares Act 6/1/202
	08/02	3,881.79	State of NEW Mex Vndr Pymt Nmap0001155264 512-000-2021-24190-0009 24190 Title I - Comprehen
	08/02	2,637.55	State of NEW Mex Vndr Pymt Nmap0001155153 512-000-2021-24301-0005 24301 Cares Act 5/1/202
	08/02	1,625.91	State of NEW Mex Vndr Pymt Nmap0001156011 512-000-2021-24189-0010 24189 Student Supp Academ



Electronic deposits/bank credits (continued)

Effective date	Posted date	Amount	Transaction detail
	08/04	22,433.98	State of NEW Mex Vndr Pymt Nmap0001161352 512-000-2021-24106-0011 24106 Entitlement Idea-B
	08/10	1,573.43	WT Seq142043 WF Return Wires IN Proc /Org= Srf# 2021081000121810 Trn#210810142043 Rfb#
	08/10	181,933.98	State of NEW Mex Vndr Pymt Nmap0001164186 11000 Seg August 2021 11000 Seg August 2021
	08/11	45.00	C 60090085 Reimbursement Processed for Other Fee From 08/10/2021 for \$45.00.
	08/11	1,573.43	WT Seq137681 WF Return Wires IN Proc /Org= Srf# 2021081100122083 Trn#210811137681 Rfb#
	08/11	1,573.43	WT Seq166404 WF Return Wires IN Proc /Org= Srf# 2021081100150935 Trn#210811166404 Rfb#
	08/13	90.00	Reimburse Wire Transfer Fees
	08/17	16.60	Sandoval County APS Dist H 451379 July 2021 Distributio Hb-33
	08/17	8.43	Sandoval County APS Dist C 452475 July 2021 Distribution Sb-9
	08/20	1,653.33	Bernalillo Count Distr_Pymt Cesar Chavez Community
		\$293,479.65	Total electronic deposits/bank credits
		\$293,492.73	Total credits

Debits

Electronic debits/bank debits

Effective date	Posted date	Amount	Transaction detail
	08/05	1,000.00	WT Fed#08986 Bokf NA /Ftr/Bnf=Cesar Chavez Comm. Sch. Ed. Found. Srf# Gw00000043867833 Trn#210805091263 Rfb# 433
	08/09	15,607.68	WT Seq129749 State of NEW Mexico /Bnf=Nmpsia Srf# Gw00000043940556 Trn#210809129749 Rfb# 434
	08/09	9,710.61	ACH Prep Origintn - Cesar Chavez Com - File 1200948759 Coid 1200948759
	08/10	1,986.01	WT Fed#09668 Nusenda Federal CR /Ftr/Bnf=David Lang Srf# Gw00000043967868 Trn#210810102846 Rfb# 442
	08/10	1,847.81	WT Fed#09533 Nusenda Federal CR /Ftr/Bnf=Laurie Ihm Srf# Gw00000043966949 Trn#210810101711 Rfb# 440
	08/10	1,618.43	WT 210810-120007 Bank of America, NE /Bnf=Aa Srf# Gw00000043970821 Trn#210810120007 Rfb# 446
	08/10	1,377.17	WT Fed#09418 Nusenda Federal CR /Ftr/Bnf=Robin Brown Srf# Gw00000043967330 Trn#210810100791 Rfb# 439
	08/10	1,297.33	WT Fed#08879 Sandia Laboratory /Ftr/Bnf=Margaret Aguilar Srf# Gw00000043966477 Trn#210810095370 Rfb# 436
	08/10	1,256.33	WT 210810-121397 Bank of America, NE /Bnf=Melanie Berry Srf# Gw00000043971214 Trn#210810121397 Rfb# 447
	08/10	1,246.38	WT 210810-119729 Bank of America, NE /Bnf=Amy Bowers Srf# Gw00000043969769 Trn#210810119729 Rfb# 445
	08/10	1,240.29	WT Fed#08850 Nusenda Federal CR /Ftr/Bnf=Lawrence Reeder Srf# Gw00000043967048 Trn#210810098549 Rfb# 437



Electronic debits/bank debits (continued)

Effective date	Posted date	Amount	Transaction detail
08/10		1,096.24	WT Fed#09606 Bokf NA /Ftr/Bnf=John G. Little Srf# Gw00000043967489 Trn#210810102643 Rfb# 441
08/10		1,084.61	WT Fed#09304 US Eagle Fcu /Ftr/Bnf=Ben Srf# Gw00000043967228 Trn#210810099752 Rfb# 438
08/10		1,505.73	WT Seq110632 Monique L Montoya /Bnf=Monique Montoya Srf# Gw00000043968543 Trn#210810110632 Rfb# 444
08/10		971.64	WT Seq109444 Georgina G Hernandez /Bnf=Georgina Salazar Srf# Gw00000043968141 Trn#210810109444 Rfb# 443
08/10		357.16	WT Seq#83185 State of NEW Mexico /Bnf=Nmrhca Srf# Gw00000043964607 Trn#210810083185 Rfb# 435
08/10		5,190.18	< Business to Business ACH Debit - IRS Usat taxpymt 081021 270162271397905 Cesar Chavez Community
08/10		3,885.33	< Business to Business ACH Debit - IRS Usat taxpymt 081021 270162212896335 Cesar Chavez Community
08/11		1,618.43	WT 210811-117679 Bank of America, NE /Bnf=A Srf# Gw00000043999585 Trn#210811117679 Rfb# 448
08/11		1,618.43	WT 210811-146879 Bank of America, NE /Bnf=Aar Srf# Gw00000044004913 Trn#210811146879 Rfb# 449
08/11		1,618.43	WT 210811-162972 Bank of America, NE /Bnf=Aaron Montoya Srf# Gw00000044008089 Trn#210811162972 Rfb# 450
08/16		3,077.45	< Business to Business ACH Debit - Nmerb Web Pay 210813 02336 Cesar Chavez Community
08/16		1,589.40	< Business to Business ACH Debit - Wells Fargo Bank Loan Lease 210813 00000009241204 Cesar Chavez Community
08/18		200.00	WT Seq140979 Tsa Consulting Group, I /Bnf=Tsa Consulting Group Srf# Gw00000044159939 Trn#210818140979 Rfb# 451
08/19		1,059.00	< Business to Business ACH Debit - Pitney Purchase Direct Deb 210818 Pbpurchaspwr Kate Shelton
08/20		426.38	< Business to Business ACH Debit - Sams Club Syncb Sams Epay 081821 xxxxx3635 6046002049048217
08/24		29,605.50	ACH Prep Origintn - Cesar Chavez Com - File 1200948759 Coid 1200948759
08/25		10,025.69	< Business to Business ACH Debit - IRS Usat taxpymt 082521 270163711306398 Cesar Chavez Community
08/25		4,055.25	< Business to Business ACH Debit - Tax_Rev_Wwt_Ecks Trd Pmnt 210824 1560041216 Cesar Chavez Community
08/25		2,312.85	< Business to Business ACH Debit - Tax_Rev_Wwt_Ecks Trd Pmnt 210824 xxxxx0288 Cesar Chavez Community
08/27		38,733.42	WT Fed#04130 Bokf NA /Ftr/Bnf=Cesar Chavez Comm. Sch. Ed. Found. Srf# Gw00000044382138 Trn#210827150272 Rfb# 452
		\$148,219.16	Total electronic debits/bank debits

< **Business to Business ACH:** If this is a business account, this transaction has a return time frame of one business day from post date. This time frame does not apply to consumer accounts.

Checks paid

Number	Amount	Date	Number	Amount	Date	Number	Amount	Date
12751	2,040.10	08/04	12755	499.80	08/03	12758	388.67	08/16
12753 *	473.87	08/03	12756	10.59	08/10	12759	643.97	08/11
12754	439.60	08/03	12757	10,378.92	08/10	12760	120.00	08/16



Checks paid (continued)

<i>Number</i>	<i>Amount</i>	<i>Date</i>	<i>Number</i>	<i>Amount</i>	<i>Date</i>	<i>Number</i>	<i>Amount</i>	<i>Date</i>
12761	159.74	08/25	12772 *	55.53	08/17	12783 *	2,129.45	08/23
12762	140.24	08/18	12773	108.93	08/25	12784	539.38	08/23
12763	474.65	08/17	12774	323.17	08/26	12785	360.60	08/23
12764	1,324.11	08/09	12776 *	2,233.01	08/20	12786	108.04	08/24
12765	50.00	08/09	12777	89.84	08/17	12787	40.37	08/23
12766	106.38	08/10	12779 *	366.40	08/24	12791 *	15.75	08/30
12767	42.68	08/10	12780	216.50	08/23	12795 *	1,736.43	08/26
12770 *	2,107.58	08/13	12781	339.71	08/27			
\$28,064.01			Total checks paid					

* Gap in check sequence.

\$176,283.17 Total debits

Daily ledger balance summary

<i>Date</i>	<i>Balance</i>	<i>Date</i>	<i>Balance</i>	<i>Date</i>	<i>Balance</i>
07/31	2,037,087.02	08/11	2,255,667.03	08/23	2,242,187.46
08/02	2,119,665.06	08/13	2,253,649.45	08/24	2,212,107.52
08/03	2,118,251.79	08/16	2,248,473.93	08/25	2,195,445.06
08/04	2,138,645.67	08/17	2,247,878.94	08/26	2,193,385.46
08/05	2,137,658.63	08/18	2,247,538.82	08/27	2,154,312.33
08/09	2,110,966.23	08/19	2,246,479.82	08/30	2,154,296.58
08/10	2,257,974.43	08/20	2,245,473.76		
Average daily ledger balance		\$2,191,837.27			