

**Cesar Chavez Community School
Financial Update
April 30, 2024**

A. BARs

<u>BAR #</u>	<u>Fund Description</u>	<u>Reason/Type</u>	<u>Amount</u>
<u>1</u>	None		

B. Payroll & Accounts Payable Payment Vouchers

1 March 2024

C. Financial Statement Reports - as of March 31, 2024

1 Financial Analysis

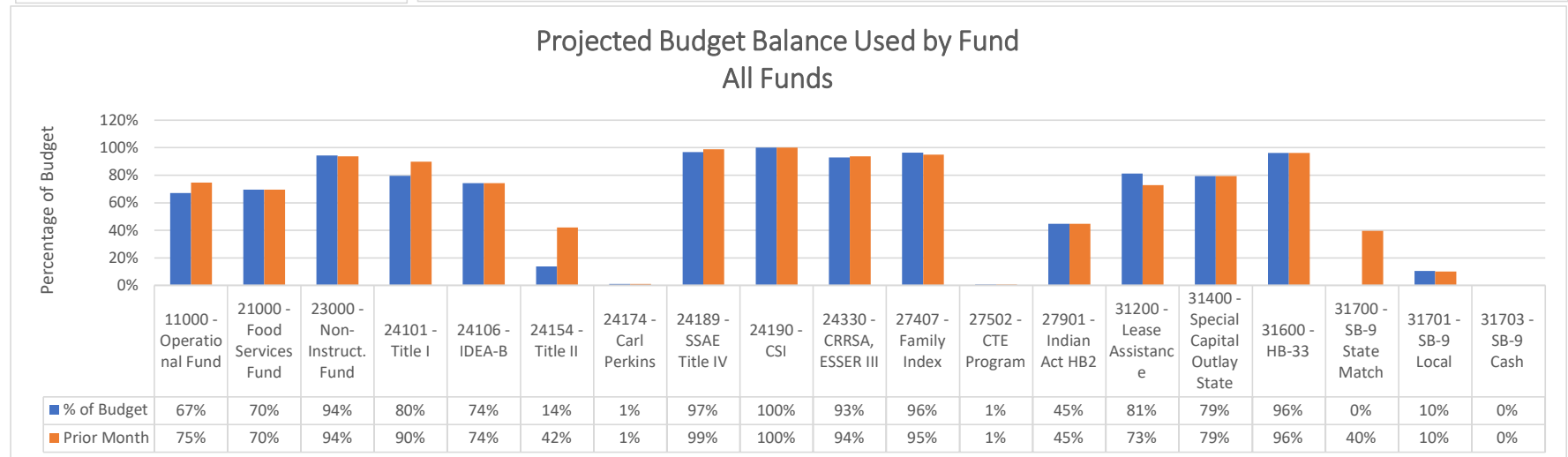
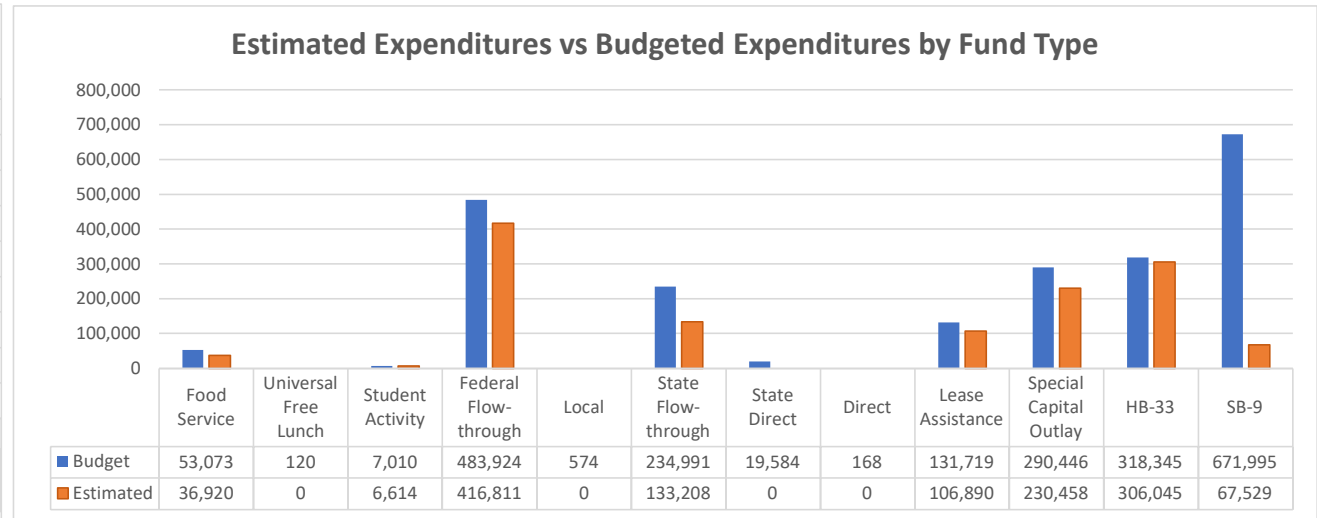
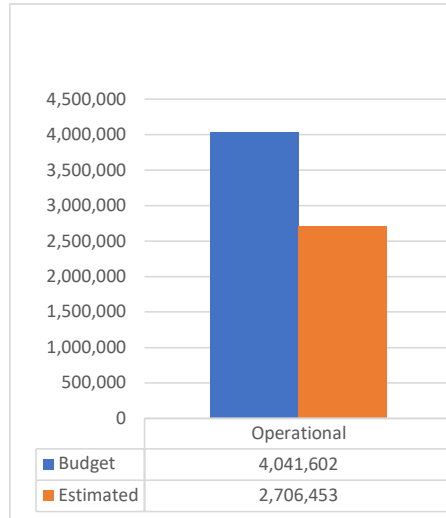
2 Bank Reconciliations

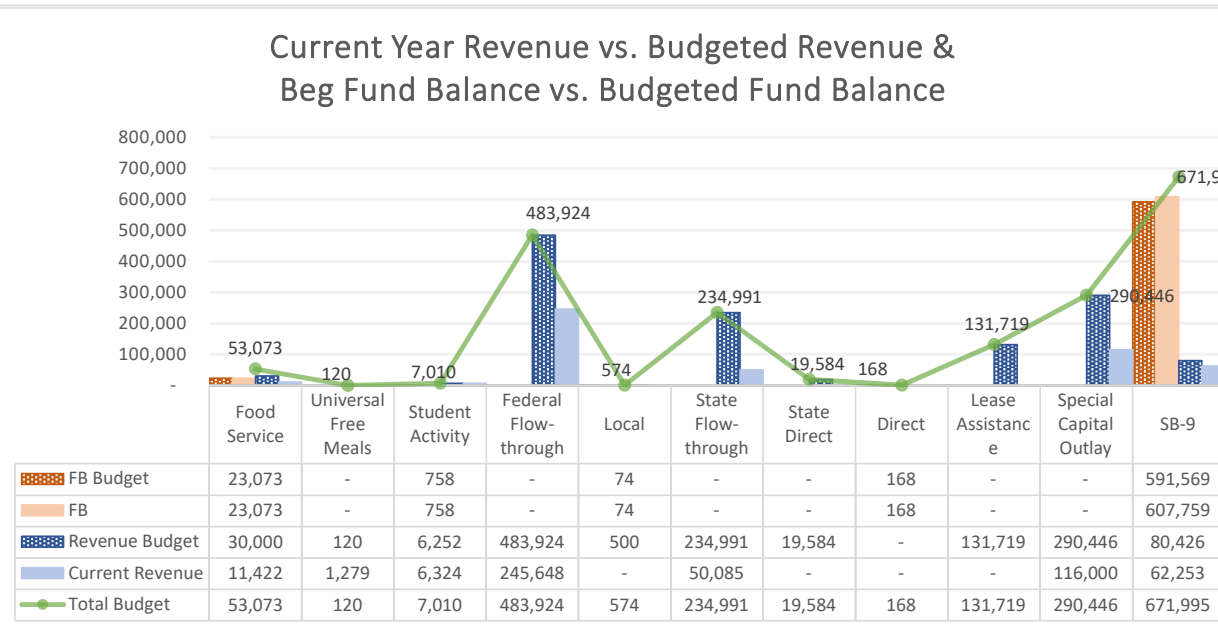
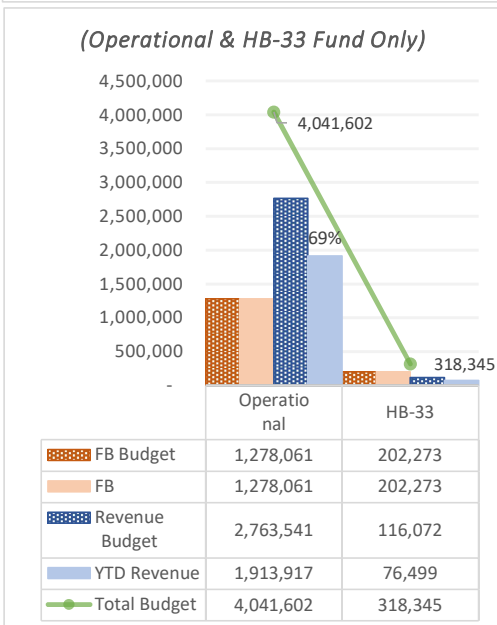
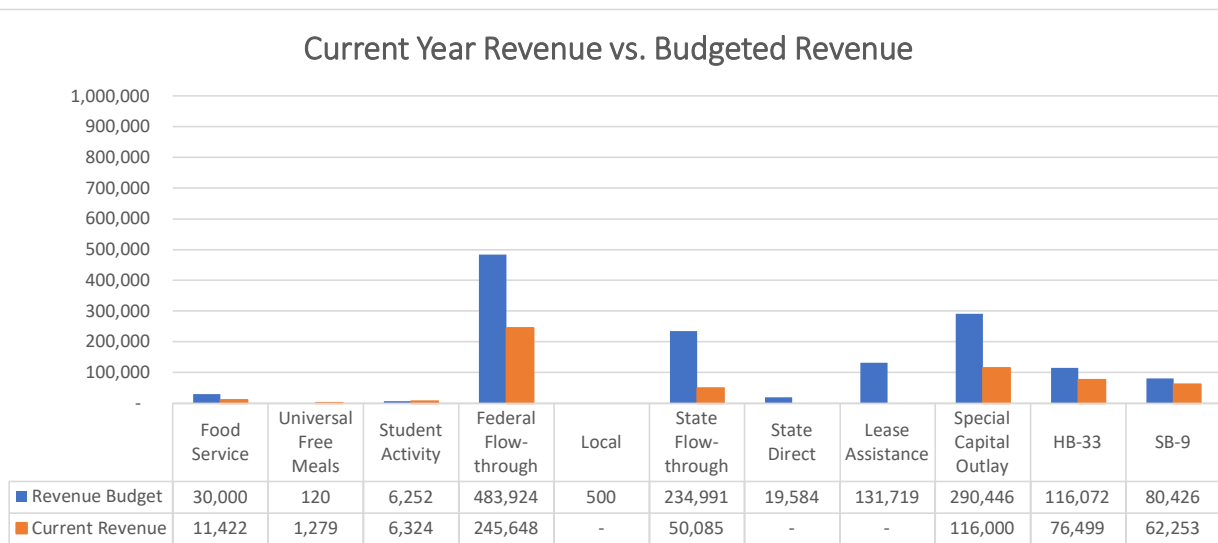
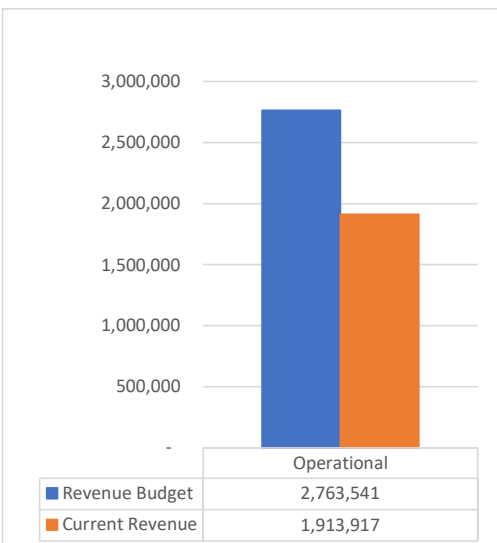
D. Other

Cesar Chavez Community School

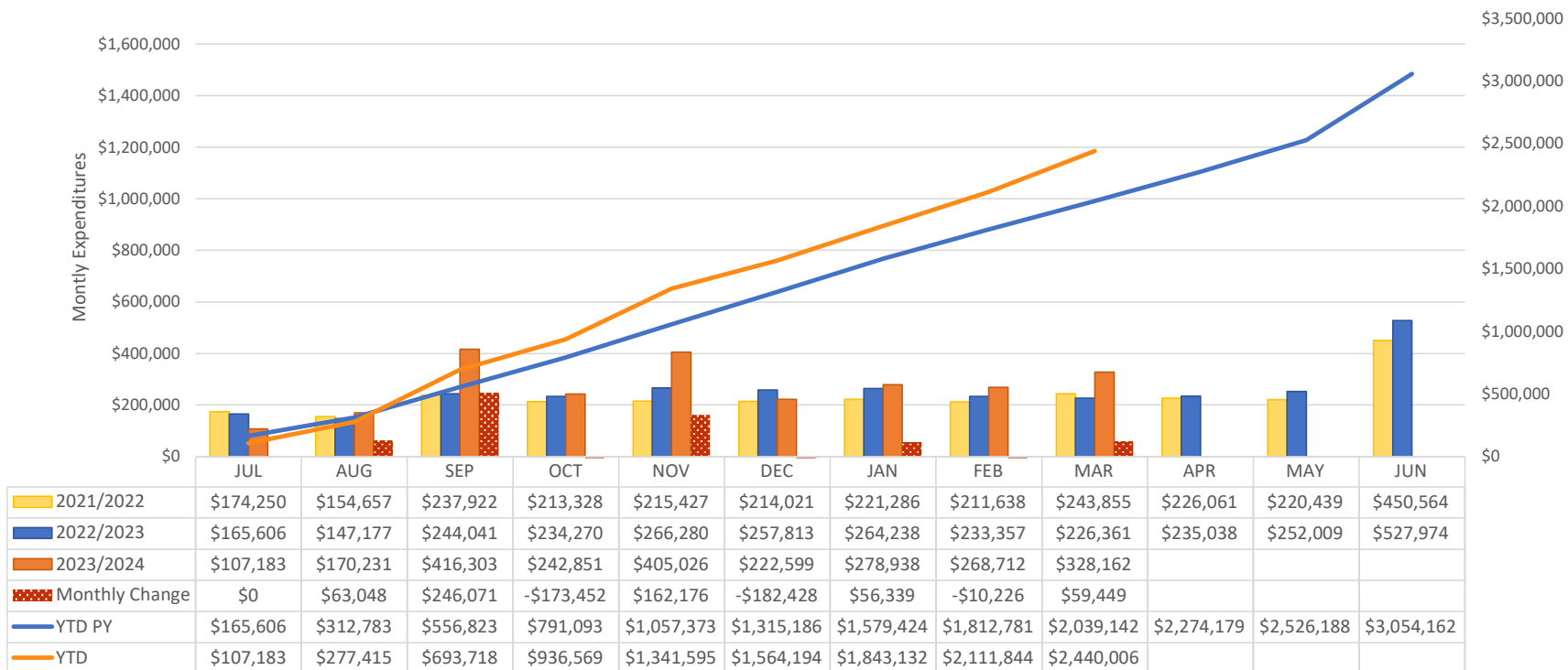
Expenditure Analytical Review

March 31, 2024

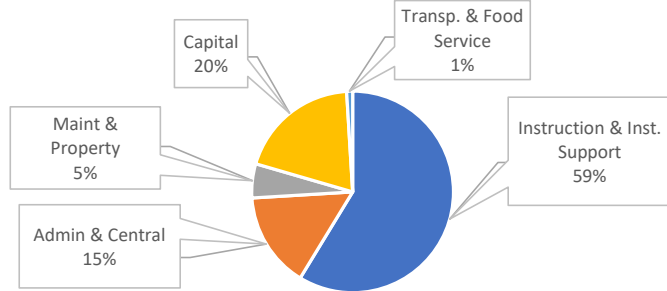




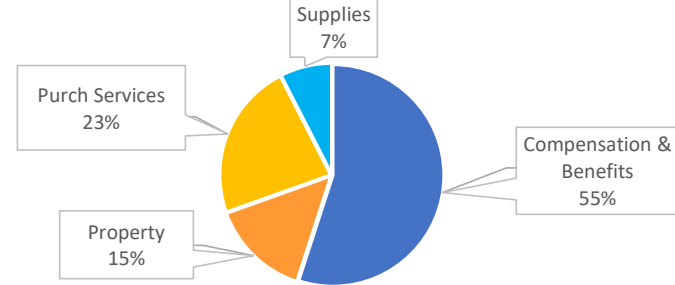
Yearly Expenditure Comparison by Month - All Funds



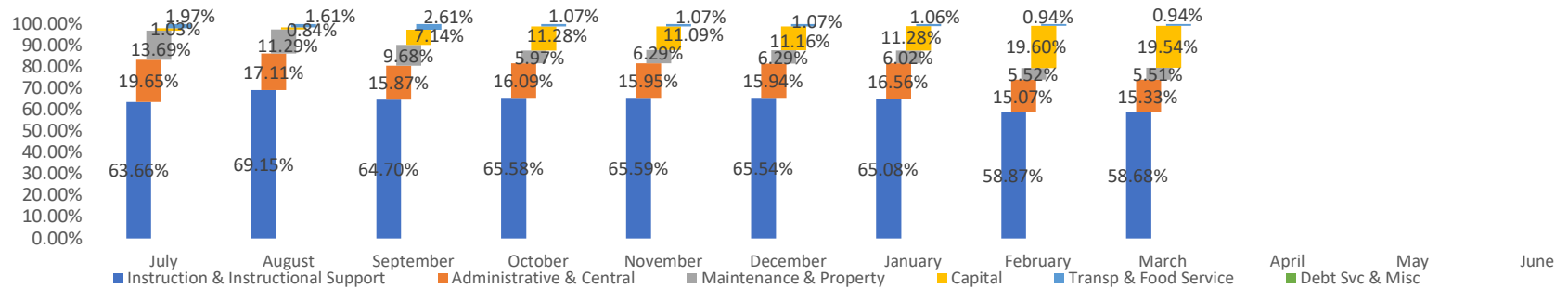
Estimated Expenditures by Function - All Funds



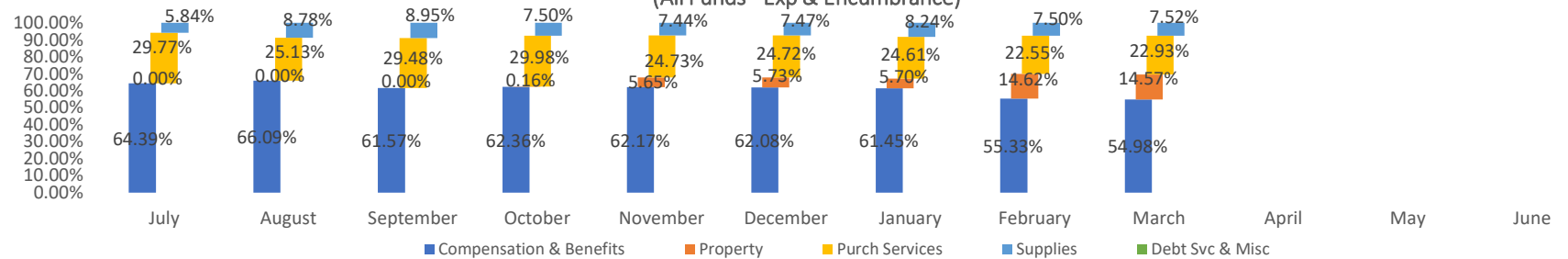
Estimated Expenditures by Object - All Funds



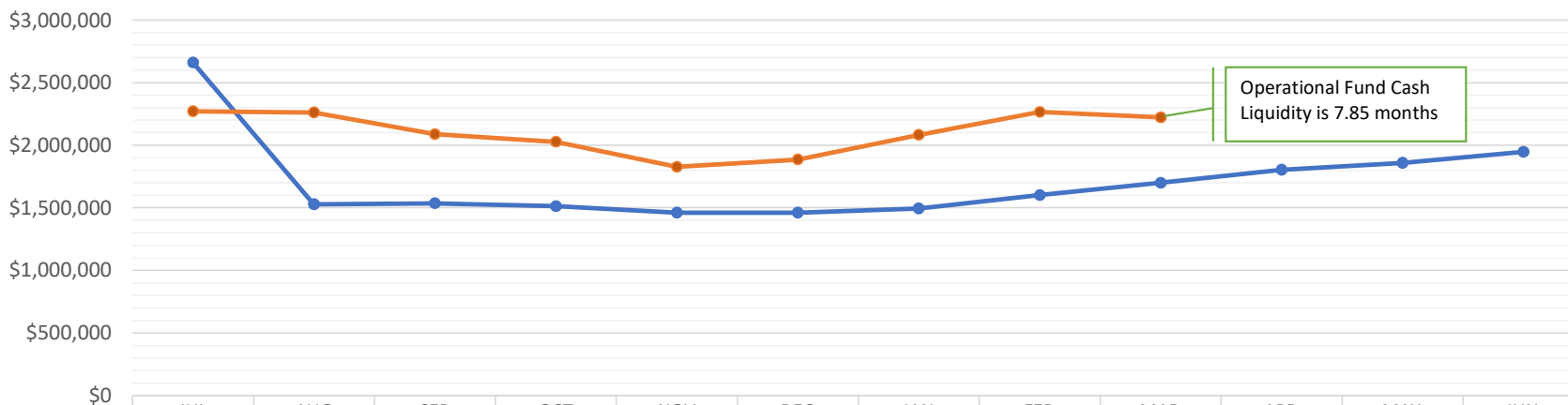
Function Code Change in Percentage by Month
(All Funds - Exp & Encumbrance)



Object Code Change in Percentage by Month
(All Funds - Exp & Encumbrance)



Monthly Cash Balance All Funds



	JUL	AUG	SEP	OCT	NOV	DEC	JAN	FEB	MAR	APR	MAY	JUN
● FY2023	\$2,659,548	\$1,528,172	\$1,536,319	\$1,511,757	\$1,461,033	\$1,461,818	\$1,495,930	\$1,600,897	\$1,700,124	\$1,803,513	\$1,858,947	\$1,947,798
● FY2024	\$2,271,812	\$2,260,829	\$2,088,555	\$2,027,887	\$1,826,464	\$1,885,480	\$2,083,311	\$2,264,446	\$2,221,237			

Checks Dated 03/01/2024 through 03/31/2024

Check Number	Check Date	Pay to the Order of	Check Amount
14360	03/06/2024	ABCWUA	11.13
14361	03/06/2024	ACES	14,316.41
14362	03/06/2024	AJF Enterprise Inc	1,428.92
14363	03/06/2024	Amazon Capital Services, Inc	95.88
14364	03/06/2024	CCCS Education Foundation	19,077.33
14365	03/06/2024	Crystal Springs Bottled Water	135.50
14366	03/06/2024	Dry Fly Enterprises, Inc	6,375.30
14367	03/06/2024	IBOSS Lockbox	2,890.61
14368	03/06/2024	Johnson Controls Inc	72,200.00
14369	03/06/2024	Lock Box EM3 Networks LLC	1,314.71
14370	03/06/2024	TSA Consulting Group, Inc.	50.00
14371	03/06/2024	Verizon Wireless	146.19
14372	03/06/2024	Wells Fargo Financial Leasing	1,589.28
14374	03/08/2024	EPARS TSA Consulting Group Inc	200.00
14375	03/08/2024	NM Educational RetirementBoard	38,474.77
14376	03/08/2024	NM RHC	4,000.85
14377	03/08/2024	NM Taxation/Revenue Department	3,869.18
14378	03/08/2024	NMPSIA	19,870.98
14379	03/13/2024	ABCWUA	449.11
14380	03/13/2024	Avant Assessment, LLC	10.00
14381	03/13/2024	Century Link	102.03
14382	03/13/2024	Century Link	126.11
14383	03/13/2024	Panoptic Clean LLC	1,225.28
14384	03/13/2024	PCSNM	4,640.00
14385	03/13/2024	Sam's Club & Wal-mart	351.03
14386	03/21/2024	AJF Enterprise Inc	1,592.22 *
14387	03/21/2024	Amazon Capital Services, Inc	435.40 *
	Reissued on 03/29/2024		
14388	03/21/2024	Arness, Tani	348.68
14389	03/21/2024	Central NM Community College	108.75
14390	03/21/2024	Charter School Nursing	3,228.75
14391	03/21/2024	Cooperative Educational Services	1,606.32 *
	Reissued on 03/29/2024		
14392	03/21/2024	Heather Blair	35.00
14393	03/21/2024	JMP Academy	683.14 *
	Reissued on 03/29/2024		
14394	03/21/2024	Molina, Stephanie	80.00
14395	03/21/2024	Pitney Bowes Global Financial Services	500.00
14396	03/21/2024	Sam's Club & Wal-mart	232.47
14397	03/21/2024	SG Consulting Services, LLC	1,883.44 *
	Reissued on 03/29/2024		
14399	03/27/2024	Amazon Capital Services, Inc	111.55
14400	03/27/2024	Butterworth, Paula J	59.00
14401	03/27/2024	Century Link	649.94
14402	03/27/2024	Evelyn Ontiveros	59.00
14403	03/27/2024	HEI, INC.	2,401.79
14404	03/27/2024	LaBarge Landscape	139.91
14405	03/27/2024	New Mexico Gas Company	589.83

The preceding Checks have been issued in accordance with the District's Policy and authorization of the Board of Trustees. It is recommended that the preceding Checks be approved.

Checks Dated 03/01/2024 through 03/31/2024

Check Number	Check Date	Pay to the Order of	Check Amount
14406	03/27/2024	Panoptic Clean LLC	1,225.28
14407	03/29/2024	AJF Enterprise Inc	1,592.22
14408	03/29/2024	Amazon Capital Services, Inc	435.40
14409	03/29/2024	Cooperative Educational Servic es	1,606.32
14410	03/29/2024	JMP Academy	683.14
14411	03/29/2024	SG Consulting Services, LLC	1,883.44
Total Number of Checks			50
			215,121.59

	Count	Amount
Reissue	5	6,200.52
Net Issue		208,921.07

Fund Recap

Fund	Description	Check Count	Expensed Amount
11000	Operational Fund	43	101,240.08
21000	Food Services Fund	1	3,240.00
23000	Non-Instruct. Fund	2	379.58
24101	Title I - IASA	4	1,591.96
24106	IDEA-B Entitlement	4	385.84
24154	Teach./Princp. Train & Recruit	1	2,610.00
24189	SSAE Title IV	4	289.12
24330	CRRSA, ESSER III	5	6,098.86
27407	Family Income Index	4	3,407.70
27901	Indian Education Act HB2	4	608.50
31200	Public School Capital Outlay	1	10,976.58
31400	Special Capital Outlay State	1	72,200.00
31701	Capital Improv. SB9 Local	2	5,892.85
Total Number of Checks		50	208,921.07
Less Unpaid Tax Liability			.00
Net (Check Amount)			208,921.07

The preceding Checks have been issued in accordance with the District's Policy and authorization of the Board of Trustees. It is recommended that the preceding Checks be approved.



Bank Account 120MAIN - Wells Fargo Operating Account

Payment Id	Comment					
Check # 14360	11000	03/06/2024	Check Amt	11.13	Status Cleared	ABCWUA (001289/1)
157995394103		FY24 Water Utilities				11000- 2600- 54415- 0000- 512001- 0000- 00000 11.13
Check # 14361	11000	03/06/2024	Check Amt	14,316.41	Status Cleared	ACES (001522/2)
12754		FY24 Business Manager Services				11000- 2500- 53414- 0000- 512001- 0000- 00000 11,076.41
12832		FY24 Food Services				21000- 3100- 56116- 0000- 512001- 0000- 00000 3,240.00
Check # 14362	11000	03/06/2024	Check Amt	1,428.92	Status Cleared	AJF Enterprise Inc (010154/1)
11591		FY24 Security Services				11000- 2600- 55915- 0000- 512001- 0000- 00000 1,428.92
Check # 14363	11000	03/06/2024	Check Amt	95.88	Status Cleared	Amazon Capital Services, Inc (001361/2)
16J1-XWVP-FFJX		Club Tuesday Supplies				11000- 2400- 56118- 0000- 512001- 0000- 00000 25.78
1R17-WMFY-NJDR		Dual Enrollemt Student Supplies				11000- 1000- 56118- 1010- 512001- 0000- 00000 54.23
1WP1-4TY7-VL67		Clasroom Supplies				11000- 1000- 56106- 1010- 512001- 0000- 00000 15.87
Check # 14364	31200	03/06/2024	Check Amt	19,077.33	Status Cleared	CCCS Education Foundation (001285/1)
1165		FY24 Lease Payment(s)				11000- 4000- 54640- 0000- 512001- 0000- 00000 8,100.75 31200- 4000- 54640- 0000- 512001- 0000- 00000 10,976.58
Check # 14365	11000	03/06/2024	Check Amt	135.50	Status Cleared	Crystal Springs Bottled Water (000334/3)
9273880		FY24 Bottled Water				11000- 2400- 56118- 0000- 512001- 0000- 00000 53.30
9275532		FY24 Bottled Water				11000- 2400- 56118- 0000- 512001- 0000- 00000 82.20
Check # 14366	31701	03/06/2024	Check Amt	6,375.30	Status Cleared	Dry Fly Enterprises, Inc (010170/1)
IN66222		Cameras & Security System CES 2023-20-C112-ALL				31701- 4000- 57340- 0000- 512001- 0000- 00000 3,424.80
IN66277		FY24 IT Services				11000- 2500- 54320- 0000- 512001- 0000- 00000 2,884.24
IN66426		Image Silo Storage Fee				31701- 4000- 57340- 0000- 512001- 0000- 00000 66.26
Check # 14367	11000	03/06/2024	Check Amt	2,890.61	Status Cleared	IBOSS Lockbox (010134/2)
975472-107176		iboss Mission Critical Support - FY24				11000- 2500- 56113- 0000- 512001- 0000- 00000 2,890.61
Check # 14368	31400	03/06/2024	Check Amt	72,200.00	Status Cleared	Johnson Controls Inc (010111/2)
00047142015		FY24 HVAC Repairs				31400- 4000- 57331- 0000- 512001- 0000- 00000 67,038.86
00047142015B		FY24 HVAC Repairs				31400- 4000- 57331- 0000- 512001- 0000- 00000 5,161.14
Check # 14369	11000	03/06/2024	Check Amt	1,314.71	Status Cleared	Lock Box EM3 Networks LLC (010028/2)
18850		FY24 Internet Services				11000- 2600- 54416- 0000- 512001- 0000- 00000 1,314.71
Check # 14370	11000	03/06/2024	Check Amt	50.00	Status Cleared	TSA Consulting Group, Inc. (001363/1)
105493		FY24 Section 403B Admin. Charges				11000- 2500- 55915- 0000- 512001- 0000- 00000 50.00
Check # 14371	11000	03/06/2024	Check Amt	146.19	Status Cleared	Verizon Wireless (000658/1)
9957264516		FY24 Cell Phone Services				11000- 2600- 54416- 0000- 512001- 0000- 00000 106.18 24330- 2600- 54416- 0000- 512001- 0000- 00000 40.01
Check # 14372	11000	03/06/2024	Check Amt	1,589.28	Status Cleared	Wells Fargo Financial Leasing (000647/2)

Selection Sorted by Check Number, Inv #, Include Address=No, (Org = 120, Source = N, Pay To = N, Payment Method = N, Starting Check Date = 3/1/2024, Ending Check Date = 3/31/2024, Summary? = N, Sort/Group 1 = , Sort/Group 2 =)



Bank Account 120MAIN - Wells Fargo Operating Account

Payment Id	Comment								
Check # 14372	11000	03/06/2024	Check Amt	1,589.28	Status Cleared	Wells Fargo Financial Leasing (000647/2) - continued			
5028836198		Copy Machine Lease				11000- 2500- 54620- 0000- 512001- 0000- 00000		1,589.28	
* Break in sequence									
Check # 14374	11000	03/08/2024	Check Amt	200.00	Status Cleared	EPARS TSA Consulting Group Inc (901000/1)			
20240210-REG		EPARS TSA Consulting Group Inc (901000/1) 02/10/2024 (REG)			11000-	- 23147-	-	-	100.00
20240224-REG		EPARS TSA Consulting Group Inc (901000/1) 02/24/2024 (REG)			11000-	- 23147-	-	-	100.00
Check # 14375	11000	03/08/2024	Check Amt	38,474.77	Status Cleared	NM Educational RetirementBoard (900005/1)			
20240210-REG		NM Educational RetirementBoard (900005/1) 02/10/2024 (REG)			11000-	- 23124-	-	-	15,375.44
					24101-	- 23124-	-	-	646.51
					24106-	- 23124-	-	-	116.94
					24189-	- 23124-	-	-	87.63
					24330-	- 23124-	-	-	1,951.12
					27407-	- 23124-	-	-	896.43
					27901-	- 23124-	-	-	254.24
20240224-REG		NM Educational RetirementBoard (900005/1) 02/24/2024 (REG)			11000-	- 23124-	-	-	15,419.06
					24101-	- 23124-	-	-	646.51
					24106-	- 23124-	-	-	116.94
					24189-	- 23124-	-	-	87.63
					24330-	- 23124-	-	-	1,725.65
					27407-	- 23124-	-	-	896.43
					27901-	- 23124-	-	-	254.24
Check # 14376	11000	03/08/2024	Check Amt	4,000.85	Status Cleared	NM RHC (900006/1)			
20240210-REG		NM RHC (900006/1) 02/10/2024 (REG)			11000-	- 23123-	-	-	1,598.83
					24101-	- 23123-	-	-	67.22
					24106-	- 23123-	-	-	12.16
					24189-	- 23123-	-	-	9.12
					24330-	- 23123-	-	-	202.90
					27407-	- 23123-	-	-	93.21
					27901-	- 23123-	-	-	26.44
20240224-REG		NM RHC (900006/1) 02/24/2024 (REG)			11000-	- 23123-	-	-	1,603.36
					24101-	- 23123-	-	-	67.22
					24106-	- 23123-	-	-	12.16
					24189-	- 23123-	-	-	9.12

Selection Sorted by Check Number, Inv #, Include Address=No, (Org = 120, Source = N, Pay To = N, Payment Method = N, Starting Check Date = 3/1/2024, Ending Check Date = 3/31/2024, Summary? = N, Sort/Group 1 = , Sort/Group 2 =)



Bank Account 120MAIN - Wells Fargo Operating Account

Payment Id	Comment								
Check # 14376	11000	03/08/2024	Check Amt	4,000.85	Status Cleared	NM RHC (900006/1) - continued			
20240224-REG		NM RHC (900006/1) 02/24/2024 (REG)			24330-	- 23123-	-	-	179.46
					27407-	- 23123-	-	-	93.21
					27901-	- 23123-	-	-	26.44
Check # 14377	11000	03/08/2024	Check Amt	3,869.18	Status Cleared	NM Taxation/Revenue Department (900003/1)			
20240210-REG		NM Taxation/Revenue Department (900003/1) 02/10/2024 (REG)			11000-	- 23142-	-	-	1,582.18
					24101-	- 23142-	-	-	41.63
					24106-	- 23142-	-	-	13.21
					24189-	- 23142-	-	-	9.90
					24330-	- 23142-	-	-	178.79
					27407-	- 23142-	-	-	92.04
					27901-	- 23142-	-	-	23.13
20240224-REG		NM Taxation/Revenue Department (900003/1) 02/24/2024 (REG)			11000-	- 23142-	-	-	1,584.74
					24101-	- 23142-	-	-	41.68
					24106-	- 23142-	-	-	13.21
					24189-	- 23142-	-	-	9.90
					24330-	- 23142-	-	-	162.88
					27407-	- 23142-	-	-	92.76
					27901-	- 23142-	-	-	23.13
Check # 14378	11000	03/08/2024	Check Amt	19,870.98	Status Cleared	NMPSIA (900001/1)			
20240210-REG		NMPSIA (900001/1) 02/10/2024 (REG)			11000-	- 23125-	-	-	8,355.09
					24101-	- 23125-	-	-	40.60
					24106-	- 23125-	-	-	50.61
					24189-	- 23125-	-	-	37.91
					24330-	- 23125-	-	-	829.03
					27407-	- 23125-	-	-	621.81
					27901-	- 23125-	-	-	.44
20240224-REG		NMPSIA (900001/1) 02/24/2024 (REG)			11000-	- 23125-	-	-	8,355.11
					24101-	- 23125-	-	-	40.59
					24106-	- 23125-	-	-	50.61
					24189-	- 23125-	-	-	37.91
					24330-	- 23125-	-	-	829.02
					27407-	- 23125-	-	-	621.81
					27901-	- 23125-	-	-	.44
Check # 14379	11000	03/13/2024	Check Amt	449.11	Status Cleared	ABCWUA (001289/1)			

Selection Sorted by Check Number, Inv #, Include Address=No, (Org = 120, Source = N, Pay To = N, Payment Method = N, Starting Check Date = 3/1/2024, Ending Check Date = 3/31/2024, Summary? = N, Sort/Group 1 = , Sort/Group 2 =)



Bank Account 120MAIN - Wells Fargo Operating Account

Payment Id	Comment						
Check # 14379	11000	03/13/2024	Check Amt	449.11	Status Cleared	ABCWUA (001289/1) - continued	
505450732199		FY24 Water Utilities				11000- 2600- 54415- 0000- 512001- 0000- 00000	50.61
515145324304		FY24 Water Utilities				11000- 2600- 54415- 0000- 512001- 0000- 00000	398.50
Check # 14380	11000	03/13/2024	Check Amt	10.00	Status Cleared	Avant Assessment, LLC (010209/1)	
31680		Testing Services				11000- 1000- 56118- 1010- 512001- 0000- 00000	10.00
Check # 14381	11000	03/13/2024	Check Amt	102.03	Status Cleared	Century Link (001355/1)	
20240228		FY24 Phone, Fax Servcie				11000- 2600- 54416- 0000- 512001- 0000- 00000	102.03
Check # 14382	11000	03/13/2024	Check Amt	126.11	Status Cleared	Century Link (001355/1)	
272 20240301		FY24 Phone, Fax Servcie				11000- 2600- 54416- 0000- 512001- 0000- 00000	126.11
Check # 14383	11000	03/13/2024	Check Amt	1,225.28	Status Cleared	Panoptic Clean LLC (010195/1)	
2383		FY 24 Cleaning Services Panoptic				11000- 2600- 55915- 0000- 512001- 0000- 00000	1,225.28
Check # 14384	24154	03/13/2024	Check Amt	4,640.00	Status Cleared	PCSNM (000496/2)	
23CONF-CCCS		FY 24 Annual Conference				11000- 2200- 53330- 0000- 512001- 0000- 00000	1,740.00
						11000- 2400- 53330- 1010- 512001- 0000- 00000	290.00
						24154- 2200- 53330- 0000- 512001- 0000- 00000	2,610.00
Check # 14385	23000	03/13/2024	Check Amt	351.03	Status Cleared	Sam's Club & Wal-mart (000935/1)	
003937		Instructional Training Meeting Snacks				23000- 1000- 56118- 0000- 512001- 0000- 00000	25.90-
07089		Club Tuesday Supplies for January and February				11000- 2400- 56118- 0000- 512001- 0000- 00000	19.82
312404703093		Refreshments and Snacks for Carrer Fair				23000- 1000- 56118- 1010- 512001- 0000- 00000	100.04
404600456441		Instructional Training Meeting Snacks				23000- 1000- 56118- 0000- 512001- 0000- 00000	65.29
406000676447		Refreshments and Snacks for Carrer Fair				23000- 1000- 56118- 1010- 512001- 0000- 00000	20.30
596704703097		Instructional Training Meeting Snacks				23000- 1000- 56118- 1010- 512001- 0000- 00000	64.55
919804703095		Snacks forTesting				11000- 2200- 56118- 9000- 512001- 0000- 00000	68.76
DP24-00013		Interest Charge				11000- 2500- 53711- 0000- 512001- 0000- 00000	8.18
DP24-00014		Late Fee				11000- 2500- 53711- 0000- 512001- 0000- 00000	29.99
Check # 14386	11000	03/21/2024	Check Amt	1,592.22	Status Reissued	AJF Enterprise Inc (010154/1)	
11612		FY24 Security Services				11000- 2600- 55915- 0000- 512001- 0000- 00000	1,592.22
		Reversal of EX24-00704				11000- 2600- 55915- 0000- 512001- 0000- 00000	1,592.22-
Check # 14387	11000	03/21/2024	Check Amt	435.40	Status Reissued	Amazon Capital Services, Inc (001361/2)	
13CF-CHKW-CFHN		Science Clasroom Supplies				11000- 1000- 56118- 1010- 512001- 0000- 00000	41.00
		Reversal of EX24-00713				11000- 1000- 56118- 1010- 512001- 0000- 00000	41.00-
16RV-D9PT-JGL6		AC Charger Cord for Chromebook				11000- 2200- 56118- 0000- 512001- 0000- 00000	233.09
		Reversal of EX24-00714				11000- 2200- 56118- 0000- 512001- 0000- 00000	233.09-
1F1J-NTGD-34X3		Office Supplies				11000- 2400- 56118- 0000- 512001- 0000- 00000	15.29-
		Reversal of EX24-00708				11000- 2400- 56118- 0000- 512001- 0000- 00000	15.29

Selection Sorted by Check Number, Inv #, Include Address=No, (Org = 120, Source = N, Pay To = N, Payment Method = N, Starting Check Date = 3/1/2024, Ending Check Date = 3/31/2024, Summary? = N, Sort/Group 1 = , Sort/Group 2 =)



Bank Account 120MAIN - Wells Fargo Operating Account

Payment Id	Comment						
Check # 14387	11000	03/21/2024	Check Amt	435.40	Status Reissued	Amazon Capital Services, Inc (001361/2) - continued	
1J7J-DNGQ-HP4H			Classroom Art Supplies			11000- 1000- 56118- 1010- 512001- 0000- 00000	79.61
			Reversal of EX24-00711			11000- 1000- 56118- 1010- 512001- 0000- 00000	79.61-
1N4Y-YKTT-6V9W			Office Supplies			11000- 2400- 56118- 0000- 512001- 0000- 00000	8.99-
			Reversal of EX24-00705			11000- 2400- 56118- 0000- 512001- 0000- 00000	8.99
1NWP-XGCK-HY4Q			Office Supplies			11000- 2400- 56118- 0000- 512001- 0000- 00000	11.99-
			Reversal of EX24-00706			11000- 2400- 56118- 0000- 512001- 0000- 00000	11.99
1V4C-GYW6-LP71			Office Supplies			11000- 2400- 56118- 0000- 512001- 0000- 00000	134.56
			Reversal of EX24-00712			11000- 2400- 56118- 0000- 512001- 0000- 00000	134.56-
1VXD-7Y7W-3JVCB			Club Tuesday Supplies			11000- 2400- 56118- 0000- 512001- 0000- 00000	23.91-
			Reversal of EX24-00709			11000- 2400- 56118- 0000- 512001- 0000- 00000	23.91
1XVT-3JPN-JL1M			Office Supplies			11000- 2400- 56118- 0000- 512001- 0000- 00000	15.29-
			Reversal of EX24-00707			11000- 2400- 56118- 0000- 512001- 0000- 00000	15.29
1YGC-9JNF-YQLR			Classroom Art Supplies			11000- 1000- 56106- 1010- 512001- 0000- 00000	22.61
			Reversal of EX24-00710			11000- 1000- 56106- 1010- 512001- 0000- 00000	22.61-
Check # 14388	11000	03/21/2024	Check Amt	348.68	Status Cleared	Arness, Tani (000696/1)	
20230907			FY24 WIX Website			11000- 2500- 53711- 0000- 512001- 0000- 00000	348.68
Check # 14389	11000	03/21/2024	Check Amt	108.75	Status Cleared	Central NM Community College (010014/1)	
SP24-402-B			FY24 CNM Course Fee Denisse Martinez			11000- 1000- 56110- 1010- 512001- 0000- 00000	108.75
Check # 14390	11000	03/21/2024	Check Amt	3,228.75	Status Printed	Charter School Nursing (000847/1)	
12312018-847			FY24 Nurse Services			11000- 2100- 53414- 0000- 512001- 0000- 00000	3,228.75
Check # 14391	11000	03/21/2024	Check Amt	1,606.32	Status Reissued	Cooperative Educational Services (000327/3)	
36-051235			FY24 Diagnosticians			11000- 2100- 53211- 2000- 512001- 0000- 00000	1,606.32
			Reversal of EX24-00718			11000- 2100- 53211- 2000- 512001- 0000- 00000	1,606.32-
Check # 14392	11000	03/21/2024	Check Amt	35.00	Status Cleared	Heather Blair (HBB/1)	
260519675			Classroom Art Supplies			11000- 1000- 56106- 1010- 512001- 0000- 00000	35.00
Check # 14393	11000	03/21/2024	Check Amt	683.14	Status Reissued	JMP Academy (010198/1)	
1755			Stars Reporting			11000- 2100- 55915- 0000- 512001- 0000- 00000	683.14
			Reversal of EX24-00720			11000- 2100- 55915- 0000- 512001- 0000- 00000	683.14-
Check # 14394	11000	03/21/2024	Check Amt	80.00	Status Cleared	Molina, Stephanie (010177/1)	
2VWH-9CZ9-37P			MITC Workshop Registration Fee Reimbursement			11000- 2200- 53330- 0000- 512001- 0000- 00000	80.00
Check # 14395	11000	03/21/2024	Check Amt	500.00	Status Printed	Pitney Bowes Global Financial Services (000762/2)	
20240314			FY24 Postage and Postal Rental			11000- 2500- 56118- 0000- 512001- 0000- 00000	500.00
Check # 14396	23000	03/21/2024	Check Amt	232.47	Status Printed	Sam's Club & Wal-mart (000935/1)	
002304703097			Warming Kitchen Paper Goods			23000- 1000- 56118- 0000- 512001- 0000- 00000	155.30

Selection Sorted by Check Number, Inv #, Include Address=No, (Org = 120, Source = N, Pay To = N, Payment Method = N, Starting Check Date = 3/1/2024, Ending Check Date = 3/31/2024, Summary? = N, Sort/Group 1 = , Sort/Group 2 =)



Bank Account 120MAIN - Wells Fargo Operating Account

Payment Id	Comment					
Check # 14396	23000	03/21/2024	Check Amt	232.47	Status Printed	Sam's Club & Wal-mart (000935/1) - continued
407500621737			Club Tuesday Supplies for January and February			11000- 2400- 56118- 0000- 512001- 0000- 00000 77.17
Check # 14397	11000	03/21/2024	Check Amt	1,883.44	Status Reissued	SG Consulting Services, LLC (001409/1)
1102			FY24 Lobbyist Services			11000- 2300- 55915- 0000- 512001- 0000- 00000 1,883.44
			Reversal of EX24-00725			11000- 2300- 55915- 0000- 512001- 0000- 00000 1,883.44-
* Break in sequence						
Check # 14399	11000	03/27/2024	Check Amt	111.55	Status Printed	Amazon Capital Services, Inc (001361/2)
1RFN-4VKQ-JTXN			Nurse Office Supplies			11000- 2100- 56118- 0000- 512001- 0000- 00000 111.55
Check # 14400	11000	03/27/2024	Check Amt	59.00	Status Printed	Butterworth, Paula J (901005/1)
O2VX1TBG0H			Background Check Reimbursement			11000- 2500- 53711- 0000- 512001- 0000- 00000 59.00
Check # 14401	11000	03/27/2024	Check Amt	649.94	Status Cleared	Century Link (001355/1)
680756503			FY24 Phone, Fax Servcie			11000- 2600- 54416- 0000- 512001- 0000- 00000 649.94
Check # 14402	11000	03/27/2024	Check Amt	59.00	Status Cleared	Evelyn Ontiveros (010210/1)
O2M414463T			Background Check			11000- 2500- 53711- 0000- 512001- 0000- 00000 59.00
Check # 14403	31701	03/27/2024	Check Amt	2,401.79	Status Printed	HEI, INC. (HEI/1)
SRVCE010133			Electrical Maintenance and Repair			31701- 4000- 54315- 0000- 512001- 0000- 00000 2,401.79
Check # 14404	11000	03/27/2024	Check Amt	139.91	Status Printed	LaBarge Landscape (010003/1)
46212			FY24 Landscaping Services			11000- 2600- 54312- 0000- 512001- 0000- 00000 139.91
Check # 14405	11000	03/27/2024	Check Amt	589.83	Status Printed	New Mexico Gas Company (001288/1)
20240319			FY24 Utilities - Gas			11000- 2600- 54412- 0000- 512001- 0000- 00000 589.83
Check # 14406	11000	03/27/2024	Check Amt	1,225.28	Status Cleared	Panoptic Clean LLC (010195/1)
2394			FY 24 Cleaning Services Panoptic			11000- 2600- 55915- 0000- 512001- 0000- 00000 1,225.28
Check # 14407	11000	03/29/2024	Check Amt	1,592.22	Status Printed	AJF Enterprise Inc (010154/1)
11612			FY24 Security Services			11000- 2600- 55915- 0000- 512001- 0000- 00000 1,592.22
Check # 14408	11000	03/29/2024	Check Amt	435.40	Status Printed	Amazon Capital Services, Inc (001361/2)
13CF-CHKW-CFHN			Science Clasroom Supplies			11000- 1000- 56118- 1010- 512001- 0000- 00000 41.00
16RV-D9PT-JGL6			AC Charger Cord for Chromebook			11000- 2200- 56118- 0000- 512001- 0000- 00000 233.09
1F1J-NTGD-34X3			Office Supplies			11000- 2400- 56118- 0000- 512001- 0000- 00000 15.29-
1J7J-DNGQ-HP4H			Clasroom Art Supplies			11000- 1000- 56118- 1010- 512001- 0000- 00000 79.61
1N4Y-YKTT-6V9W			Office Supplies			11000- 2400- 56118- 0000- 512001- 0000- 00000 8.99-
1NWP-XGCK-HY4Q			Office Supplies			11000- 2400- 56118- 0000- 512001- 0000- 00000 11.99-
1V4C-GYW6-LP71			Office Supplies			11000- 2400- 56118- 0000- 512001- 0000- 00000 134.56
1VXD-7Y7W-3JVCB			Club Tuesday Supplies			11000- 2400- 56118- 0000- 512001- 0000- 00000 23.91-
1XVT-3JPN-JL1M			Office Supplies			11000- 2400- 56118- 0000- 512001- 0000- 00000 15.29-

Selection Sorted by Check Number, Inv #, Include Address=No, (Org = 120, Source = N, Pay To = N, Payment Method = N, Starting Check Date = 3/1/2024, Ending Check Date = 3/31/2024, Summary? = N, Sort/Group 1 = , Sort/Group 2 =)



Bank Account 120MAIN - Wells Fargo Operating Account

Payment Id		Comment						
Check # 14408	11000	03/29/2024	Check Amt	435.40	Status Printed	Amazon Capital Services, Inc (001361/2) - continued		
1YGC-9JNF-YQLR		Classroom Art Supplies				11000- 1000- 56106- 1010- 512001- 0000- 00000	22.61	
Check # 14409	11000	03/29/2024	Check Amt	1,606.32	Status Printed	Cooperative Educational Services (000327/3)		
36-051235		FY24 Diagnosticians				11000- 2100- 53211- 2000- 512001- 0000- 00000	1,606.32	
Check # 14410	11000	03/29/2024	Check Amt	683.14	Status Printed	JMP Academy (010198/1)		
1755		Stars Reporting				11000- 2100- 55915- 0000- 512001- 0000- 00000	683.14	
Check # 14411	11000	03/29/2024	Check Amt	1,883.44	Status Printed	SG Consulting Services, LLC (001409/1)		
1102		FY24 Lobbyist Services				11000- 2300- 55915- 0000- 512001- 0000- 00000	1,883.44	
Number of Items		50	215,121.59		Totals for Org 2			

Bank Account 120MAIN - Wells Fargo Operating Account

2024 Org Recap

120 - Cesar Chavez Community

Check #	00112124	through	ACH-00003866	Total Count	175	\$505,646.15
---------	----------	---------	--------------	-------------	-----	--------------

	11000-11011*		101,240.08-
	11000-23123	3,202.19	
	11000-23124	30,794.50	
	11000-23125	16,710.20	
	11000-23142	3,166.92	
	11000-23147	200.00	
	11000-53211	1,606.32	
	11000-53330	2,110.00	
	11000-53414	14,305.16	
	11000-53711	504.85	
	11000-54312	139.91	
	11000-54320	2,884.24	
	11000-54412	589.83	
	11000-54415	460.24	
	11000-54416	2,298.97	
	11000-54620	1,589.28	
	11000-54640	8,100.75	
	11000-55915	8,088.28	
	11000-56106	73.48	
	11000-56110	108.75	
	11000-56113	2,890.61	
	11000-56118	1,415.60	
	Totals for Fund 11000	101,240.08	101,240.08-
	21000-11011*		3,240.00-
	21000-56116	3,240.00	
	Totals for Fund 21000	3,240.00	3,240.00-
	23000-11011*		379.58-
	23000-56118	379.58	
	Totals for Fund 23000	379.58	379.58-
	24101-11011*		1,591.96-
	24101-23123	134.44	
	24101-23124	1,293.02	

Selection Sorted by Check Number, Inv #, Include Address=No, (Org = 120, Source = N, Pay To = N, Payment Method = N, Starting Check Date = 3/1/2024, Ending Check Date = 3/31/2024, Summary? = N, Sort/Group 1 = , Sort/Group 2 =)



Bank Account 120MAIN - Wells Fargo Operating Account

2024 Org Recap (continued)

120 - Cesar Chavez Community

Check # 00112124 through ACH-00003866 Total Count 175 \$505,646.15 (continued)

24101-23125	81.19	
24101-23142	83.31	
Totals for Fund 24101	1,591.96	1,591.96-
24106-11011*		385.84-
24106-23123	24.32	
24106-23124	233.88	
24106-23125	101.22	
24106-23142	26.42	
Totals for Fund 24106	385.84	385.84-
24154-11011*		2,610.00-
24154-53330	2,610.00	
Totals for Fund 24154	2,610.00	2,610.00-
24189-11011*		289.12-
24189-23123	18.24	
24189-23124	175.26	
24189-23125	75.82	
24189-23142	19.80	
Totals for Fund 24189	289.12	289.12-
24330-11011*		6,098.86-
24330-23123	382.36	
24330-23124	3,676.77	
24330-23125	1,658.05	
24330-23142	341.67	
24330-54416	40.01	
Totals for Fund 24330	6,098.86	6,098.86-
27407-11011*		3,407.70-
27407-23123	186.42	
27407-23124	1,792.86	
27407-23125	1,243.62	
27407-23142	184.80	
Totals for Fund 27407	3,407.70	3,407.70-

Bank Account 120MAIN - Wells Fargo Operating Account

2024 Org Recap (continued)

120 - Cesar Chavez Community

Check #	00112124	through	ACH-00003866	Total Count	175	\$505,646.15	(continued)
			27901-11011*			608.50-	
			27901-23123	52.88			
			27901-23124	508.48			
			27901-23125	.88			
			27901-23142	46.26			
			Totals for Fund 27901	608.50		608.50-	
			31200-11011*			10,976.58-	
			31200-54640	10,976.58			
			Totals for Fund 31200	10,976.58		10,976.58-	
			31400-11011*			72,200.00-	
			31400-57331	72,200.00			
			Totals for Fund 31400	72,200.00		72,200.00-	
			31701-11011*			5,892.85-	
			31701-54315	2,401.79			
			31701-57340	3,491.06			
			Totals for Fund 31701	5,892.85		5,892.85-	
			Totals for Org 120	208,921.07		208,921.07-	
			Net change to Cash 11011			208,921.07- Credit	

* denotes System Generated entry

2024 Org Recap (continued)

Number of Items	50	215,121.59	Report Totals
-----------------	----	------------	---------------

Pay Date 03/10/2024			
Employee Name	Day-EmpId-Org	Amount	Sender Transit # BatchId
AGUILAR, MARGARET A	070-000163-0120	1,933.14	10700219 PR240310A01c
ALTON, AMANDA L	070-000194-0120	2,302.58	10700219 PR240310A01c
ARNESS, TANI	070-000045-0120	3,093.53	10700219 PR240310A01c
BETENBOUGH, KYLE	070-000171-0120	1,274.16	10700219 PR240310A01c
BLAIR, HEATHER B	070-000197-0120	2,397.50 *	10700219 PR240310M01c
BOWERS, AMY	070-000178-0120	1,895.23	10700219 PR240310A01c
BROWN, ROBIN E	070-000182-0120	2,081.36	10700219 PR240310A01c
BUTTERWORTH, PAULA J	070-000199-0120	478.31 *	10700219 PR240310M01c
CHAVEZ, SAMANTHA J	070-000164-0120	1,421.90	10700219 PR240310A01c
CUARA-MARTINEZ, KARINA	070-000079-0120	1,578.06	10700219 PR240310A01c
DOUGHERTY, AUSTIN	070-000187-0120	1,929.58	10700219 PR240310A01c
ESPINO, ANGELICA	070-000190-0120	1,261.53	10700219 PR240310A01c
EVERETT, NATHAN R	070-000127-0120	2,207.10	10700219 PR240310A01c
GUAJARDO, ELISEO	070-000186-0120	1,866.23	10700219 PR240310A01c
GUAJARDO, ESTRELLA	070-000200-0120	857.15	10700219 PR240310A01c
IHM, LAURIE A	070-000118-0120	2,288.59	10700219 PR240310A01c
KRUGER, ASHLEY	070-000195-0120	2,294.98 *	10700219 PR240310M01c
LANG, DAVID R	070-000132-0120	2,516.15	10700219 PR240310A01c
LIRA-PEREZ, NORMA C	070-000180-0120	1,168.58	10700219 PR240310A01c
MOLINA, STEPHANIE M	070-000193-0120	1,887.12	10700219 PR240310A01c
NAGURSKI, BENJAMIN	070-000176-0120	1,381.32	10700219 PR240310A01c
OLMOS, EVELYN	070-000196-0120	1,759.97 *	10700219 PR240310M01c
REEDER, LAWRENCE	070-000172-0120	1,872.71	10700219 PR240310A01c
SMITH, BRIGID	070-000198-0120	2,214.00 *	10700219 PR240310M01c
Total		43,960.78	
Number of Employees	24	Number of Prenotes	0

* denotes Emailed

Pay Date 03/22/2024			Amount	Sender Transit #	BatchId
Employee Name	Day-EmpId-Org				
AGUILAR, MARGARET A	082-000163-0120		1,931.15	10700219	PR240322A01c
ALTON, AMANDA L	082-000194-0120		2,300.58	10700219	PR240322A01c
ARNESS, TANI	082-000045-0120		3,091.53	10700219	PR240322A01c
BETENBOUGH, KYLE	082-000171-0120		1,272.17	10700219	PR240322A01c
BLAIR, HEATHER B	082-000197-0120		2,389.55	10700219	PR240322A01c
BOWERS, AMY	082-000178-0120		1,893.23	10700219	PR240322A01c
BROWN, ROBIN E	082-000182-0120		2,079.36	10700219	PR240322A01c
BUTTERWORTH, PAULA J	082-000199-0120		161.97	10700219	PR240322A01c
CHAVEZ, SAMANTHA J	082-000164-0120		1,419.90	10700219	PR240322A01c
CUARA-MARTINEZ, KARINA	082-000079-0120		1,442.29	10700219	PR240322A01c
DOUGHERTY, AUSTIN	082-000187-0120		1,912.95	10700219	PR240322A01c
ESPINO, ANGELICA	082-000190-0120		1,259.53	10700219	PR240322A01c
EVERETT, NATHAN R	082-000127-0120		2,205.10	10700219	PR240322A01c
GUAJARDO, ELISEO	082-000186-0120		1,864.23	10700219	PR240322A01c
GUAJARDO, ESTRELLA	082-000200-0120		1,429.77	10700219	PR240322A01c
IHM, LAURIE A	082-000118-0120		2,286.59	10700219	PR240322A01c
KRUGER, ASHLEY	082-000195-0120		2,292.99	10700219	PR240322A01c
LANG, DAVID R	082-000132-0120		2,516.64	10700219	PR240322A01c
LIRA-PEREZ, NORMA C	082-000180-0120		1,178.46	10700219	PR240322A01c
MOLINA, STEPHANIE M	082-000193-0120		1,885.12	10700219	PR240322A01c
NAGURSKI, BENJAMIN	082-000176-0120		1,379.32	10700219	PR240322A01c
OLMOS, EVELYN	082-000196-0120		1,757.97	10700219	PR240322A01c
REEDER, LAWRENCE	082-000172-0120		1,870.72	10700219	PR240322A01c
SMITH, BRIGID	082-000198-0120		2,212.00	10700219	PR240322A01c
Total			44,033.12		

Number of Employees 24 Number of Prenotes 0

* denotes Emailed

Selection Grouped by Org, Pay Date - Sorted by Employee Name, (Org = 120, Pay Schedule Type IN ('1','2'), Recaps? = Y)



Balances through 03/31/2024					Fiscal Year 2023/24	
Funds- Func- Obj ct - Pr gm- Locat n- JbCl - Opt nl	Description	Adopted Budget	Revised Budget	Revenue	Account Balance	
Funds 11000 - Operational, Func 0000 - NoFunctionCode						
11000- 0000- 41920- 0000- 512001- 0000- 00000	PrivContrbsDntn			864.00	864.00-	
11000- 0000- 41980- 0000- 512001- 0000- 00000	RefPriorYearExp			734.56	734.56-	
11000- 0000- 43101- 0000- 512001- 0000- 00000	StEqulzGuarantee	2,321,420.00	2,749,556.00	1,912,318.56	837,237.44	
11000- 0000- 46100- 0000- 512001- 0000- 00000	AccessBrdE-Rate	13,985.00	13,985.00		13,985.00	
Total for Funds 11000, Func 0000 and Revenue accounts		2,335,405.00	2,763,541.00	1,913,917.12	849,623.88	
Funds 21000 - Food Svcs, Func 0000 - NoFunctionCode						
21000- 0000- 44500- 0000- 512001- 0000- 00000	ResGtsFedThruSt	30,000.00	30,000.00	11,421.65	18,578.35	
Total for Funds 21000, Func 0000 and Revenue accounts		30,000.00	30,000.00	11,421.65	18,578.35	
Funds 21100 - Unvrsl FreeMeal, Func 0000 - NoFunctionCode						
21100- 0000- 43203- 0000- 512001- 0000- 00000	St.DirectGrants		120.00	1,279.17	1,159.17-	
Total for Funds 21100, Func 0000 and Revenue accounts		.00	120.00	1,279.17	1,159.17-	
Funds 23000 - Non-InstrctSupp, Func 0000 - NoFunctionCode						
23000- 0000- 41920- 0000- 512001- 0000- 00000	PrivContrbsDntn		6,252.00	6,324.03	72.03-	
Total for Funds 23000, Func 0000 and Revenue accounts		.00	6,252.00	6,324.03	72.03-	
Funds 24101 - Title I - IASA, Func 0000 - NoFunctionCode						
24101- 0000- 44500- 0000- 512001- 0000- 00000	ResGtsFedThruSt	75,664.00	75,664.00	26,519.43	49,144.57	
24101- 0000- 44504- 0000- 512001- 0000- 00000	Revenue			22,865.61	22,865.61-	
Total for Funds 24101, Func 0000 and Revenue accounts		75,664.00	75,664.00	49,385.04	26,278.96	
Funds 24106 - IDEABEntitlemnt, Func 0000 - NoFunctionCode						
24106- 0000- 44500- 0000- 512001- 0000- 00000	ResGtsFedThruSt	36,527.00	36,527.00	18,825.34	17,701.66	
24106- 0000- 44504- 0000- 512001- 0000- 00000	Revenue			5,589.79	5,589.79-	
Total for Funds 24106, Func 0000 and Revenue accounts		36,527.00	36,527.00	24,415.13	12,111.87	
Funds 24154 - TchPrinTrainRec, Func 0000 - NoFunctionCode						
24154- 0000- 44500- 0000- 512001- 0000- 00000	ResGtsFedThruSt	6,225.00	19,032.00		19,032.00	
24154- 0000- 44504- 0000- 512001- 0000- 00000	Revenue			5,138.87	5,138.87-	
Total for Funds 24154, Func 0000 and Revenue accounts		6,225.00	19,032.00	5,138.87	13,893.13	
Funds 24174 - CP-Second-Curr, Func 0000 - NoFunctionCode						
24174- 0000- 44500- 0000- 512001- 0000- 00000	ResGtsFedThruSt	7,529.00	7,529.00	77.00	7,452.00	
24174- 0000- 44504- 0000- 512001- 0000- 00000	Revenue			2,111.65	2,111.65-	
Total for Funds 24174, Func 0000 and Revenue accounts		7,529.00	7,529.00	2,188.65	5,340.35	
Funds 24189 - SSAE Title IV, Func 0000 - NoFunctionCode						

Selection Grouped by Account Type, Filtered by User Permissions, (Org = 120, Online/Offline = N, Period = 9, UnPosted JEs? = N, Assets and Liabilities? = N, Restricted Accts? = Y, Funds = 1.8, Objct = 4, Obj Digits = 0, Page Break Lvl =)

Balances through 03/31/2024					Fiscal Year 2023/24	
Funds- Func- Obj ct - Pr gm- Locat n- JbCl - Opt nl	Description	Adopted Budget	Revised Budget	Revenue	Account Balance	
Funds 24189 - SSAE Title IV, Func 0000 - NoFunctionCode						
24189- 0000- 44500- 0000- 512001- 0000- 00000	ResGtsFedThruSt	10,000.00	10,206.00	3,736.69	6,469.31	
24189- 0000- 44504- 0000- 512001- 0000- 00000	Revenue			2,809.63	2,809.63-	
Total for Funds 24189, Func 0000 and Revenue accounts		10,000.00	10,206.00	6,546.32	3,659.68	
Funds 24190 - Title I CSI, Func 0000 - NoFunctionCode						
24190- 0000- 44500- 0000- 512001- 0000- 00000	ResGtsFedThruSt			91,563.84	91,563.84-	
24190- 0000- 44504- 0000- 512001- 0000- 00000	Revenue	91,564.00	91,564.00		91,564.00	
Total for Funds 24190, Func 0000 and Revenue accounts		91,564.00	91,564.00	91,563.84	.16	
Funds 24308 - CRRSA, ESSER II, Func 0000 - NoFunctionCode						
24308- 0000- 44504- 0000- 512001- 0000- 00000	Revenue			73,377.45	73,377.45-	
Total for Funds 24308, Func 0000 and Revenue accounts		.00	.00	73,377.45	73,377.45-	
Funds 24330 - ESSER III, Func 0000 - NoFunctionCode						
24330- 0000- 44500- 0000- 512001- 0000- 00000	ResGtsFedThruSt	237,622.00	242,368.00	104,925.63	137,442.37	
24330- 0000- 44504- 0000- 512001- 0000- 00000	Revenue			41,380.49	41,380.49-	
Total for Funds 24330, Func 0000 and Revenue accounts		237,622.00	242,368.00	146,306.12	96,061.88	
Funds 24346 - IDEA-ARP, Func 0000 - NoFunctionCode						
24346- 0000- 44504- 0000- 512001- 0000- 00000	Revenue			12,192.95	12,192.95-	
Total for Funds 24346, Func 0000 and Revenue accounts		.00	.00	12,192.95	12,192.95-	
Funds 24349 - ARP Preschool, Func 0000 - NoFunctionCode						
24349- 0000- 44500- 0000- 512001- 0000- 00000	ResGtsFedThruSt	1,034.00	1,034.00		1,034.00	
Total for Funds 24349, Func 0000 and Revenue accounts		1,034.00	1,034.00	.00	1,034.00	
Funds 26207 - CNM Foundation, Func 0000 - NoFunctionCode						
26207- 0000- 41921- 0000- 512001- 0000- 00000	InstCatgorical	500.00	500.00		500.00	
Total for Funds 26207, Func 0000 and Revenue accounts		500.00	500.00	.00	500.00	
Funds 27107 - 2012GOBondsB66, Func 0000 - NoFunctionCode						
27107- 0000- 43202- 0000- 512001- 0000- 00000	StFlowThruGrant		4,291.00		4,291.00	
27107- 0000- 43204- 0000- 512001- 0000- 00000	PriorYearBalnce	2,873.00	2,873.00	3,444.00	571.00-	
Total for Funds 27107, Func 0000 and Revenue accounts		2,873.00	7,164.00	3,444.00	3,720.00	
Funds 27109 - IM-GAA of 2019, Func 0000 - NoFunctionCode						
27109- 0000- 43202- 0000- 512001- 0000- 00000	StFlowThruGrant	3,538.00	3,538.00	3,538.15	.15-	
Total for Funds 27109, Func 0000 and Revenue accounts		3,538.00	3,538.00	3,538.15	.15-	
Funds 27407 - FII, Func 0000 - NoFunctionCode						

Selection Grouped by Account Type, Filtered by User Permissions, (Org = 120, Online/Offline = N, Period = 9, UnPosted JEs? = N, Assets and Liabilities? = N, Restricted Accts? = Y, Funds = 1.8, Objct = 4, Obj Digits = 0, Page Break Lvl =)

Balances through 03/31/2024					Fiscal Year 2023/24	
Funds- Func- Obj ct - Pr gm- Locat n- JbCl - Opt nl	Description	Adopted Budget	Revised Budget	Revenue	Account Balance	
Funds 27407 - FII, Func 0000 - NoFunctionCode						
27407- 0000- 43202- 0000- 512001- 0000- 00000	StFlowThruGrant	112,478.00	112,478.00	40,234.89	72,243.11	
27407- 0000- 43204- 0000- 512001- 0000- 00000	PriorYearBalnce			32,596.92	32,596.92-	
Total for Funds 27407, Func 0000 and Revenue accounts		112,478.00	112,478.00	72,831.81	39,646.19	
Funds 27502 - Next Gen CTE, Func 0000 - NoFunctionCode						
27502- 0000- 43202- 0000- 512001- 0000- 00000	StFlowThruGrant	57,285.00	57,285.00	367.00	56,918.00	
27502- 0000- 43204- 0000- 512001- 0000- 00000	PriorYearBalnce			1,587.78	1,587.78-	
Total for Funds 27502, Func 0000 and Revenue accounts		57,285.00	57,285.00	1,954.78	55,330.22	
Funds 27901 - Indian Ed Act, Func 0000 - NoFunctionCode						
27901- 0000- 43202- 0000- 512001- 0000- 00000	StFlowThruGrant	54,526.00	54,526.00	5,944.63	48,581.37	
Total for Funds 27901, Func 0000 and Revenue accounts		54,526.00	54,526.00	5,944.63	48,581.37	
Funds 28211 - Covid-19 Test., Func 0000 - NoFunctionCode						
28211- 0000- 43203- 0000- 512001- 0000- 00000	St.DirectGrants	19,584.00	19,584.00	52,518.62	32,934.62-	
Total for Funds 28211, Func 0000 and Revenue accounts		19,584.00	19,584.00	52,518.62	32,934.62-	
Funds 31200 - PubSchCapOutlay, Func 0000 - NoFunctionCode						
31200- 0000- 43209- 0000- 512001- 0000- 00000	PSCOC Awards		131,719.00	39,250.75	92,468.25	
Total for Funds 31200, Func 0000 and Revenue accounts		.00	131,719.00	39,250.75	92,468.25	
Funds 31400 - SpcCapOutlaySt, Func 0000 - NoFunctionCode						
31400- 0000- 43202- 0000- 512001- 0000- 00000	StFlowThruGrant	95,000.00	95,000.00	116,000.00	21,000.00-	
31400- 0000- 43204- 0000- 512001- 0000- 00000	PriorYearBalnce	182,417.00	195,446.00	107,944.42	87,501.58	
Total for Funds 31400, Func 0000 and Revenue accounts		277,417.00	290,446.00	223,944.42	66,501.58	
Funds 31600 - CapImprvmtsHB33, Func 0000 - NoFunctionCode						
31600- 0000- 41110- 0000- 512001- 0000- 00000	AdValoremTaxDst	116,072.00	116,072.00	76,498.57	39,573.43	
Total for Funds 31600, Func 0000 and Revenue accounts		116,072.00	116,072.00	76,498.57	39,573.43	
Funds 31700 - CapImprvmtsSB-9, Func 0000 - NoFunctionCode						
31700- 0000- 43204- 0000- 512001- 0000- 00000	PriorYearBalnce	6,059.00	6,059.00		6,059.00	
Total for Funds 31700, Func 0000 and Revenue accounts		6,059.00	6,059.00	.00	6,059.00	
Funds 31701 - CapImprvsSB9Loc, Func 0000 - NoFunctionCode						
31701- 0000- 41110- 0000- 512001- 0000- 00000	AdValoremTaxDst	58,871.00	58,871.00	38,783.58	20,087.42	
Total for Funds 31701, Func 0000 and Revenue accounts		58,871.00	58,871.00	38,783.58	20,087.42	
Funds 31703 - SB9StateMAth, Func 0000 - NoFunctionCode						
31703- 0000- 43202- 0000- 512001- 0000- 00000	StFlowThruGrant		15,496.00	23,469.41	7,973.41-	

Selection Grouped by Account Type, Filtered by User Permissions, (Org = 120, Online/Offline = N, Period = 9, UnPosted JEs? = N, Assets and Liabilities? = N, Restricted Accts? = Y, Funds = 1.8, Objct = 4, Obj Digits = 0, Page Break Lvl =)

Balances through 03/31/2024				Fiscal Year 2023/24	
Funds- Func- Obj ct - Pr gm- Locat n- JbCl - Opt nl	Description	Adopted Budget	Revised Budget	Revenue	Account Balance
Total for Funds 31703, Func 0000 and Revenue accounts		.00	15,496.00	23,469.41	7,973.41-
Total for Org 120 - Cesar Chavez Community		<u>3,540,773.00</u>	<u>4,157,575.00</u>	<u>2,886,235.06</u>	<u>1,271,339.94</u>

Balances through 03/31/2024						Fiscal Year 2023/24	
Funds- Func- Obj ct - Pr gm- Locat n- JbCl - Opt nl	Description	Adopted Budget	Revised Budget	Encumbered	Expenditure	Account Balance	
Funds 11000 - Operational, Func 1000 - Instruction							
11000- 1000- 51100- 0000- 512001- 1611- 00000	SalariesExpense,SubsSickL	20,000.00	20,000.00		219.77	19,780.23	
11000- 1000- 51100- 1010- 512001- 1411- 00000	SalariesExpense,Teachers	470,271.00	536,593.00	209,873.40	326,719.08	.52	
11000- 1000- 51100- 1010- 512001- 1612- 00000	SalariesExpense,SubsOther		1,852.00		1,851.87	.13	
11000- 1000- 51100- 1010- 512001- 1711- 00000	SalariesExpense,InstAsst1	68,080.00	8,949.00		8,948.01	.99	
11000- 1000- 51100- 2000- 512001- 1412- 00000	SalariesExpense,Teachers	164,638.00	230,151.00	90,464.31	139,685.85	.84	
11000- 1000- 51300- 1010- 512001- 1411- 00000	AddtnlCompenstn,Teachers	37,023.00	26,023.00	10,162.32	14,137.20	1,723.48	
11000- 1000- 51300- 1010- 512001- 1711- 00000	AddtnlCompenstn,InstAsst1	13,000.00	13,301.00	5,085.27	8,214.81	.92	
11000- 1000- 51300- 9000- 512001- 1411- 00000	AddtnlCompenstn,Teachers	825.00	825.00			825.00	
11000- 1000- 52111- 0000- 512001- 1611- 00000	EducRetirement	3,630.00	630.00		39.89	590.11	
11000- 1000- 52111- 1010- 512001- 1411- 00000	EducRetirement	92,124.00	101,803.00	39,936.56	61,865.50	.94	
11000- 1000- 52111- 1010- 512001- 1612- 00000	EducRetirement		337.00		336.12	.88	
11000- 1000- 52111- 1010- 512001- 1711- 00000	EducRetirement	14,646.00	4,646.00	922.86	3,115.03	608.11	
11000- 1000- 52111- 2000- 512001- 1412- 00000	EducRetirement	29,882.00	41,773.00	16,419.33	25,353.07	.60	
11000- 1000- 52111- 9000- 512001- 1411- 00000	EducRetirement	150.00	150.00			150.00	
11000- 1000- 52112- 0000- 512001- 1611- 00000	ERARetireeHlth	400.00	400.00		4.39	395.61	
11000- 1000- 52112- 1010- 512001- 1411- 00000	ERARetireeHlth	10,149.00	11,218.00	4,400.43	6,816.69	.88	
11000- 1000- 52112- 1010- 512001- 1612- 00000	ERARetireeHlth		38.00		37.04	.96	
11000- 1000- 52112- 1010- 512001- 1711- 00000	ERARetireeHlth	1,622.00	622.00	101.70	343.27	177.03	
11000- 1000- 52112- 2000- 512001- 1412- 00000	ERARetireeHlth	3,293.00	4,603.00	1,809.27	2,793.69	.04	
11000- 1000- 52112- 9000- 512001- 1411- 00000	ERARetireeHlth	17.00	17.00			17.00	
11000- 1000- 52210- 0000- 512001- 1611- 00000	FICA Payments	1,240.00	240.00		13.63	226.37	
11000- 1000- 52210- 1010- 512001- 1411- 00000	FICA Payments	31,420.00	33,413.00	13,098.67	20,313.52	.81	
11000- 1000- 52210- 1010- 512001- 1612- 00000	FICA Payments		111.00		110.86	.14	
11000- 1000- 52210- 1010- 512001- 1711- 00000	FICA Payments	5,028.00	2,028.00	315.36	1,050.04	662.60	
11000- 1000- 52210- 2000- 512001- 1412- 00000	FICA Payments	10,208.00	13,553.00	5,320.71	8,231.87	.42	
11000- 1000- 52210- 9000- 512001- 1411- 00000	FICA Payments	53.00	53.00			53.00	
11000- 1000- 52220- 0000- 512001- 1611- 00000	MedicarePaymnts	290.00	290.00		3.17	286.83	
11000- 1000- 52220- 1010- 512001- 1411- 00000	MedicarePaymnts	7,363.00	7,814.00	3,063.26	4,750.55	.19	
11000- 1000- 52220- 1010- 512001- 1612- 00000	MedicarePaymnts		26.00		25.92	.08	
11000- 1000- 52220- 1010- 512001- 1711- 00000	MedicarePaymnts	1,180.00	1,180.00	73.71	245.52	860.77	
11000- 1000- 52220- 2000- 512001- 1412- 00000	MedicarePaymnts	2,388.00	3,170.00	1,244.43	1,925.31	.26	
11000- 1000- 52220- 9000- 512001- 1411- 00000	MedicarePaymnts	12.00	12.00			12.00	
11000- 1000- 52311- 0000- 512001- 1611- 00000	Hth&MedPremiums	11,090.00	1,090.00			1,090.00	
11000- 1000- 52311- 1010- 512001- 1411- 00000	Hth&MedPremiums	53,973.00	50,973.00	20,198.95	30,190.38	583.67	
11000- 1000- 52311- 1010- 512001- 1612- 00000	Hth&MedPremiums		256.00		255.89	.11	
11000- 1000- 52311- 1010- 512001- 1711- 00000	Hth&MedPremiums	8,301.00	3,301.00		2,295.39	1,005.61	

Selection Grouped by Account Type, Filtered by User Permissions, (Org = 120, Online/Offline = N, Period = 9, UnPosted JEs? = N, Assets and Liabilities? = N, Restricted Accts? = Y, Funds = 1.8, Objct = 5, Obj Digits = 0, Page Break Lvl =)

Balances through 03/31/2024						Fiscal Year 2023/24
Funds- Func- Obj ct - Pr gm- Locat n- JbCl - Opt nl	Description	Adopted Budget	Revised Budget	Encumbered	Expenditure	Account Balance
Funds 11000 - Operational, Func 1000 - Instruction (continued)						
11000- 1000- 52311- 2000- 512001- 1412- 00000	Hth&MedPremiums	22,866.00	24,667.00	10,463.04	13,843.25	360.71
11000- 1000- 52312- 0000- 512001- 1611- 00000	Life	32.00	32.00			32.00
11000- 1000- 52312- 1010- 512001- 1411- 00000	Life	199.00	260.00	96.50	165.53	2.03-
11000- 1000- 52312- 1010- 512001- 1612- 00000	Life		2.00		1.44	.56
11000- 1000- 52312- 1010- 512001- 1711- 00000	Life	57.00	57.00		15.62	41.38
11000- 1000- 52312- 2000- 512001- 1412- 00000	Life	64.00	98.00	38.88	55.80	3.32
11000- 1000- 52313- 0000- 512001- 1611- 00000	Dental	411.00	411.00			411.00
11000- 1000- 52313- 1010- 512001- 1411- 00000	Dental	2,914.00	2,914.00	1,026.52	1,589.12	298.36
11000- 1000- 52313- 1010- 512001- 1711- 00000	Dental	484.00	484.00		57.20	426.80
11000- 1000- 52313- 2000- 512001- 1412- 00000	Dental	818.00	818.00	342.90	452.60	22.50
11000- 1000- 52314- 0000- 512001- 1611- 00000	Vision	136.00	136.00			136.00
11000- 1000- 52314- 1010- 512001- 1411- 00000	Vision	533.00	533.00	190.02	293.92	49.06
11000- 1000- 52314- 1010- 512001- 1711- 00000	Vision	46.00	46.00		6.77	39.23
11000- 1000- 52314- 2000- 512001- 1412- 00000	Vision	208.00	208.00	33.03	51.80	123.17
11000- 1000- 52315- 0000- 512001- 1611- 00000	Disability	384.00	384.00			384.00
11000- 1000- 52315- 1010- 512001- 1411- 00000	Disability	809.00	809.00	409.92	577.52	178.44-
11000- 1000- 52315- 1010- 512001- 1711- 00000	Disability	128.00	128.00		27.65	100.35
11000- 1000- 52315- 2000- 512001- 1412- 00000	Disability	336.00	336.00	108.05	148.98	78.97
11000- 1000- 52500- 0000- 512001- 1611- 00000	UnemploymntComp	100.00	100.00		.72	99.28
11000- 1000- 52500- 1010- 512001- 1411- 00000	UnemploymntComp	618.00	956.00	262.96	651.28	41.76
11000- 1000- 52500- 1010- 512001- 1612- 00000	UnemploymntComp		7.00		6.11	.89
11000- 1000- 52500- 1010- 512001- 1711- 00000	UnemploymntComp	176.00	176.00	15.31	48.65	112.04
11000- 1000- 52500- 2000- 512001- 1412- 00000	UnemploymntComp	200.00	466.00	100.37	353.19	12.44
11000- 1000- 52710- 0000- 512001- 1611- 00000	WorkersCompPrem	235.00	235.00		235.00	
11000- 1000- 52710- 1010- 512001- 1411- 00000	WorkersCompPrem	5,343.00	5,343.00		5,068.00	275.00
11000- 1000- 52710- 1010- 512001- 1711- 00000	WorkersCompPrem	629.00	981.00		981.00	
11000- 1000- 52710- 2000- 512001- 1412- 00000	WorkersCompPrem	1,933.00	1,933.00		939.00	994.00
11000- 1000- 52710- 4025- 512001- 1412- 00000	WorkersCompPrem		994.00		994.00	
11000- 1000- 52720- 0000- 512001- 1611- 00000	WorkrsCompERFee	10.00	10.00			10.00
11000- 1000- 52720- 1010- 512001- 1411- 00000	WorkrsCompERFee	62.00	64.00	17.15	46.16	.69
11000- 1000- 52720- 1010- 512001- 1711- 00000	WorkrsCompERFee	18.00	18.00		3.91	14.09
11000- 1000- 52720- 2000- 512001- 1412- 00000	WorkrsCompERFee	20.00	26.00	6.90	18.40	.70
11000- 1000- 53330- 1010- 512001- 0000- 00000	ProfessDevelop			682.35		682.35-
11000- 1000- 53330- 2000- 512001- 0000- 00000	ProfessDevelop			511.76		511.76-
11000- 1000- 53414- 1010- 512001- 0000- 00000	OthProfTech Svcs		6,971.00	4,820.00	2,150.35	.65
11000- 1000- 53711- 1010- 512001- 0000- 00000	Other Charges	1,300.00	1,300.00	1,055.96	24.00	220.04

Selection Grouped by Account Type, Filtered by User Permissions, (Org = 120, Online/Offline = N, Period = 9, UnPosted JEs? = N, Assets and Liabilities? = N, Restricted Accts? = Y, Funds = 1.8, Objct = 5, Obj Digits = 0, Page Break Lvl =)



Balances through 03/31/2024						Fiscal Year 2023/24
Funds- Func- Obj ct - Pr gm- Locat n- Jb Cl - Opt nl	Description	Adopted Budget	Revised Budget	Encumbered	Expenditure	Account Balance
Funds 11000 - Operational, Func 1000 - Instruction (continued)						
11000- 1000- 54320- 1010- 512001- 0000- 00000	Tech-R&M	2,300.00	2,300.00			2,300.00
11000- 1000- 54610- 1010- 512001- 0000- 00000	RentLandBldngs	5,000.00	5,000.00	5,000.00		
11000- 1000- 55817- 1010- 512001- 0000- 00000	Student Travel	500.00	1,508.00	1,345.00	415.46	252.46-
11000- 1000- 55819- 1010- 512001- 0000- 00000	EmpTravTeachers	400.00	400.00			400.00
11000- 1000- 55915- 1010- 512001- 0000- 00000	OthContractSvcs	3,750.00	8,875.00	3,500.00	5,375.00	
11000- 1000- 55915- 9000- 512001- 0000- 00000	OthContractSvcs		452.00		452.00	
11000- 1000- 56105- 1010- 512001- 0000- 00000	InstMats-Opr	1,500.00	1,500.00		664.89	835.11
11000- 1000- 56105- 3000- 512001- 0000- 00000	InstMats-Opr	1,450.00	1,450.00			1,450.00
11000- 1000- 56106- 1010- 512001- 0000- 00000	OthClassMats-Op	25,849.00	25,849.00	49.02	1,062.70	24,737.28
11000- 1000- 56109- 1010- 512001- 0000- 00000	InsMatOnlDgtSub		3,050.00		3,050.00	
11000- 1000- 56110- 1010- 512001- 0000- 00000	InsMatCsh50%Oth		2,000.00	31.00	1,501.83	467.17
11000- 1000- 56112- 1010- 512001- 0000- 00000	Other Textbooks		2,509.00	1,555.36	769.57	184.07
11000- 1000- 56113- 1010- 512001- 0000- 00000	Software	12,000.00	21,506.00	18,790.00	2,715.92	.08
11000- 1000- 56118- 1010- 512001- 0000- 00000	GenSuppliesMats	41,579.00	41,579.00	1,158.22	3,065.42	37,355.36
11000- 1000- 56118- 9000- 512001- 0000- 00000	GenSuppliesMats		132.00	131.24		.76
11000- 1000- 56119- 1010- 512001- 0000- 00000	SupplAssets<\$5k	400,500.00	249,398.00	6,523.20	18,154.70	224,720.10
11000- 1000- 57331- 1010- 512001- 0000- 00000	FixedAssets>\$5k	340,363.00	300,363.00			300,363.00
Total for Func 1000 and Expense accounts		1,938,556.00	1,841,215.00	480,755.20	735,927.79	624,532.01
Funds 11000 - Operational, Func 2100 - SuppSvcsStudnts						
11000- 2100- 51100- 0000- 512001- 1217- 00000	SalariesExpense,SecClerTe	51,000.00	51,000.00	14,875.00	36,125.00	
11000- 2100- 51100- 0000- 512001- 1218- 00000	SalariesExpense,SchlStude	129,000.00	129,000.00	24,500.00	68,875.00	35,625.00
11000- 2100- 51100- 4025- 512001- 1214- 00000	SalariesExpense,Couns-Soc	69,600.00	69,600.00	26,100.00	42,905.27	594.73
11000- 2100- 51100- 4025- 512001- 1218- 00000	SalariesExpense,SchlStude	68,900.00	68,900.00	20,095.88	48,804.28	.16-
11000- 2100- 52111- 0000- 512001- 1217- 00000	EducRetirement	9,257.00	9,257.00	2,699.83	6,556.73	.44
11000- 2100- 52111- 0000- 512001- 1218- 00000	EducRetirement	23,414.00	23,414.00	4,446.75	12,500.80	6,466.45
11000- 2100- 52111- 4025- 512001- 1214- 00000	EducRetirement	12,633.00	12,633.00	4,737.15	7,787.31	108.54
11000- 2100- 52111- 4025- 512001- 1218- 00000	EducRetirement	12,506.00	12,506.00	3,647.42	8,858.02	.56
11000- 2100- 52112- 0000- 512001- 1217- 00000	ERARetireeHlth	1,020.00	1,020.00	297.50	722.50	
11000- 2100- 52112- 0000- 512001- 1218- 00000	ERARetireeHlth	2,580.00	2,580.00	490.00	1,377.50	712.50
11000- 2100- 52112- 4025- 512001- 1214- 00000	ERARetireeHlth	1,392.00	1,392.00	522.00	858.11	11.89
11000- 2100- 52112- 4025- 512001- 1218- 00000	ERARetireeHlth	1,378.00	1,378.00	401.94	976.14	.08-
11000- 2100- 52210- 0000- 512001- 1217- 00000	FICA Payments	3,162.00	3,162.00	888.37	2,158.13	115.50
11000- 2100- 52210- 0000- 512001- 1218- 00000	FICA Payments	7,998.00	7,998.00	1,360.17	3,871.99	2,765.84
11000- 2100- 52210- 4025- 512001- 1214- 00000	FICA Payments	4,316.00	4,316.00	1,539.27	2,529.15	247.58
11000- 2100- 52210- 4025- 512001- 1218- 00000	FICA Payments	4,272.00	4,272.00	1,154.09	2,907.67	210.24
11000- 2100- 52220- 0000- 512001- 1217- 00000	MedicarePaymnts	740.00	740.00	207.76	504.71	27.53
Selection Grouped by Account Type, Filtered by User Permissions, (Org = 120, Online/Offline = N, Period = 9, UnPosted JE? = N, Assets and Liabilities? = N, Restricted Accts? = Y, Funds = 1.8, Objct = 5, Obj Digits = 0, Page Break Lvl =)						SCHOOLABILITY

Balances through 03/31/2024						Fiscal Year 2023/24
Funds- Func- Obj ct - Pr gm- Locat n- JbCl - Opt nl	Description	Adopted Budget	Revised Budget	Encumbered	Expenditure	Account Balance
Funds 11000 - Operational, Func 2100 - SuppSvcsStudnts (continued)						
11000- 2100- 52220- 0000- 512001- 1218- 00000	MedicarePaymnts	1,871.00	1,871.00	318.08	905.51	647.41
11000- 2100- 52220- 4025- 512001- 1214- 00000	MedicarePaymnts	1,010.00	1,010.00	360.00	591.50	58.50
11000- 2100- 52220- 4025- 512001- 1218- 00000	MedicarePaymnts	1,000.00	1,000.00	269.92	680.01	50.07
11000- 2100- 52311- 0000- 512001- 1217- 00000	Hth&MedPremiums	6,716.00	6,716.00	2,089.22	5,010.85	384.07-
11000- 2100- 52311- 0000- 512001- 1218- 00000	Hth&MedPremiums	24,404.00	24,404.00	5,742.10	14,108.68	4,553.22
11000- 2100- 52311- 4025- 512001- 1214- 00000	Hth&MedPremiums	7,751.00	7,751.00	2,906.55	4,637.88	206.57
11000- 2100- 52311- 4025- 512001- 1218- 00000	Hth&MedPremiums	5,102.00	5,102.00	2,980.81	4,273.96	2,152.77-
11000- 2100- 52312- 0000- 512001- 1217- 00000	Life	32.00	32.00	10.08	24.12	2.20-
11000- 2100- 52312- 0000- 512001- 1218- 00000	Life	64.00	64.00	10.08	30.96	22.96
11000- 2100- 52312- 4025- 512001- 1214- 00000	Life	32.00	32.00	12.96	21.48	2.44-
11000- 2100- 52312- 4025- 512001- 1218- 00000	Life	32.00	32.00	10.08	24.12	2.20-
11000- 2100- 52313- 0000- 512001- 1217- 00000	Dental	258.00	285.00	80.08	204.49	.43
11000- 2100- 52313- 0000- 512001- 1218- 00000	Dental	857.00	857.00	209.58	547.62	99.80
11000- 2100- 52313- 4025- 512001- 1214- 00000	Dental	121.00	121.00	45.09	72.29	3.62
11000- 2100- 52313- 4025- 512001- 1218- 00000	Dental	241.00	324.00	133.35	189.68	.97
11000- 2100- 52314- 0000- 512001- 1217- 00000	Vision	57.00	57.00	17.57	42.65	3.22-
11000- 2100- 52314- 0000- 512001- 1218- 00000	Vision	150.00	150.00	25.69	72.10	52.21
11000- 2100- 52314- 4025- 512001- 1214- 00000	Vision	53.00	53.00	19.71	31.61	1.68
11000- 2100- 52314- 4025- 512001- 1218- 00000	Vision	53.00	53.00	25.69	38.33	11.02-
11000- 2100- 52315- 0000- 512001- 1218- 00000	Disability	195.00	195.00		37.55	157.45
11000- 2100- 52315- 4025- 512001- 1214- 00000	Disability	262.00	262.00	90.81	153.84	17.35
11000- 2100- 52500- 0000- 512001- 1217- 00000	UnemploymntComp	100.00	102.00	49.07	52.82	.11
11000- 2100- 52500- 0000- 512001- 1218- 00000	UnemploymntComp	200.00	200.00	26.74	90.79	82.47
11000- 2100- 52500- 4025- 512001- 1214- 00000	UnemploymntComp	100.00	103.00	39.58	55.46	7.96
11000- 2100- 52500- 4025- 512001- 1218- 00000	UnemploymntComp	100.00	115.00	47.75	56.82	10.43
11000- 2100- 52710- 0000- 512001- 1217- 00000	WorkersCompPrem	599.00	599.00		599.00	
11000- 2100- 52710- 0000- 512001- 1218- 00000	WorkersCompPrem	1,515.00	1,515.00		1,515.00	
11000- 2100- 52710- 4025- 512001- 1214- 00000	WorkersCompPrem	817.00	817.00		817.00	
11000- 2100- 52710- 4025- 512001- 1218- 00000	WorkersCompPrem	809.00	809.00		809.00	
11000- 2100- 52720- 0000- 512001- 1217- 00000	WorkrsCompERFee	10.00	10.00	2.30	6.90	.80
11000- 2100- 52720- 0000- 512001- 1218- 00000	WorkrsCompERFee	20.00	20.00	2.30	9.20	8.50
11000- 2100- 52720- 4025- 512001- 1214- 00000	WorkrsCompERFee	10.00	10.00	2.30	6.90	.80
11000- 2100- 52720- 4025- 512001- 1218- 00000	WorkrsCompERFee	10.00	10.00	2.30	6.90	.80
11000- 2100- 53211- 2000- 512001- 0000- 00000	DiagsContracted	22,000.00	40,164.00	27,730.91	12,334.99	98.10
11000- 2100- 53212- 2000- 512001- 0000- 00000	SpeechThrpsCont	9,000.00	9,225.00		9,225.00	
11000- 2100- 53213- 2000- 512001- 0000- 00000	OccThrpstCont	4,000.00	9,795.00	2,088.75	7,705.55	.70

Selection Grouped by Account Type, Filtered by User Permissions, (Org = 120, Online/Offline = N, Period = 9, UnPosted JEs? = N, Assets and Liabilities? = N, Restricted Accts? = Y, Funds = 1.8, Objct = 5, Obj Digits = 0, Page Break Lvl =)



Balances through 03/31/2024					Fiscal Year 2023/24	
Funds- Func- Obj ct - Pr gm- Locat n- JbCl - Opt nl	Description	Adopted Budget	Revised Budget	Encumbered	Expenditure	Account Balance
Funds 11000 - Operational, Func 2100 - SuppSvcsStudnts (continued)						
11000-2100-53215-2000-512001-0000-00000	PsychologsCnt	20,000.00	20,000.00	20,000.00		
11000-2100-53216-2000-512001-0000-00000	AudiologistsCnt		1,200.00		242.90	957.10
11000-2100-53217-2000-512001-0000-00000	IntrpretersCnt		711.00	73.53	637.27	.20
11000-2100-53330-0000-512001-0000-00000	ProfessDevelop			170.59		170.59-
11000-2100-53414-0000-512001-0000-00000	OthProfTechSvcs		31,207.00	8,528.81	22,677.99	.20
11000-2100-53711-0000-512001-0000-00000	Other Charges		300.00	300.00		
11000-2100-54320-0000-512001-0000-00000	Tech-R&M	21,000.00	21,000.00			21,000.00
11000-2100-55813-0000-512001-0000-00000	EmpTravNonTeach			200.00		200.00-
11000-2100-55915-0000-512001-0000-00000	OthContractSvcs	3,776.00	10,776.00	5,310.88	5,465.12	
11000-2100-56113-0000-512001-0000-00000	Software	25,000.00	25,960.00	4,100.73	21,859.27	
11000-2100-56118-0000-512001-0000-00000	GenSuppliesMats	1,000.00	4,000.00	383.46	2,245.97	1,370.57
11000-2100-56118-2000-512001-0000-00000	GenSuppliesMats	200.00	200.00			200.00
Total for Func 2100 and Expense accounts		563,695.00	632,387.00	192,380.58	366,437.39	73,569.03
Funds 11000 - Operational, Func 2200 - Suppt Svcs Inst						
11000-2200-53330-0000-512001-0000-00000	ProfessDevelop	1,000.00	7,000.00	1,130.05	4,356.95	1,513.00
11000-2200-55915-0000-512001-0000-00000	OthContractSvcs	10,000.00	15,100.00	1,775.08	9,088.92	4,236.00
11000-2200-56113-0000-512001-0000-00000	Software	4,000.00	5,385.00	4,000.00	1,384.90	.10
11000-2200-56118-0000-512001-0000-00000	GenSuppliesMats	1,852.00	4,852.00	2,490.11	681.37	1,680.52
11000-2200-56119-0000-512001-0000-00000	SupplAssets<\$5k		7,172.00		488.75	6,683.25
Total for Func 2200 and Expense accounts		16,852.00	39,509.00	9,395.24	16,000.89	14,112.87
Funds 11000 - Operational, Func 2300 - SupptSvcs-Admin						
11000-2300-51100-0000-512001-1111-00000	SalariesExpense,Superinte	112,174.00	112,174.00	32,717.44	79,456.64	.08-
11000-2300-52111-0000-512001-1111-00000	EducRetirement	20,360.00	20,360.00	5,938.24	14,421.44	.32
11000-2300-52112-0000-512001-1111-00000	ERARetireeHlth	2,244.00	2,244.00	654.36	1,589.16	.48
11000-2300-52210-0000-512001-1111-00000	FICA Payments	6,955.00	6,955.00	1,981.35	4,813.05	160.60
11000-2300-52220-0000-512001-1111-00000	MedicarePaymnts	1,627.00	1,627.00	463.40	1,125.68	37.92
11000-2300-52311-0000-512001-1111-00000	Hth&MedPremiums	5,767.00	5,767.00	1,726.55	3,993.86	46.59
11000-2300-52312-0000-512001-1111-00000	Life	30.00	33.00	9.52	22.79	.69
11000-2300-52313-0000-512001-1111-00000	Dental	111.00	111.00	33.11	77.55	.34
11000-2300-52314-0000-512001-1111-00000	Vision	49.00	49.00	14.49	33.95	.56
11000-2300-52500-0000-512001-1111-00000	UnemploymntComp	92.00	99.00	6.26	92.52	.22
11000-2300-52710-0000-512001-1111-00000	WorkersCompPrem	1,317.00	1,317.00		1,317.00	
11000-2300-52720-0000-512001-1111-00000	WorkrsCompERFee	9.00	9.00	2.17	6.51	.32
11000-2300-53330-0000-512001-0000-00000	ProfessDevelop		2,000.00	500.00	225.00	1,275.00
11000-2300-53411-0000-512001-0000-00000	Auditing	23,000.00	23,000.00	5,134.24	17,865.76	
11000-2300-53413-0000-512001-0000-00000	Legal	31,000.00	31,000.00	12,165.59	18,834.41	

Selection Grouped by Account Type, Filtered by User Permissions, (Org = 120, Online/Offline = N, Period = 9, UnPosted JEs? = N, Assets and Liabilities? = N, Restricted Accts? = Y, Funds = 1.8, Objct = 5, Obj Digits = 0, Page Break Lvl =)

Balances through 03/31/2024						Fiscal Year 2023/24	
Funds- Func- Obj ct - Pr gm- Locat n- JbCl - Opt nl	Description	Adopted Budget	Revised Budget	Encumbered	Expenditure	Account Balance	
Funds 11000 - Operational, Func 2300 - SupptSvcs-Admin (continued)							
11000- 2300- 53711- 0000- 512001- 0000- 00000	Other Charges	200.00	200.00			200.00	
11000- 2300- 55400- 0000- 512001- 0000- 00000	Advertising	10,000.00	10,000.00	2,584.67	2,799.67	4,615.66	
11000- 2300- 55812- 0000- 512001- 0000- 00000	Board Training	1,000.00	1,000.00			1,000.00	
11000- 2300- 55915- 0000- 512001- 0000- 00000	OthContractSvcs	8,650.00	23,988.00	18,806.83	9,415.05	4,233.88-	
Total for Func 2300 and Expense accounts		224,585.00	241,933.00	82,738.22	156,090.04	3,104.74	
Funds 11000 - Operational, Func 2400 - SupSvcsSchAdmin							
11000- 2400- 51100- 0000- 512001- 1217- 00000	SalariesExpense,SecClerTe	42,000.00	42,000.00	12,250.00	29,750.00		
11000- 2400- 51300- 0000- 512001- 1217- 00000	AddtnlCompenstn,SecClerTe	5,125.00	5,125.00	875.00	2,125.00	2,125.00	
11000- 2400- 52111- 0000- 512001- 1217- 00000	EducRetirement	8,554.00	8,554.00	2,382.17	5,785.27	386.56	
11000- 2400- 52112- 0000- 512001- 1217- 00000	ERARetireeHlth	943.00	943.00	262.50	637.50	43.00	
11000- 2400- 52210- 0000- 512001- 1217- 00000	FICA Payments	2,924.00	2,924.00	746.55	1,955.94	221.51	
11000- 2400- 52220- 0000- 512001- 1217- 00000	MedicarePaymnts	685.00	685.00	174.58	457.40	53.02	
11000- 2400- 52311- 0000- 512001- 1217- 00000	Hth&MedPremiums		4,636.00	4,056.01	579.43	.56	
11000- 2400- 52312- 0000- 512001- 1217- 00000	Life	32.00	35.00	10.08	24.12	.80	
11000- 2400- 52313- 0000- 512001- 1217- 00000	Dental	822.00	856.00	239.54	615.94	.52	
11000- 2400- 52314- 0000- 512001- 1217- 00000	Vision	136.00	136.00	39.62	96.91	.53-	
11000- 2400- 52315- 0000- 512001- 1217- 00000	Disability				.47	.47-	
11000- 2400- 52500- 0000- 512001- 1217- 00000	UnemploymntComp	100.00	100.00	43.33	47.62	9.05	
11000- 2400- 52710- 0000- 512001- 1217- 00000	WorkersCompPrem	493.00	493.00		493.00		
11000- 2400- 52720- 0000- 512001- 1217- 00000	WorkrsCompERFee	10.00	10.00	2.30	6.90	.80	
11000- 2400- 53330- 0000- 512001- 0000- 00000	ProfessDevelop		1,846.00	976.00	870.00		
11000- 2400- 53414- 0000- 512001- 0000- 00000	OthProfTechSvcs		6,099.00		6,098.74	.26	
11000- 2400- 53711- 0000- 512001- 0000- 00000	Other Charges	100.00	248.00		247.39	.61	
11000- 2400- 55813- 0000- 512001- 0000- 00000	EmpTravNonTeach	1,000.00	1,000.00	268.00	125.00	607.00	
11000- 2400- 55915- 0000- 512001- 0000- 00000	OthContractSvcs	800.00	800.00	600.00		200.00	
11000- 2400- 56113- 0000- 512001- 0000- 00000	Software		2,235.00		2,324.70	89.70-	
11000- 2400- 56118- 0000- 512001- 0000- 00000	GenSuppliesMats	13,512.00	13,512.00	1,067.89	4,710.91	7,733.20	
11000- 2400- 56119- 0000- 512001- 0000- 00000	SupplAssets<\$5k		3,275.00	86.98	201.96	2,986.06	
Total for Func 2400 and Expense accounts		77,236.00	95,512.00	24,080.55	57,154.20	14,277.25	
Funds 11000 - Operational, Func 2500 - Central Svcs							
11000- 2500- 53414- 0000- 512001- 0000- 00000	OthProfTechSvcs		143,954.00	55,342.72	88,611.28		
11000- 2500- 53711- 0000- 512001- 0000- 00000	Other Charges	350.00	709.00	26.32	622.85	59.83	
11000- 2500- 53711- 1010- 512001- 0000- 00000	Other Charges			59.00		59.00-	
11000- 2500- 54320- 0000- 512001- 0000- 00000	Tech-R&M	188,954.00	188,954.00	19,565.62	28,219.18	141,169.20	
11000- 2500- 54620- 0000- 512001- 0000- 00000	RentlEquipVehcl	19,659.00	21,284.00	6,358.56	14,924.85	.59	
11000- 2500- 55400- 0000- 512001- 0000- 00000	Advertising	10,000.00	22,000.00	7,673.35	14,326.65		

Selection Grouped by Account Type, Filtered by User Permissions, (Org = 120, Online/Offline = N, Period = 9, UnPosted JEs? = N, Assets and Liabilities? = N, Restricted Accts? = Y, Funds = 1.8, Objct = 5, Obj Digits = 0, Page Break Lvl =)

Balances through 03/31/2024						Fiscal Year 2023/24
Funds- Func- Obj ct - Pr gm- Locat n- Jb Cl - Opt nl	Description	Adopted Budget	Revised Budget	Encumbered	Expenditure	Account Balance
Funds 11000 - Operational, Func 2500 - Central Svcs (continued)						
11000-2500-55915-0000-512001-0000-00000	OthContractSvcs	600.00	1,050.00	150.00	900.00	
11000-2500-56113-0000-512001-0000-00000	Software	18,102.00	50,098.00	27,202.00	22,895.95	.05
11000-2500-56118-0000-512001-0000-00000	GenSuppliesMats	5,100.00	5,100.00	1,141.39	2,465.31	1,493.30
Total for Func 2500 and Expense accounts		242,765.00	433,149.00	117,518.96	172,966.07	142,663.97
Funds 11000 - Operational, Func 2600 - Op&MaintofPlant						
11000-2600-54311-0000-512001-0000-00000	MntRepFrnFixEqp		105.00		104.58	.42
11000-2600-54312-0000-512001-0000-00000	MntRepBlgsGrnds	19,000.00	26,997.00	17,452.68	9,543.60	.72
11000-2600-54411-0000-512001-0000-00000	Electricity	31,200.00	31,200.00	13,343.38	17,856.62	
11000-2600-54412-0000-512001-0000-00000	NatGasBuildings	4,000.00	4,932.00	2,276.91	1,754.90	900.19
11000-2600-54415-0000-512001-0000-00000	Water/Sewage	10,200.00	11,112.00	6,845.23	3,365.90	900.87
11000-2600-54416-0000-512001-0000-00000	CommunicatnSvcs	21,000.00	30,371.00	9,479.35	20,891.44	.21
11000-2600-54610-0000-512001-0000-00000	RentLandBldngs		25,000.00			25,000.00
11000-2600-55200-0000-512001-0000-00000	PropertyLiablns	12,768.00	12,768.00		12,768.00	
11000-2600-55915-0000-512001-0000-00000	OthContractSvcs	73,887.00	101,632.00	54,179.37	47,452.15	.48
11000-2600-56118-0000-512001-0000-00000	GenSuppliesMats	10,000.00	10,000.00	2,565.27	454.86	6,979.87
11000-2600-56119-0000-512001-0000-00000	SupplAssets<\$5k	1,500.00	136,414.00			136,414.00
Total for Func 2600 and Expense accounts		183,555.00	390,531.00	106,142.19	114,192.05	170,196.76
Funds 11000 - Operational, Func 2900 - Oth Suppt Svcs						
11000-2900-58215-0000-512001-0000-00000	RestrictExpend	291,239.00	291,239.00			291,239.00
Total for Func 2900 and Expense accounts		291,239.00	291,239.00	.00	.00	291,239.00
Funds 11000 - Operational, Func 3100 - FoodSvcsOpertns						
11000-3100-56116-0000-512001-0000-00000	Food		1,000.00		300.37	699.63
11000-3100-56118-0000-512001-0000-00000	GenSuppliesMats	250.00	1,250.00	13.99	482.68	753.33
Total for Func 3100 and Expense accounts		250.00	2,250.00	13.99	783.05	1,452.96
Funds 11000 - Operational, Func 4000 - Capital Outlay						
11000-4000-54640-0000-512001-0000-00000	RentalLease2Pur		73,877.00	17,675.31	56,201.50	.19
Total for Func 4000 and Expense accounts		.00	73,877.00	17,675.31	56,201.50	.19
Total for Funds 11000		3,538,733.00	4,041,602.00	1,030,700.24	1,675,752.98	1,335,148.78
Funds 21000 - Food Svcs, Func 3100 - FoodSvcsOpertns						
21000-3100-53330-0000-512001-0000-00000	ProfessDevelop			65.00		65.00-
21000-3100-56116-0000-512001-0000-00000	Food	53,371.00	53,073.00	13,783.75	23,071.25	16,218.00
Total for Funds 21000, Func 3100 and Expense accounts		53,371.00	53,073.00	13,848.75	23,071.25	16,153.00
Funds 21100 - Unvrsl FreeMeal, Func 3100 - FoodSvcsOpertns						
21100-3100-56116-0000-512001-0000-00000	Food		120.00			120.00

Selection Grouped by Account Type, Filtered by User Permissions, (Org = 120, Online/Offline = N, Period = 9, UnPosted JEs? = N, Assets and Liabilities? = N, Restricted Accts? = Y, Funds = 1.8, Objct = 5, Obj Digits = 0, Page Break Lvl =)

Balances through 03/31/2024						Fiscal Year 2023/24
Funds- Func- Obj ct - Pr gm- Locat n- Jb Cl - Opt nl	Description	Adopted Budget	Revised Budget	Encumbered	Expenditure	Account Balance
Total for Funds 21100, Func 3100 and Expense accounts		.00	120.00	.00	.00	120.00
Funds 23000 - Non-InstrectSupp, Func 1000 - Instruction						
23000- 1000- 53711- 9000- 512001- 0000- 00000	Other Charges		100.00		33.62	66.38
23000- 1000- 55817- 9000- 512001- 0000- 00000	Student Travel			108.00		108.00-
23000- 1000- 56118- 0000- 512001- 0000- 00000	GenSuppliesMats		1,416.00	834.22	984.66	402.88-
23000- 1000- 56118- 1010- 512001- 0000- 00000	GenSuppliesMats		1,832.00	327.10	1,824.91	320.01-
23000- 1000- 56118- 9000- 512001- 0000- 00000	GenSuppliesMats	2,158.00	3,662.00		2,501.05	1,160.95
Total for Funds 23000, Func 1000 and Expense accounts		2,158.00	7,010.00	1,269.32	5,344.24	396.44
Funds 24101 - Title I - IASA, Func 1000 - Instruction						
24101- 1000- 51100- 1010- 512001- 1711- 00000	SalariesExpense,InstAsst1	53,703.00	53,703.00	11,700.99	28,628.27	13,373.74
24101- 1000- 51300- 1010- 512001- 1711- 00000	AddtnlCompenstn,InstAsst1			937.53	1,562.55	2,500.08-
24101- 1000- 52111- 1010- 512001- 1711- 00000	EducRetirement	9,605.00	9,605.00	2,294.01	5,479.68	1,831.31
24101- 1000- 52112- 1010- 512001- 1711- 00000	ERARetireeHlth	1,075.00	1,075.00	252.81	603.88	218.31
24101- 1000- 52210- 1010- 512001- 1711- 00000	FICA Payments	3,331.00	3,331.00	779.76	1,858.12	693.12
24101- 1000- 52220- 1010- 512001- 1711- 00000	MedicarePaymnts	781.00	781.00	182.43	434.59	163.98
24101- 1000- 52311- 1010- 512001- 1711- 00000	Hth&MedPremiums	2,069.00	2,069.00	249.12	978.31	841.57
24101- 1000- 52312- 1010- 512001- 1711- 00000	Life	44.00	44.00	10.08	23.22	10.70
24101- 1000- 52313- 1010- 512001- 1711- 00000	Dental	42.00	42.00			42.00
24101- 1000- 52314- 1010- 512001- 1711- 00000	Vision	10.00	10.00		3.26	6.74
24101- 1000- 52315- 1010- 512001- 1711- 00000	Disability	58.00	58.00	4.55	20.56	32.89
24101- 1000- 52500- 1010- 512001- 1711- 00000	UnemploymntComp	134.00	134.00	41.67	63.17	29.16
24101- 1000- 52710- 1010- 512001- 1711- 00000	WorkersCompPrem	852.00	852.00		852.00	
24101- 1000- 52720- 1010- 512001- 1711- 00000	WorkrsCompERFee	14.00	14.00	1.78	9.02	3.20
24101- 1000- 56118- 1010- 512001- 0000- 00000	GenSuppliesMats	750.00	750.00	150.00		600.00
Total for Func 1000 and Expense accounts		72,468.00	72,468.00	16,604.73	40,516.63	15,346.64
Funds 24101 - Title I - IASA, Func 2400 - SupSvcsSchAdmin						
24101- 2400- 51300- 0000- 512001- 1217- 00000	AddtnlCompenstn,SecClerTe	2,500.00	2,500.00	729.19	1,770.89	.08-
24101- 2400- 52111- 0000- 512001- 1217- 00000	EducRetirement	454.00	454.00	132.37	321.47	.16
24101- 2400- 52112- 0000- 512001- 1217- 00000	ERARetireeHlth	50.00	50.00	14.56	35.36	.08
24101- 2400- 52210- 0000- 512001- 1217- 00000	FICA Payments	155.00	155.00	45.22	109.82	.04-
24101- 2400- 52220- 0000- 512001- 1217- 00000	MedicarePaymnts	37.00	37.00	10.57	25.67	.76
24101- 2400- 52500- 0000- 512001- 1217- 00000	UnemploymntComp			2.38	2.62	5.00-
Total for Func 2400 and Expense accounts		3,196.00	3,196.00	934.29	2,265.83	4.12-
Total for Funds 24101		75,664.00	75,664.00	17,539.02	42,782.46	15,342.52
Funds 24106 - IDEABEntitlemnt, Func 1000 - Instruction						
24106- 1000- 51100- 2000- 512001- 1412- 00000	SalariesExpense,Teachers	24,921.00	24,921.00	3,647.97	15,645.63	5,627.40

Selection Grouped by Account Type, Filtered by User Permissions, (Org = 120, Online/Offline = N, Period = 9, UnPosted JEs? = N, Assets and Liabilities? = N, Restricted Accts? = Y, Funds = 1.8, Objct = 5, Obj Digits = 0, Page Break Lvl =)

Balances through 03/31/2024						Fiscal Year 2023/24
Funds- Func- Obj ct - Pr gm- Locat n- Jb Cl - Opt nl	Description	Adopted Budget	Revised Budget	Encumbered	Expenditure	Account Balance
Funds 24106 - IDEABEntitlemnt, Func 1000 - Instruction (continued)						
24106- 1000- 52111- 2000- 512001- 1412- 00000	EducRetirement	5,475.00	5,475.00	662.13	2,839.74	1,973.13
24106- 1000- 52112- 2000- 512001- 1412- 00000	ERARetireeHlth	499.00	499.00	72.99	312.96	113.05
24106- 1000- 52210- 2000- 512001- 1412- 00000	FICA Payments	1,546.00	1,546.00	217.98	924.50	403.52
24106- 1000- 52220- 2000- 512001- 1412- 00000	MedicarePaymnts	362.00	362.00	50.94	216.17	94.89
24106- 1000- 52311- 2000- 512001- 1412- 00000	Hth&MedPremiums	3,076.00	3,076.00	297.90	1,660.02	1,118.08
24106- 1000- 52312- 2000- 512001- 1412- 00000	Life	12.00	12.00	1.89	6.95	3.16
24106- 1000- 52313- 2000- 512001- 1412- 00000	Dental	163.00	163.00	6.66	47.76	108.58
24106- 1000- 52314- 2000- 512001- 1412- 00000	Vision	19.00	19.00	2.97	4.29	11.74
24106- 1000- 52315- 2000- 512001- 1412- 00000	Disability				24.01	24.01-
24106- 1000- 52500- 2000- 512001- 1412- 00000	UnemploymntComp	36.00	36.00	5.36	42.21	11.57-
24106- 1000- 52710- 2000- 512001- 1412- 00000	WorkersCompPrem	414.00	414.00		414.00	
24106- 1000- 52720- 2000- 512001- 1412- 00000	WorkrsCompERFee	4.00	4.00	.34	3.10	.56
Total for Funds 24106, Func 1000 and Expense accounts		36,527.00	36,527.00	4,967.13	22,141.34	9,418.53
Funds 24154 - TchPrinTrainRec, Func 2200 - Suppt Svcs Inst						
24154- 2200- 53330- 0000- 512001- 0000- 00000	ProfessDevelop	6,225.00	19,032.00		2,610.00	16,422.00
Total for Funds 24154, Func 2200 and Expense accounts		6,225.00	19,032.00	.00	2,610.00	16,422.00
Funds 24174 - CP-Second-Curr, Func 1000 - Instruction						
24174- 1000- 51100- 1010- 512001- 1411- 00000	SalariesExpense,Teachers	5,837.00	5,837.00			5,837.00
24174- 1000- 52111- 1010- 512001- 1411- 00000	EducRetirement	452.00	452.00			452.00
24174- 1000- 52112- 1010- 512001- 1411- 00000	ERARetireeHlth	117.00	117.00			117.00
24174- 1000- 52210- 1010- 512001- 1411- 00000	FICA Payments	362.00	362.00			362.00
24174- 1000- 52220- 1010- 512001- 1411- 00000	MedicarePaymnts	85.00	85.00			85.00
24174- 1000- 52311- 1010- 512001- 1411- 00000	Hth&MedPremiums	562.00	562.00			562.00
24174- 1000- 52312- 1010- 512001- 1411- 00000	Life	4.00	4.00			4.00
24174- 1000- 52313- 1010- 512001- 1411- 00000	Dental	14.00	14.00			14.00
24174- 1000- 52314- 1010- 512001- 1411- 00000	Vision	6.00	6.00			6.00
24174- 1000- 52500- 1010- 512001- 1411- 00000	UnemploymntComp	11.00	11.00			11.00
24174- 1000- 52710- 1010- 512001- 1411- 00000	WorkersCompPrem	77.00	77.00		77.00	
24174- 1000- 52720- 1010- 512001- 1411- 00000	WorkrsCompERFee	2.00	2.00			2.00
Total for Funds 24174, Func 1000 and Expense accounts		7,529.00	7,529.00	.00	77.00	7,452.00
Funds 24189 - SSAE Title IV, Func 2100 - SuppSvcsStudnts						
24189- 2100- 51100- 0000- 512001- 1214- 00000	SalariesExpense,Couns-Soc	7,200.00	7,406.00	2,733.93	4,416.33	255.74
24189- 2100- 52111- 0000- 512001- 1214- 00000	EducRetirement	1,307.00	1,307.00	496.17	801.51	9.32
24189- 2100- 52112- 0000- 512001- 1214- 00000	ERARetireeHlth	144.00	144.00	54.72	88.38	.90
24189- 2100- 52210- 0000- 512001- 1214- 00000	FICA Payments	447.00	447.00	163.35	263.92	19.73
Selection Grouped by Account Type, Filtered by User Permissions, (Org = 120, Online/Offline = N, Period = 9, UnPosted JEs? = N, Assets and Liabilities? = N, Restricted Accts? = Y, Funds = 1.8, Objct = 5, Obj Digits = 0, Page Break Lvl =) SCHOOLABILITY						

Balances through 03/31/2024						Fiscal Year 2023/24
Funds- Func- Obj ct - Pr gm- Locat n- JbCl - Opt nl	Description	Adopted Budget	Revised Budget	Encumbered	Expenditure	Account Balance
Funds 24189 - SSAE Title IV, Func 2100 - SuppSvcsStudnts (continued)						
24189- 2100- 52220- 0000- 512001- 1214- 00000	MedicarePaymnts	105.00	105.00	38.25	61.78	4.97
24189- 2100- 52311- 0000- 512001- 1214- 00000	Hth&MedPremiums	613.00	613.00	223.20	359.16	30.64
24189- 2100- 52312- 0000- 512001- 1214- 00000	Life	4.00	4.00	1.44	2.30	.26
24189- 2100- 52313- 0000- 512001- 1214- 00000	Dental	15.00	15.00	5.04	8.14	1.82
24189- 2100- 52314- 0000- 512001- 1214- 00000	Vision	7.00	7.00	2.16	3.52	1.32
24189- 2100- 52500- 0000- 512001- 1214- 00000	UnemploymntComp	12.00	12.00	4.00	6.00	2.00
24189- 2100- 52710- 0000- 512001- 1214- 00000	WorkersCompPrem	144.00	144.00		144.00	
24189- 2100- 52720- 0000- 512001- 1214- 00000	WorkrsCompERFee	2.00	2.00	.25	.72	1.03
Total for Funds 24189, Func 2100 and Expense accounts		10,000.00	10,206.00	3,722.51	6,155.76	327.73
Funds 24190 - Title I CSI, Func 1000 - Instruction						
24190- 1000- 51300- 1010- 512001- 1411- 00000	AddtnlCompenstrn, Teachers		6,727.00		6,000.00	727.00
24190- 1000- 52111- 1010- 512001- 1411- 00000	EducRetirement				1,089.00	1,089.00-
24190- 1000- 52112- 1010- 512001- 1411- 00000	ERARetireeHlth				120.01	120.01-
24190- 1000- 52210- 1010- 512001- 1411- 00000	FICA Payments				372.01	372.01-
24190- 1000- 52220- 1010- 512001- 1411- 00000	MedicarePaymnts				86.97	86.97-
24190- 1000- 53330- 0000- 512001- 0000- 00000	ProfessDevelop	91,564.00				
24190- 1000- 56119- 1010- 512001- 0000- 00000	SupplAssets<\$5k		84,837.00		83,896.01	940.99
Total for Funds 24190, Func 1000 and Expense accounts		91,564.00	91,564.00	.00	91,564.00	.00
Funds 24330 - ESSER III, Func 1000 - Instruction						
24330- 1000- 51100- 0000- 512001- 1611- 00000	SalariesExpense,SubsSickL		15,976.00	4,708.67	8,708.95	2,558.38
24330- 1000- 51100- 1010- 512001- 1411- 00000	SalariesExpense,Teachers	74,680.00	19,751.00		19,750.02	.98
24330- 1000- 51100- 1010- 512001- 1711- 00000	SalariesExpense,InstAsst1		42,570.00	14,343.75	19,125.00	9,101.25
24330- 1000- 51100- 2000- 512001- 1412- 00000	SalariesExpense,Teachers	45,279.00	785.00		784.32	.68
24330- 1000- 52111- 0000- 512001- 1611- 00000	EducRetirement		2,900.00	854.62	1,580.67	464.71
24330- 1000- 52111- 1010- 512001- 1411- 00000	EducRetirement	13,555.00	3,585.00		3,584.63	.37
24330- 1000- 52111- 1010- 512001- 1711- 00000	EducRetirement		6,075.00	2,603.43	3,471.24	.33
24330- 1000- 52111- 2000- 512001- 1412- 00000	EducRetirement	8,219.00	143.00		142.35	.65
24330- 1000- 52112- 0000- 512001- 1611- 00000	ERARetireeHlth		320.00	94.17	174.20	51.63
24330- 1000- 52112- 1010- 512001- 1411- 00000	ERARetireeHlth	1,494.00	395.00		395.00	
24330- 1000- 52112- 1010- 512001- 1711- 00000	ERARetireeHlth		670.00	286.92	382.56	.52
24330- 1000- 52112- 2000- 512001- 1412- 00000	ERARetireeHlth	906.00	16.00		15.69	.31
24330- 1000- 52210- 0000- 512001- 1611- 00000	FICA Payments		991.00	291.94	539.96	159.10
24330- 1000- 52210- 1010- 512001- 1411- 00000	FICA Payments	4,631.00	1,143.00		1,142.15	.85
24330- 1000- 52210- 1010- 512001- 1711- 00000	FICA Payments		2,005.00	858.87	1,145.16	.97
24330- 1000- 52210- 2000- 512001- 1412- 00000	FICA Payments	2,808.00	47.00		46.90	.10

Selection Grouped by Account Type, Filtered by User Permissions, (Org = 120, Online/Offline = N, Period = 9, UnPosted JEs? = N, Assets and Liabilities? = N, Restricted Accts? = Y, Funds = 1.8, Objct = 5, Obj Digits = 0, Page Break Lvl =)

Balances through 03/31/2024						Fiscal Year 2023/24
Funds- Func- Obj ct - Pr gm- Locat n- JbCl - Opt nl	Description	Adopted Budget	Revised Budget	Encumbered	Expenditure	Account Balance
Funds 24330 - ESSER III, Func 1000 - Instruction (continued)						
24330- 1000- 52220- 0000- 512001- 1611- 00000	MedicarePaymnts		232.00	68.28	126.29	37.43
24330- 1000- 52220- 1010- 512001- 1411- 00000	MedicarePaymnts	1,084.00	268.00		267.10	.90
24330- 1000- 52220- 1010- 512001- 1711- 00000	MedicarePaymnts		469.00	200.88	267.84	.28
24330- 1000- 52220- 2000- 512001- 1412- 00000	MedicarePaymnts	657.00	11.00		10.96	.04
24330- 1000- 52311- 1010- 512001- 1411- 00000	Hth&MedPremiums	7,802.00	3,164.00		3,163.74	.26
24330- 1000- 52311- 1010- 512001- 1711- 00000	Hth&MedPremiums		4,347.00	1,862.64	2,483.52	.84
24330- 1000- 52311- 2000- 512001- 1412- 00000	Hth&MedPremiums	5,589.00	63.00		62.60	.40
24330- 1000- 52312- 1010- 512001- 1411- 00000	Life	39.00	10.00		9.24	.76
24330- 1000- 52312- 1010- 512001- 1711- 00000	Life		31.00	12.96	17.28	.76
24330- 1000- 52312- 2000- 512001- 1412- 00000	Life	21.00	1.00		.41	.59
24330- 1000- 52313- 1010- 512001- 1411- 00000	Dental	290.00	128.00		127.98	.02
24330- 1000- 52313- 1010- 512001- 1711- 00000	Dental		241.00	102.96	137.28	.76
24330- 1000- 52313- 2000- 512001- 1412- 00000	Dental	295.00	2.00		1.44	.56
24330- 1000- 52314- 1010- 512001- 1411- 00000	Vision	64.00	20.00		19.38	.62
24330- 1000- 52314- 2000- 512001- 1412- 00000	Vision	34.00	1.00		.63	.37
24330- 1000- 52315- 1010- 512001- 1411- 00000	Disability	53.00	40.00		39.52	.48
24330- 1000- 52500- 0000- 512001- 1611- 00000	UnemploymntComp		53.00	15.54	28.74	8.72
24330- 1000- 52500- 1010- 512001- 1411- 00000	UnemploymntComp	120.00				
24330- 1000- 52500- 1010- 512001- 1711- 00000	UnemploymntComp		79.00	47.34	31.56	.10
24330- 1000- 52500- 2000- 512001- 1412- 00000	UnemploymntComp	65.00				
24330- 1000- 52710- 1010- 512001- 1411- 00000	WorkersCompPrem	1,047.00	1,047.00		1,597.00	550.00-
24330- 1000- 52710- 1010- 512001- 1711- 00000	WorkersCompPrem		550.00			550.00
24330- 1000- 52710- 2000- 512001- 1412- 00000	WorkersCompPrem	490.00	411.00		411.00	
24330- 1000- 52720- 0000- 512001- 1610- 00000	WorkrsCompERFee		7.00			7.00
24330- 1000- 52720- 0000- 512001- 1611- 00000	WorkrsCompERFee			2.30	4.60	6.90-
24330- 1000- 52720- 1010- 512001- 1411- 00000	WorkrsCompERFee	12.00	6.00		5.06	.94
24330- 1000- 52720- 1010- 512001- 1711- 00000	WorkrsCompERFee		7.00	2.30	4.60	.10
24330- 1000- 52720- 2000- 512001- 1412- 00000	WorkrsCompERFee	7.00	1.00		.22	.78
24330- 1000- 56113- 1010- 512001- 0000- 00000	Software		11,610.00		11,610.00	
24330- 1000- 56118- 1010- 512001- 0000- 00000	GenSuppliesMats		4,766.00		19.49	4,746.51
Total for Func 1000 and Expense accounts		169,241.00	124,937.00	26,357.57	81,436.28	17,143.15
Funds 24330 - ESSER III, Func 2100 - SuppSvcsStudnts						
24330- 2100- 51100- 0000- 512001- 1214- 00000	SalariesExpense,Couns-Soc	50,080.00	48,962.00	18,296.10	30,633.72	32.18
24330- 2100- 51100- 0000- 512001- 1218- 00000	SalariesExpense,SchlStude		35,625.00	13,125.00	22,500.00	
24330- 2100- 52111- 0000- 512001- 1214- 00000	EducRetirement	9,090.00	8,881.00	3,320.73	5,559.99	.28
24330- 2100- 52111- 0000- 512001- 1218- 00000	EducRetirement		6,466.00	2,382.17	4,083.72	.11

Selection Grouped by Account Type, Filtered by User Permissions, (Org = 120, Online/Offline = N, Period = 9, UnPosted JEs? = N, Assets and Liabilities? = N, Restricted Accts? = Y, Funds = 1.8, Objct = 5, Obj Digits = 0, Page Break Lvl =)

Balances through 03/31/2024						Fiscal Year 2023/24
Funds- Func- Obj ct - Pr gm- Locat n- JbCl - Opt nl	Description	Adopted Budget	Revised Budget	Encumbered	Expenditure	Account Balance
Funds 24330 - ESSER III, Func 2100 - SuppSvcsStudnts (continued)						
24330-2100-52112-0000-512001-1214-00000	ERARetireeHlth	1,002.00	979.00	365.94	612.69	.37
24330-2100-52112-0000-512001-1218-00000	ERARetireeHlth		713.00	262.50	450.00	.50
24330-2100-52210-0000-512001-1214-00000	FICA Payments	3,105.00	2,925.00	1,093.41	1,831.02	.57
24330-2100-52210-0000-512001-1218-00000	FICA Payments		2,146.00	790.44	1,355.04	.52
24330-2100-52220-0000-512001-1214-00000	MedicarePaymnts	727.00	684.00	255.69	428.20	.11
24330-2100-52220-0000-512001-1218-00000	MedicarePaymnts		502.00	184.87	316.92	.21
24330-2100-52311-0000-512001-1214-00000	Hth&MedPremiums	3,572.00	3,984.00	1,494.00	2,489.97	.03
24330-2100-52311-0000-512001-1218-00000	Hth&MedPremiums		3,933.00	1,448.72	2,483.52	.76
24330-2100-52312-0000-512001-1214-00000	Life	23.00	26.00	9.63	16.02	.35
24330-2100-52312-0000-512001-1218-00000	Life		28.00	10.08	17.28	.64
24330-2100-52313-0000-512001-1214-00000	Dental	85.00	90.00	33.39	55.92	.69
24330-2100-52313-0000-512001-1218-00000	Dental		109.00	40.11	68.76	.13
24330-2100-52314-0000-512001-1214-00000	Vision	37.00	39.00	14.58	24.42	
24330-2100-52314-0000-512001-1218-00000	Vision		48.00	17.57	30.12	.31
24330-2100-52315-0000-512001-1218-00000	Disability		162.00	60.94	100.09	.97
24330-2100-52500-0000-512001-1214-00000	UnemploymntComp	70.00	74.00	26.84	40.26	6.90
24330-2100-52500-0000-512001-1218-00000	UnemploymntComp		7.00	43.33	37.14	73.47-
24330-2100-52710-0000-512001-1214-00000	WorkersCompPrem	583.00	508.00		508.00	
24330-2100-52720-0000-512001-1214-00000	WorkrsCompERFee	7.00	7.00	1.71	5.16	.13
24330-2100-52720-0000-512001-1218-00000	WorkrsCompERFee		7.00	2.30	4.60	.10
Total for Func 2100 and Expense accounts		68,381.00	116,905.00	43,280.05	73,652.56	27.61-
Funds 24330 - ESSER III, Func 2600 - Op&MaintofPlant						
24330-2600-54416-0000-512001-0000-00000	CommunicatnSvcs		526.00	307.05	217.96	.99
Total for Func 2600 and Expense accounts		.00	526.00	307.05	217.96	.99
Total for Funds 24330		237,622.00	242,368.00	69,944.67	155,306.80	17,116.53
Funds 24349 - ARP Preschool, Func 1000 - Instruction						
24349-1000-51100-2000-512001-1412-00000	SalariesExpense,Teachers	1,034.00	1,034.00			1,034.00
Total for Funds 24349, Func 1000 and Expense accounts		1,034.00	1,034.00	.00	.00	1,034.00
Funds 26207 - CNM Foundation, Func 1000 - Instruction						
26207-1000-56118-1010-512001-0000-00000	GenSuppliesMats	574.00	574.00			574.00
Total for Funds 26207, Func 1000 and Expense accounts		574.00	574.00	.00	.00	574.00
Funds 27107 - 2012GOBondSB66, Func 2200 - Suppt Svcs Inst						
27107-2200-56114-0000-512001-0000-00000	LibraryAudioVis	2,873.00	7,164.00			7,164.00
Total for Funds 27107, Func 2200 and Expense accounts		2,873.00	7,164.00	.00	.00	7,164.00

Selection Grouped by Account Type, Filtered by User Permissions, (Org = 120, Online/Offline = N, Period = 9, UnPosted JEs? = N, Assets and Liabilities? = N, Restricted Accts? = Y, Funds = 1.8, Objct = 5, Obj Digits = 0, Page Break Lvl =)

Balances through 03/31/2024						Fiscal Year 2023/24	
Funds- Func- Obj ct - Pr gm- Locat n- JbCl - Opt nl	Description	Adopted Budget	Revised Budget	Encumbered	Expenditure	Account Balance	
Funds 27109 - IM-GAA of 2019, Func 1000 - Instruction							
27109- 1000- 56107- 1010- 512001- 0000- 00000	InsMatCR50%Txbk	3,538.00	3,538.00			3,538.00	
Total for Funds 27109, Func 1000 and Expense accounts		3,538.00	3,538.00	.00	.00	3,538.00	
Funds 27407 - FII, Func 1000 - Instruction							
27407- 1000- 51100- 1010- 512001- 1411- 00000	SalariesExpense,Teachers		46,332.00	15,885.00	27,651.69	2,795.31	
27407- 1000- 51100- 1010- 512001- 1711- 00000	SalariesExpense,InstAsst1	9,818.00	32,213.00	13,193.91	20,380.59	1,361.50-	
27407- 1000- 52111- 1010- 512001- 1411- 00000	EducRetirement		8,800.00	2,883.15	5,018.80	898.05	
27407- 1000- 52111- 1010- 512001- 1711- 00000	EducRetirement	1,782.00	6,047.00	2,394.72	3,699.10	46.82-	
27407- 1000- 52112- 1010- 512001- 1411- 00000	ERARetireeHlth		927.00	317.70	553.02	56.28	
27407- 1000- 52112- 1010- 512001- 1711- 00000	ERARetireeHlth	197.00	645.00	263.88	407.56	26.44-	
27407- 1000- 52210- 1010- 512001- 1411- 00000	FICA Payments		2,792.00	957.15	1,666.36	168.49	
27407- 1000- 52210- 1010- 512001- 1711- 00000	FICA Payments	371.00	1,877.00	770.40	1,189.47	82.87-	
27407- 1000- 52220- 1010- 512001- 1411- 00000	MedicarePaymnts		653.00	223.83	389.69	39.48	
27407- 1000- 52220- 1010- 512001- 1711- 00000	MedicarePaymnts	143.00	439.00	180.09	278.13	19.22-	
27407- 1000- 52311- 1010- 512001- 1411- 00000	Hth&MedPremiums		2,844.00	977.85	1,693.64	172.51	
27407- 1000- 52311- 1010- 512001- 1711- 00000	Hth&MedPremiums	1,827.00	7,921.00	3,072.60	3,919.20	929.20	
27407- 1000- 52312- 1010- 512001- 1411- 00000	Life		23.00	7.74	13.42	1.84	
27407- 1000- 52312- 1010- 512001- 1711- 00000	Life	9.00	32.00	11.97	17.20	2.83	
27407- 1000- 52313- 1010- 512001- 1411- 00000	Dental		158.00	54.09	94.15	9.76	
27407- 1000- 52314- 1010- 512001- 1411- 00000	Vision		38.00	11.79	20.53	5.68	
27407- 1000- 52315- 1010- 512001- 1711- 00000	Disability	42.00	147.00	56.07	70.38	20.55	
27407- 1000- 52500- 1010- 512001- 1411- 00000	UnemploymntComp		65.00	17.98	34.92	12.10	
27407- 1000- 52500- 1010- 512001- 1711- 00000	UnemploymntComp	26.00	111.00	43.56	67.27	.17	
27407- 1000- 52710- 1010- 512001- 1711- 00000	WorkersCompPrem	163.00	211.00			211.00	
27407- 1000- 52720- 1010- 512001- 1411- 00000	WorkrsCompERFee		100.00	1.38	4.37	94.25	
27407- 1000- 52720- 1010- 512001- 1711- 00000	WorkrsCompERFee	3.00	103.00	2.13	6.39	94.48	
Total for Func 1000 and Expense accounts		14,381.00	112,478.00	41,326.99	67,175.88	3,975.13	
Funds 27407 - FII, Func 2100 - SuppSvcsStudnts							
27407- 2100- 51100- 0000- 512001- 1214- 00000	SalariesExpense,Couns-Soc	69,600.00					
27407- 2100- 52111- 0000- 512001- 1214- 00000	EducRetirement	12,633.00					
27407- 2100- 52112- 0000- 512001- 1214- 00000	ERARetireeHlth	1,392.00					
27407- 2100- 52210- 0000- 512001- 1214- 00000	FICA Payments	4,316.00					
27407- 2100- 52220- 0000- 512001- 1214- 00000	MedicarePaymnts	1,010.00					
27407- 2100- 52311- 0000- 512001- 1214- 00000	Hth&MedPremiums	7,751.00					
27407- 2100- 52312- 0000- 512001- 1214- 00000	Life	32.00					
27407- 2100- 52313- 0000- 512001- 1214- 00000	Dental	121.00					

Selection Grouped by Account Type, Filtered by User Permissions, (Org = 120, Online/Offline = N, Period = 9, UnPosted JEs? = N, Assets and Liabilities? = N, Restricted Accts? = Y, Funds = 1.8, Objct = 5, Obj Digits = 0, Page Break Lvl =)

Balances through 03/31/2024						Fiscal Year 2023/24	
Funds- Func- Obj ct - Pr gm- Locat n- Jb Cl - Opt nl	Description	Adopted Budget	Revised Budget	Encumbered	Expenditure	Account Balance	
Funds 27407 - FII, Func 2100 - SuppSvcsStudnts (continued)							
27407- 2100- 52314- 0000- 512001- 1214- 00000	Vision	53.00					
27407- 2100- 52315- 0000- 512001- 1214- 00000	Disability	262.00					
27407- 2100- 52500- 0000- 512001- 1214- 00000	UnemploymntComp	100.00					
27407- 2100- 52710- 0000- 512001- 1214- 00000	WorkersCompPrem	817.00					
27407- 2100- 52720- 0000- 512001- 1214- 00000	WorkrsCompERFee	10.00					
Total for Func 2100 and Expense accounts		98,097.00	.00	.00	.00	.00	
Total for Funds 27407		112,478.00	112,478.00	41,326.99	67,175.88	3,975.13	
Funds 27502 - Next Gen CTE, Func 1000 - Instruction							
27502- 1000- 51100- 1010- 512001- 1411- 00000	SalariesExpense,Teachers	38,715.00	38,715.00			38,715.00	
27502- 1000- 51300- 1010- 512001- 1411- 00000	AddtnlCompenstn,Teachers	1,000.00	1,000.00			1,000.00	
27502- 1000- 52111- 1010- 512001- 1411- 00000	EducRetirement	7,806.00	7,806.00			7,806.00	
27502- 1000- 52112- 1010- 512001- 1411- 00000	ERARetireeHlth	795.00	795.00			795.00	
27502- 1000- 52210- 1010- 512001- 1411- 00000	FICA Payments	2,470.00	2,470.00			2,470.00	
27502- 1000- 52220- 1010- 512001- 1411- 00000	MedicarePaymnts	577.00	577.00			577.00	
27502- 1000- 52311- 1010- 512001- 1411- 00000	Hth&MedPremiums	5,065.00	5,065.00			5,065.00	
27502- 1000- 52312- 1010- 512001- 1411- 00000	Life	19.00	19.00			19.00	
27502- 1000- 52313- 1010- 512001- 1411- 00000	Dental	184.00	184.00			184.00	
27502- 1000- 52314- 1010- 512001- 1411- 00000	Vision	62.00	62.00			62.00	
27502- 1000- 52315- 1010- 512001- 1411- 00000	Disability	163.00	163.00			163.00	
27502- 1000- 52500- 1010- 512001- 1411- 00000	UnemploymntComp	56.00	56.00			56.00	
27502- 1000- 52710- 1010- 512001- 1411- 00000	WorkersCompPrem	367.00	367.00		367.00		
27502- 1000- 52720- 1010- 512001- 1411- 00000	WorkrsCompERFee	6.00	6.00			6.00	
Total for Funds 27502, Func 1000 and Expense accounts		57,285.00	57,285.00	.00	367.00	56,918.00	
Funds 27901 - Indian Ed Act, Func 1000 - Instruction							
27901- 1000- 51100- 1010- 512001- 1411- 00000	SalariesExpense,Teachers	39,536.00	30,181.00			30,181.00	
27901- 1000- 51100- 1010- 512001- 1711- 00000	SalariesExpense,InstAsst1		10,632.00	4,556.25	6,075.00	.75	
27901- 1000- 51300- 1010- 512001- 1411- 00000	AddtnlCompenstn,Teachers		6,875.00	2,187.50	4,687.50		
27901- 1000- 51300- 1010- 512001- 1711- 00000	AddtnlCompenstn,InstAsst1		1,500.00	562.50	937.50		
27901- 1000- 52111- 1010- 512001- 1411- 00000	EducRetirement	7,176.00	1,248.00	397.04	850.80	.16	
27901- 1000- 52111- 1010- 512001- 1711- 00000	EducRetirement		2,202.00	928.98	1,272.66	.36	
27901- 1000- 52112- 1010- 512001- 1411- 00000	ERARetireeHlth	791.00	138.00	43.75	93.75	.50	
27901- 1000- 52112- 1010- 512001- 1711- 00000	ERARetireeHlth		243.00	102.33	140.19	.48	
27901- 1000- 52210- 1010- 512001- 1411- 00000	FICA Payments	2,452.00	427.00	135.66	290.70	.64	
27901- 1000- 52210- 1010- 512001- 1711- 00000	FICA Payments		753.00	317.34	434.73	.93	
27901- 1000- 52220- 1010- 512001- 1411- 00000	MedicarePaymnts	574.00	100.00	31.71	67.95	.34	

Selection Grouped by Account Type, Filtered by User Permissions, (Org = 120, Online/Offline = N, Period = 9, UnPosted JE? = N, Assets and Liabilities? = N, Restricted Accts? = Y, Funds = 1.8, Objct = 5, Obj Digits = 0, Page Break Lvl =)

Balances through 03/31/2024						Fiscal Year 2023/24
Funds- Func- Obj ct - Pr gm- Locat n- Jb Cl - Opt nl	Description	Adopted Budget	Revised Budget	Encumbered	Expenditure	Account Balance
Funds 27901 - Indian Ed Act, Func 1000 - Instruction (continued)						
27901- 1000- 52220- 1010- 512001- 1711- 00000	MedicarePaymnts		176.00	74.25	101.73	.02
27901- 1000- 52311- 1010- 512001- 1411- 00000	Hth&MedPremiums	2,889.00				
27901- 1000- 52312- 1010- 512001- 1411- 00000	Life	23.00				
27901- 1000- 52312- 1010- 512001- 1711- 00000	Life		10.00	3.87	5.16	.97
27901- 1000- 52313- 1010- 512001- 1411- 00000	Dental	169.00				
27901- 1000- 52314- 1010- 512001- 1411- 00000	Vision	37.00				
27901- 1000- 52500- 1010- 512001- 1411- 00000	UnemploymntComp	70.00	9.00	2.38	6.18	.44
27901- 1000- 52500- 1010- 512001- 1711- 00000	UnemploymntComp		29.00	16.92	11.52	.56
27901- 1000- 52710- 1010- 512001- 1411- 00000	WorkersCompPrem	802.00				
27901- 1000- 52720- 1010- 512001- 1411- 00000	WorkrsCompERFee	7.00				
27901- 1000- 52720- 1010- 512001- 1711- 00000	WorkrsCompERFee		3.00	.69	1.38	.93
Total for Funds 27901, Func 1000 and Expense accounts		54,526.00	54,526.00	9,361.17	14,976.75	30,188.08
Funds 28211 - Covid-19 Test., Func 2100 - SuppSvcsStudnts						
28211- 2100- 56118- 0000- 512001- 0000- 00000	GenSuppliesMats	19,584.00	19,584.00			19,584.00
Total for Funds 28211, Func 2100 and Expense accounts		19,584.00	19,584.00	.00	.00	19,584.00
Funds 29102 - PrivDirGrntsCat, Func 1000 - Instruction						
29102- 1000- 56118- 1010- 512001- 0000- 00000	GenSuppliesMats	168.00	168.00			168.00
Total for Funds 29102, Func 1000 and Expense accounts		168.00	168.00	.00	.00	168.00
Funds 31200 - PubSchCapOutlay, Func 4000 - Capital Outlay						
31200- 4000- 54640- 0000- 512001- 0000- 00000	RentalLease2Pur		131,719.00		106,889.99	24,829.01
Total for Funds 31200, Func 4000 and Expense accounts		.00	131,719.00	.00	106,889.99	24,829.01
Funds 31400 - SpcCapOutlaySt, Func 4000 - Capital Outlay						
31400- 4000- 53414- 0000- 512001- 0000- 00000	OthProfTechSvcs	95,000.00	95,000.00			95,000.00
31400- 4000- 56119- 0000- 512001- 0000- 00000	SupplAssets<\$5k	182,417.00	195,446.00			195,446.00
31400- 4000- 57331- 0000- 512001- 0000- 00000	FixedAssets>\$5k			38,978.26	191,479.99	230,458.25-
Total for Funds 31400, Func 4000 and Expense accounts		277,417.00	290,446.00	38,978.26	191,479.99	59,987.75
Funds 31600 - CapImprvmtsHB33, Func 2300 - SupptSvcs-Admin						
31600- 2300- 53712- 0000- 512001- 0000- 00000	CityTaxCollCost	4,600.00	4,600.00		764.97	3,835.03
Total for Func 2300 and Expense accounts		4,600.00	4,600.00	.00	764.97	3,835.03
Funds 31600 - CapImprvmtsHB33, Func 4000 - Capital Outlay						
31600- 4000- 54312- 0000- 512001- 0000- 00000	MntRepBlgsGrnds	284,360.00	284,360.00			284,360.00
31600- 4000- 54640- 0000- 512001- 0000- 00000	RentalLease2Pur	17,209.00	17,209.00		8,604.48	8,604.52
31600- 4000- 57331- 0000- 512001- 0000- 00000	FixedAssets>\$5k			291,276.37		291,276.37-
31600- 4000- 57340- 0000- 512001- 0000- 00000	TechHrdwre		12,176.00		5,399.00	6,777.00

Selection Grouped by Account Type, Filtered by User Permissions, (Org = 120, Online/Offline = N, Period = 9, UnPosted JEs? = N, Assets and Liabilities? = N, Restricted Accts? = Y, Funds = 1.8, Objct = 5, Obj Digits = 0, Page Break Lvl =)

Balances through 03/31/2024						Fiscal Year 2023/24
Funds- Func- Obj ct - Pr gm- Locat n- JbCl - Opt nl	Description	Adopted Budget	Revised Budget	Encumbered	Expenditure	Account Balance
Total for Func 4000 and Expense accounts		301,569.00	313,745.00	291,276.37	14,003.48	8,465.15
Total for Funds 31600		306,169.00	318,345.00	291,276.37	14,768.45	12,300.18
Funds 31700 - CapImprvmtsSB-9, Func 4000 - Capital Outlay						
31700- 4000- 54315- 0000- 512001- 0000- 00000	MntRepBlgsGrdEq	6,059.00	6,059.00			6,059.00
Total for Funds 31700, Func 4000 and Expense accounts		6,059.00	6,059.00	.00	.00	6,059.00
Funds 31701 - CapImprvsSB9Loc, Func 2300 - SupptSvcs-Admin						
31701- 2300- 53712- 0000- 512001- 0000- 00000	CityTaxCollCost	9,422.00	9,422.00		387.82	9,034.18
Total for Func 2300 and Expense accounts		9,422.00	9,422.00	.00	387.82	9,034.18
Funds 31701 - CapImprvsSB9Loc, Func 4000 - Capital Outlay						
31701- 4000- 54315- 0000- 512001- 0000- 00000	MntRepBlgsGrdEq	538,686.00	538,686.00		9,901.19	528,784.81
31701- 4000- 54640- 0000- 512001- 0000- 00000	RentalLease2Pur	80,000.00	80,000.00			80,000.00
31701- 4000- 57331- 0000- 512001- 0000- 00000	FixedAssets>\$5k		15,332.00			15,332.00
31701- 4000- 57340- 0000- 512001- 0000- 00000	TechHrdwre		7,000.00	47,987.02	9,186.56	50,173.58-
31701- 4000- 57350- 0000- 512001- 0000- 00000	TechSoftwre				66.26	66.26-
Total for Func 4000 and Expense accounts		618,686.00	641,018.00	47,987.02	19,154.01	573,876.97
Total for Funds 31701		628,108.00	650,440.00	47,987.02	19,541.83	582,911.15
Funds 31703 - SB9StateMAtch, Func 4000 - Capital Outlay						
31703- 4000- 56119- 0000- 512001- 0000- 00000	SupplAssets<\$5k		15,496.00			15,496.00
Total for Funds 31703, Func 4000 and Expense accounts		.00	15,496.00	.00	.00	15,496.00
Total for Org 120 - Cesar Chavez Community		5,529,206.00	6,253,551.00	1,570,921.45	2,440,005.72	2,242,623.83

Statement Date 03/31/2024

Cash Object 11011

Status Posted

Journal Entry #

Bank Statement Ending Balance	2,235,196.88	Service Charge	0.00
Less: Uncleared Payments	13,959.72	Interest Earned	0.00
Add: Uncleared Deposits	0.00		
Add: Uncleared Other	0.00	Cleared Payments	339,684.34
Adjusted Bank Balance	2,221,237.16	Cleared Deposits	282,050.22
System Cash Balance	2,221,237.16	Cleared Other	5.00-
Add: Unposted Charges and Interest	0.00		
Revised System Cash Balance	2,221,237.16	Submitted By	JYAMAT, 04/15/2024
Difference	0.00	Posted By	KLOFTIS, 04/24/2024

Uncleared Payments

Issued	Check #	Check Amount	Pay To Name	Vendor ID	Emp ID	Bank Acct
06/29/22	13311	188.25	NM PED - Finance & Operations	001520		120MAIN
10/14/22	13460	10.00	Brown, Robin	010120		120MAIN
05/19/23	13861	15.00	Montoya, Monique	001596		120MAIN
09/29/23	14062	144.58	Norma C. Lira-Perez		000180	120MAIN
11/27/23	14171	35.97	Amazon Capital Services, Inc	001361		120MAIN
02/08/24	14308	102.10	Century Link	001355		120MAIN
03/10/24	00112124(*)		EFTPS	900004		120MAIN
03/10/24	00112125(*)		EFTPS	900004		120MAIN
03/10/24	00112126(*)		EFTPS	900004		120MAIN
03/10/24	ACH-00003747(*)		Margaret A. Aguilar		000163	120MAIN
03/10/24	ACH-00003748(*)		Amanda L. Alton		000194	120MAIN
03/10/24	ACH-00003749(*)		Tani Arness		000045	120MAIN
03/10/24	ACH-00003750(*)		Kyle Betenbough		000171	120MAIN
03/10/24	ACH-00003751(*)		Amy Bowers		000178	120MAIN
03/10/24	ACH-00003752(*)		Robin E. Brown		000182	120MAIN
03/10/24	ACH-00003753(*)		Samantha J. Chavez		000164	120MAIN
03/10/24	ACH-00003754(*)		Karina S. Cuara-Martinez		000079	120MAIN
03/10/24	ACH-00003755(*)		Austin Dougherty		000187	120MAIN
03/10/24	ACH-00003756(*)		Angelica Espino		000190	120MAIN
03/10/24	ACH-00003757(*)		Nathan R. Everett		000127	120MAIN
03/10/24	ACH-00003758(*)		Eliseo Guajardo		000186	120MAIN
03/10/24	ACH-00003759(*)		Estrella Guajardo		000200	120MAIN
03/10/24	ACH-00003760(*)		Laurie A. Ihm		000118	120MAIN
03/10/24	ACH-00003761(*)		David R. Lang		000132	120MAIN
03/10/24	ACH-00003762(*)		Norma C. Lira-Perez		000180	120MAIN
03/10/24	ACH-00003763(*)		Stephanie M. Molina		000193	120MAIN

Selection Grouped by Org, Cash Object, Statement Date - Sorted by Item date, Item #, (Org = 120, Cash Object IN ('11011'), Bank Statement Date = 3/31/2024, Uncleared Only? = No)



Statement Date 03/31/2024

Cash Object 11011

Status Posted							Journal Entry #
Uncleared Payments (continued)							
Issued	Check #	Check Amount	Pay To Name	Vendor ID	Emp ID	Bank Acct	
03/10/24	ACH-00003764(*)		Benjamin Nagurski		000176	120MAIN	
03/10/24	ACH-00003765(*)		Lawrence Reeder		000172	120MAIN	
03/10/24	ACH-00003766(*)		Heather B. Blair		000197	120MAIN	
03/10/24	ACH-00003767(*)		Paula J. Butterworth		000199	120MAIN	
03/10/24	ACH-00003768(*)		Ashley Kruger		000195	120MAIN	
03/10/24	ACH-00003769(*)		Evelyn Olmos		000196	120MAIN	
03/10/24	ACH-00003770(*)		Brigid Smith		000198	120MAIN	
03/10/24	ACH-00003771(*)		Margaret A. Aguilar		000163	120MAIN	
03/10/24	ACH-00003772(*)		Amanda L. Alton		000194	120MAIN	
03/10/24	ACH-00003773(*)		Tani Arness		000045	120MAIN	
03/10/24	ACH-00003774(*)		Kyle Betenbough		000171	120MAIN	
03/10/24	ACH-00003775(*)		Amy Bowers		000178	120MAIN	
03/10/24	ACH-00003776(*)		Robin E. Brown		000182	120MAIN	
03/10/24	ACH-00003777(*)		Samantha J. Chavez		000164	120MAIN	
03/10/24	ACH-00003778(*)		Karina S. Cuara-Martinez		000079	120MAIN	
03/10/24	ACH-00003779(*)		Austin Dougherty		000187	120MAIN	
03/10/24	ACH-00003780(*)		Angelica Espino		000190	120MAIN	
03/10/24	ACH-00003781(*)		Nathan R. Everett		000127	120MAIN	
03/10/24	ACH-00003782(*)		Eliseo Guajardo		000186	120MAIN	
03/10/24	ACH-00003783(*)		Estrella Guajardo		000200	120MAIN	
03/10/24	ACH-00003784(*)		Laurie A. Ihm		000118	120MAIN	
03/10/24	ACH-00003785(*)		David R. Lang		000132	120MAIN	
03/10/24	ACH-00003786(*)		Norma C. Lira-Perez		000180	120MAIN	
03/10/24	ACH-00003787(*)		Stephanie M. Molina		000193	120MAIN	
03/10/24	ACH-00003788(*)		Benjamin Nagurski		000176	120MAIN	
03/10/24	ACH-00003789(*)		Lawrence Reeder		000172	120MAIN	
03/10/24	ACH-00003790(*)		Heather B. Blair		000197	120MAIN	
03/10/24	ACH-00003791(*)		Paula J. Butterworth		000199	120MAIN	
03/10/24	ACH-00003792(*)		Ashley Kruger		000195	120MAIN	
03/10/24	ACH-00003793(*)		Evelyn Olmos		000196	120MAIN	
03/10/24	ACH-00003794(*)		Brigid Smith		000198	120MAIN	
03/10/24	ACH-00003795(*)		Margaret A. Aguilar		000163	120MAIN	
03/10/24	ACH-00003796(*)		Amanda L. Alton		000194	120MAIN	
03/10/24	ACH-00003797(*)		Tani Arness		000045	120MAIN	
03/10/24	ACH-00003798(*)		Kyle Betenbough		000171	120MAIN	

Selection Grouped by Org, Cash Object, Statement Date - Sorted by Item date, Item #, (Org = 120, Cash Object IN ('11011'), Bank Statement Date = 3/31/2024, Uncleared Only? = No)

Statement Date 03/31/2024

Cash Object 11011

Status Posted

Journal Entry #

Uncleared Payments (continued)

Issued	Check #	Check Amount	Pay To Name	Vendor ID	Emp ID	Bank Acct
03/10/24	ACH-00003799(*)		Amy Bowers		000178	120MAIN
03/10/24	ACH-00003800(*)		Robin E. Brown		000182	120MAIN
03/10/24	ACH-00003801(*)		Samantha J. Chavez		000164	120MAIN
03/10/24	ACH-00003802(*)		Karina S. Cuara-Martinez		000079	120MAIN
03/10/24	ACH-00003803(*)		Austin Dougherty		000187	120MAIN
03/10/24	ACH-00003804(*)		Angelica Espino		000190	120MAIN
03/10/24	ACH-00003805(*)		Nathan R. Everett		000127	120MAIN
03/10/24	ACH-00003806(*)		Eliseo Guajardo		000186	120MAIN
03/10/24	ACH-00003807(*)		Estrella Guajardo		000200	120MAIN
03/10/24	ACH-00003808(*)		Laurie A. Ihm		000118	120MAIN
03/10/24	ACH-00003809(*)		David R. Lang		000132	120MAIN
03/10/24	ACH-00003810(*)		Norma C. Lira-Perez		000180	120MAIN
03/10/24	ACH-00003811(*)		Stephanie M. Molina		000193	120MAIN
03/10/24	ACH-00003812(*)		Benjamin Nagurski		000176	120MAIN
03/10/24	ACH-00003813(*)		Lawrence Reeder		000172	120MAIN
03/10/24	ACH-00003814(*)		Heather B. Blair		000197	120MAIN
03/10/24	ACH-00003815(*)		Paula J. Butterworth		000199	120MAIN
03/10/24	ACH-00003816(*)		Ashley Kruger		000195	120MAIN
03/10/24	ACH-00003817(*)		Evelyn Olmos		000196	120MAIN
03/10/24	ACH-00003818(*)		Brigid Smith		000198	120MAIN
03/21/24	14386(*)		AJF Enterprise Inc	010154		120MAIN
03/21/24	14387(*)		Amazon Capital Services, Inc	001361		120MAIN
03/21/24	14390	3,228.75	Charter School Nursing	000847		120MAIN
03/21/24	14391(*)		Cooperative Educational Services	000327		120MAIN
03/21/24	14393(*)		JMP Academy	010198		120MAIN
03/21/24	14395	500.00	Pitney Bowes Global Financial Services	000762		120MAIN
03/21/24	14396	232.47	Sam's Club & Wal-mart	000935		120MAIN
03/21/24	14397(*)		SG Consulting Services, LLC	001409		120MAIN
03/27/24	14399	111.55	Amazon Capital Services, Inc	001361		120MAIN
03/27/24	14400	59.00	Butterworth, Paula J	901005		120MAIN
03/27/24	14403	2,401.79	HEI, INC.	HEI		120MAIN
03/27/24	14404	139.91	LaBarge Landscape	010003		120MAIN
03/27/24	14405	589.83	New Mexico Gas Company	001288		120MAIN
03/29/24	14407	1,592.22	AJF Enterprise Inc	010154		120MAIN
03/29/24	14408	435.40	Amazon Capital Services, Inc	001361		120MAIN

Selection Grouped by Org, Cash Object, Statement Date - Sorted by Item date, Item #, (Org = 120, Cash Object IN ('11011'), Bank Statement Date = 3/31/2024, Uncleared Only? = No)

Statement Date 03/31/2024

Cash Object 11011

Status Posted

Journal Entry #

Uncleared Payments (continued)

Issued	Check #	Check Amount	Pay To Name	Vendor ID	Emp ID	Bank Acct
03/29/24	14409	1,606.32	Cooperative Educational Services	000327		120MAIN
03/29/24	14410	683.14	JMP Academy	010198		120MAIN
03/29/24	14411	1,883.44	SG Consulting Services, LLC	001409		120MAIN
		<u>13,959.72</u>	(*) Cancelled Payments			<u>180,391.93</u>

Cleared Payments

Issued	Check #	Check Amount	Cleared Amount	Difference	Cleared	Pay To Name	Vendor ID	Emp ID	Bank Acct
02/08/24	14298	11.13	11.13		03/31/24	ABCWUA	001289		120MAIN
02/08/24	14306	19,077.33	19,077.33		03/31/24	CCCS Education Foundation	001285		120MAIN
02/08/24	14315	59.00	59.00		03/31/24	Estrella Guajardo	010211		120MAIN
02/08/24	14323	170.00	170.00		03/31/24	Sam's Club & Wal-mart	000935		120MAIN
02/28/24	14352	633.94	633.94		03/31/24	Century Link	001355		120MAIN
02/28/24	14353	69.50	69.50		03/31/24	Crystal Springs Bottled Water	000334		120MAIN
02/28/24	14354	2,586.00	2,586.00		03/31/24	JD and K Construction LLC	010206		120MAIN
02/28/24	14355	139.91	139.91		03/31/24	LaBarge Landscape	010003		120MAIN
02/28/24	14356	2,536.95	2,536.95		03/31/24	Lang, David	001534		120MAIN
02/28/24	14357	1,225.28	1,225.28		03/31/24	Panoptic Clean LLC	010195		120MAIN
02/28/24	14359	1,384.90	1,384.90		03/31/24	Scenario Learning, LLC	010161		120MAIN
03/06/24	14360	11.13	11.13		03/31/24	ABCWUA	001289		120MAIN
03/06/24	14361	14,316.41	14,316.41		03/31/24	ACES	001522		120MAIN
03/06/24	14362	1,428.92	1,428.92		03/31/24	AJF Enterprise Inc	010154		120MAIN
03/06/24	14363	95.88	95.88		03/31/24	Amazon Capital Services, Inc	001361		120MAIN
03/06/24	14364	19,077.33	19,077.33		03/31/24	CCCS Education Foundation	001285		120MAIN
03/06/24	14365	135.50	135.50		03/31/24	Crystal Springs Bottled Water	000334		120MAIN
03/06/24	14366	6,375.30	6,375.30		03/31/24	Dry Fly Enterprises, Inc	010170		120MAIN
03/06/24	14367	2,890.61	2,890.61		03/31/24	IBOSS Lockbox	010134		120MAIN
03/06/24	14368	72,200.00	72,200.00		03/31/24	Johnson Controls Inc	010111		120MAIN
03/06/24	14369	1,314.71	1,314.71		03/31/24	Lock Box EM3 Networks LLC	010028		120MAIN
03/06/24	14370	50.00	50.00		03/31/24	TSA Consulting Group, Inc.	001363		120MAIN
03/06/24	14371	146.19	146.19		03/31/24	Verizon Wireless	000658		120MAIN
03/06/24	14372	1,589.28	1,589.28		03/31/24	Wells Fargo Financial Leasing	000647		120MAIN
03/08/24	14374	200.00	200.00		03/31/24	EPARS TSA Consulting Group Inc	901000		120MAIN
03/08/24	14375	38,474.77	38,474.77		03/31/24	NM Educational RetirementBoard	900005		120MAIN
03/08/24	14376	4,000.85	4,000.85		03/31/24	NM RHC	900006		120MAIN
03/08/24	14377	3,869.18	3,869.18		03/31/24	NM Taxation/Revenue Department	900003		120MAIN
03/08/24	14378	19,870.98	19,870.98		03/31/24	NMPSIA	900001		120MAIN

Selection Grouped by Org, Cash Object, Statement Date - Sorted by Item date, Item #, (Org = 120, Cash Object IN ('11011'), Bank Statement Date = 3/31/2024, Uncleared Only? = No)

Statement Date 03/31/2024

Cash Object 11011

Status Posted

Journal Entry #

Cleared Payments (continued)

Issued	Check #	Check Amount	Cleared Amount	Difference	Cleared	Pay To Name	Vendor ID	Emp ID	Bank Acct
03/10/24	14373	14,097.44	14,097.44		03/31/24	EFTPS	900004		120MAIN
03/10/24	Batch 03/10/2024	43,960.78	43,960.78		03/31/24				120MAIN
03/13/24	14379	449.11	449.11		03/31/24	ABCWUA	001289		120MAIN
03/13/24	14380	10.00	10.00		03/31/24	Avant Assessment, LLC	010209		120MAIN
03/13/24	14381	102.03	102.03		03/31/24	Century Link	001355		120MAIN
03/13/24	14382	126.11	126.11		03/31/24	Century Link	001355		120MAIN
03/13/24	14383	1,225.28	1,225.28		03/31/24	Panoptic Clean LLC	010195		120MAIN
03/13/24	14384	4,640.00	4,640.00		03/31/24	PCSNM	000496		120MAIN
03/13/24	14385	351.03	351.03		03/31/24	Sam's Club & Wal-mart	000935		120MAIN
03/21/24	14388	348.68	348.68		03/31/24	Arness, Tani	000696		120MAIN
03/21/24	14389	108.75	108.75		03/31/24	Central NM Community College	010014		120MAIN
03/21/24	14392	35.00	35.00		03/31/24	Heather Blair	HBB		120MAIN
03/21/24	14394	80.00	80.00		03/31/24	Molina, Stephanie	010177		120MAIN
03/22/24	14398	14,241.81	14,241.81		03/31/24	EFTPS	900004		120MAIN
03/22/24	Batch 03/22/2024	44,033.12	44,033.12		03/31/24				120MAIN
03/27/24	14401	649.94	649.94		03/31/24	Century Link	001355		120MAIN
03/27/24	14402	59.00	59.00		03/31/24	Evelyn Ontiveros	010210		120MAIN
03/27/24	14406	1,225.28	1,225.28		03/31/24	Panoptic Clean LLC	010195		120MAIN
		339,684.34	339,684.34			(* Canceled Payments	180,391.93		

Cleared Deposits

Deposited	Deposit #	Deposit Amount	Cleared Amount	Difference	Cleared	Bank Acct
03/05/24	Batch 03/05/2024	1,175.38	1,175.38		03/31/24	120MAIN
03/08/24	Batch 03/08/2024	279,078.74	279,078.74		03/31/24	120MAIN
03/12/24	Batch 03/12/2024	14.75	14.75		03/31/24	120MAIN
03/20/24	Batch 03/20/2024	1,745.72	1,745.72		03/31/24	120MAIN
03/22/24	Batch 03/22/2024	35.63	35.63		03/31/24	120MAIN
		282,050.22	282,050.22			

Cleared Other

Effective	JE #	Amount	Cleared Amount	Difference	Cleared	JE Comment	Bank Acct
03/08/24	CA24-00012	5.00-	5.00-		03/31/24		

Selection Grouped by Org, Cash Object, Statement Date - Sorted by Item date, Item #, (Org = 120, Cash Object IN ('11011'), Bank Statement Date = 3/31/2024, Uncleared Only? = No)

Analyzed Business Checking - PF

Account number: [REDACTED] 4978 ■ March 1, 2024 - March 31, 2024 ■ Page 1 of 3



CEASAR CHAVEZ COMMUNITY SCHOOL
 OPERATING ACCOUNT
 1325 PALOMAS DR SE
 ALBUQUERQUE NM 87108-4718

Questions?

Call your Customer Service Officer or Client Services
 1-800-AT WELLS (1-800-289-3557)
 5:00 AM TO 6:00 PM Pacific Time Monday - Friday

Online: wellsfargo.com

Write: Wells Fargo Bank, N.A. (585)
 P.O. Box 6995
 Portland, OR 97228-6995

Account summary

Analyzed Business Checking - PF

Account number	Beginning balance	Total credits	Total debits	Ending balance
[REDACTED] 4978	\$2,292,836.00	\$323,072.11	-\$380,711.23	\$2,235,196.88

Credits

Deposits

Effective date	Posted date	Amount	Transaction detail
03/25	03/26	1,592.22	Reversal of Check Posted 3-25-24 Refer to Maker Our Ref: 3-25-24 00000000
03/25	03/26	435.40	Reversal of Check Posted 3-25-24 Refer to Maker Our Ref: 3-25-24 00000000
03/25	03/26	1,606.32	Reversal of Check Posted 3-25-24 Refer to Maker Our Ref: 3-25-24 00000000
03/25	03/26	683.14	Reversal of Check Posted 3-25-24 Refer to Maker Our Ref: 3-25-24 00000000
03/25	03/26	1,883.44	Reversal of Check Posted 3-25-24 Refer to Maker Our Ref: 3-25-24 00000000
		\$6,200.52	Total deposits

Electronic deposits/bank credits

Effective date	Posted date	Amount	Transaction detail
	03/05	1,175.38	State of NEW Mex Vndr Pymt Nmap0001920243 USDA January 2024 USDA January 2024
	03/08	34,821.37	ACH Reversal Setl - Cesar Chavez CO - File 1200948759 Coid 1200948759
	03/08	279,078.74	State of NEW Mex Vndr Pymt Nmap0001923636 11000 Seg March 2024 11000 Seg March 2024
	03/12	14.75	State of NEW Mex Vndr Pymt Nmap0001925367 USDA Jan 2024-State USDA Jan 2024-State
	03/20	1,745.72	Bernalillo Count Distr_Pymt Cesar Chavez Community
	03/22	12.02	Sandoval County ACH Paymen 1290600 Feb 2024 Dist APS Sb-9
	03/22	23.61	Sandoval County ACH Paymen 1290025 Feb 2024 Dist APS Hb-33
		\$316,871.59	Total electronic deposits/bank credits
		\$323,072.11	Total credits



Debits

Electronic debits/bank debits

<i>Effective date</i>	<i>Posted date</i>	<i>Amount</i>	<i>Transaction detail</i>
03/01		11.13 <	Business to Business ACH Debit - Abcwua Water Aut Web Pay 240229 1578579560 Cesar Chavez Community
03/07		9,144.76	ACH Prep Origintn - Cesar Chavez Com - File 1200948759 Coid 1200948759
03/07		19,870.98	WT Seq452290 State of NEW Mexico, Pu /Bnf=State of NEW Mexico, Public Schools Insuran Srf# Gw00000065740043 Trn#240307452290 Rfb# 592
03/07		34,816.02	ACH Prep Origintn - Cesar Chavez Com - File 1200948759 Coid 1200948759
03/07		34,821.37	ACH Prep Origintn - Cesar Chavez Com - File 1200948759 Coid 1200948759
03/07		11.13 <	Business to Business ACH Debit - Abcwua Water Aut Web Pay 240306 1578579560 Cesar Chavez Community
03/08		4,000.85	WT Seq457339 State of NEW Mexico, NE /Bnf=State of NEW Mexico, NEW Mexico Retiree Hea Srf# Gw00000065797677 Trn#240308457339 Rfb# 593
03/08		14,097.44 <	Business to Business ACH Debit - IRS Usatapytmt 030824 270446852739363 Cesar Chavez Community
03/11		5.00 <	Business to Business ACH Debit - Tax_Rev_Grt_Ecks Trd Pmnt 240308 1385101952 Cesar Chavez Community
03/11		3,869.18 <	Business to Business ACH Debit - Tax_Rev_Wwt_Ecks Trd Pmnt 240308 1491925632 Cesar Chavez Community
03/11		38,474.77 <	Business to Business ACH Debit - Nmerb Web Pay 240308 02336 Cesar Chavez Community
03/14		38,154.66	WT Fed#01514 Bokf NA /Ftr/Bnf=Cesar Chavez Comm. Sch. Ed. Found. Srf# Gw00000065878257 Trn#240313176593 Rfb# Inv 1164 & 1165
03/14		170.00 <	Business to Business ACH Debit - Sams Syf Paymnt Mar 14 604600204947332 Cesar Chavez Community
03/14		449.11 <	Business to Business ACH Debit - Abcwua Water Aut Web Pay 240313 5054939560 Cesar Chavez Community
03/15		351.03 <	Business to Business ACH Debit - Sams Syf Paymnt Mar 15 604600204947332 Cesar Chavez Community
03/21		44,033.12	ACH Prep Origintn - Cesar Chavez Com - File 1200948759 Coid 1200948759
03/22		14,241.81 <	Business to Business ACH Debit - IRS Usatapytmt 032224 270448251725352 Cesar Chavez Community
03/29		649.94 <	Business to Business ACH Debit - Level 3 Communic Auto Pay 240328 14681188960 x
		\$257,172.30	Total electronic debits/bank debits

< Business to Business ACH: If this is a business account, this transaction has a return time frame of one business day from post date. This time frame does not apply to consumer accounts.

Checks paid

<i>Number</i>	<i>Amount</i>	<i>Date</i>	<i>Number</i>	<i>Amount</i>	<i>Date</i>	<i>Number</i>	<i>Amount</i>	<i>Date</i>
14315	59.00	03/28	14362	1,428.92	03/11	14372	1,589.28	03/12
14352*	633.94	03/04	14363	95.88	03/11	14374*	200.00	03/13
14353	69.50	03/05	14365*	135.50	03/11	14380*	10.00	03/25
14354	2,586.00	03/26	14366	6,375.30	03/08	14381	102.03	03/25
14355	139.91	03/06	14367	2,890.61	03/13	14382	126.11	03/25
14356	2,536.95	03/04	14368	72,200.00	03/12	14383	1,225.28	03/19
14357	1,225.28	03/04	14369	1,314.71	03/13	14384	4,640.00	03/19
14359*	1,384.90	03/04	14370	50.00	03/11	14386*	1,592.22	03/25
14361*	14,316.41	03/12	14371	146.19	03/20	14387	435.40	03/25



Checks paid (continued)

<i>Number</i>	<i>Amount</i>	<i>Date</i>	<i>Number</i>	<i>Amount</i>	<i>Date</i>	<i>Number</i>	<i>Amount</i>	<i>Date</i>
14388	348.68	03/26	14392	35.00	03/29	14397*	1,883.44	03/25
14389	108.75	03/26	14393	683.14	03/25	14402*	59.00	03/28
14391*	1,606.32	03/25	14394	80.00	03/27	14406*	1,225.28	03/29
			\$123,538.93		Total checks paid			

* Gap in check sequence.

\$380,711.23 Total debits

Daily ledger balance summary

<i>Date</i>	<i>Balance</i>	<i>Date</i>	<i>Balance</i>	<i>Date</i>	<i>Balance</i>
02/29	2,292,836.00	03/11	2,434,712.78	03/21	2,254,792.85
03/01	2,292,824.87	03/12	2,346,621.84	03/22	2,240,586.67
03/04	2,287,043.80	03/13	2,342,216.52	03/25	2,234,148.01
03/05	2,288,149.68	03/14	2,303,442.75	03/26	2,237,305.10
03/06	2,288,009.77	03/15	2,303,091.72	03/27	2,237,225.10
03/07	2,189,345.51	03/19	2,297,226.44	03/28	2,237,107.10
03/08	2,478,772.03	03/20	2,298,825.97	03/29	2,235,196.88
Average daily ledger balance		\$2,297,963.93			