

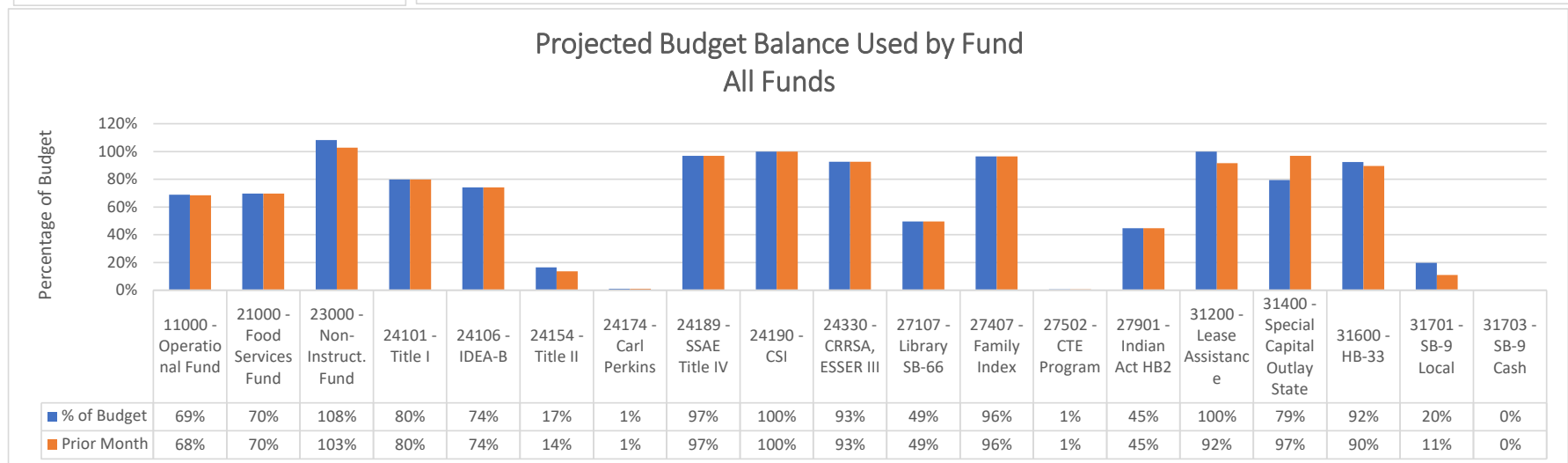
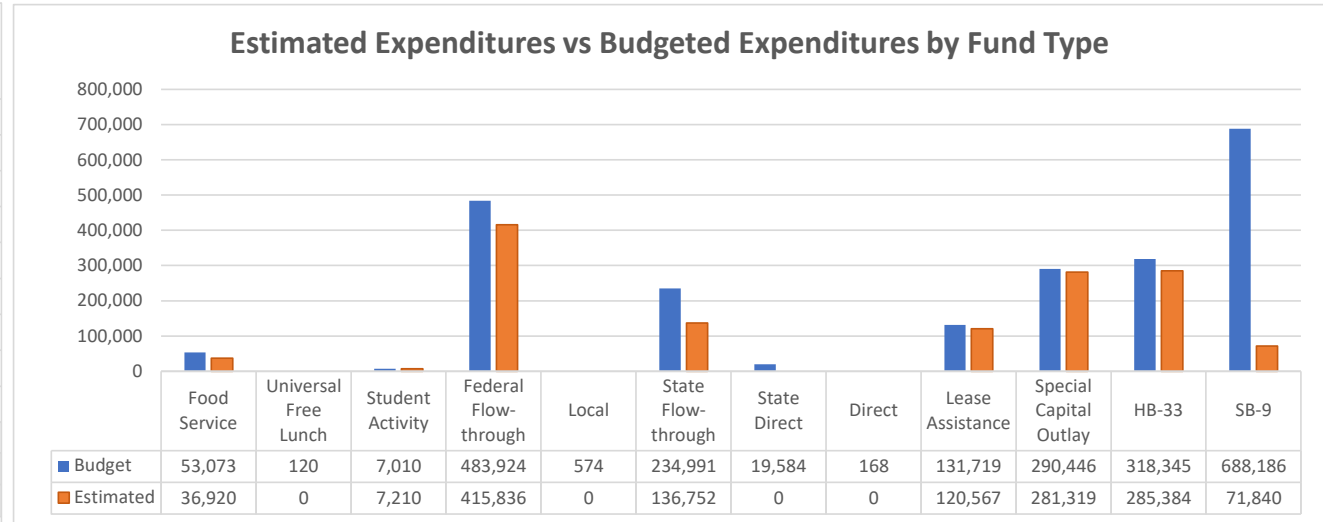
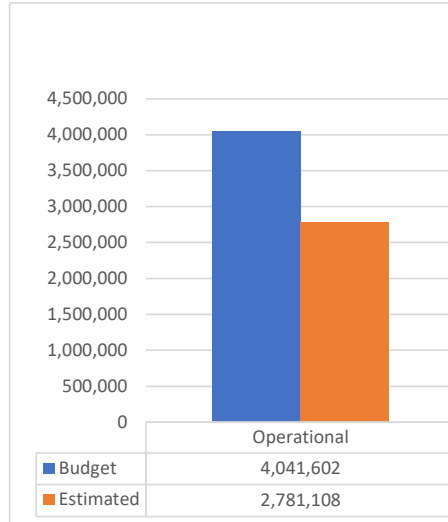
Cesar Chavez Community School
Financial Update
June 11, 2024

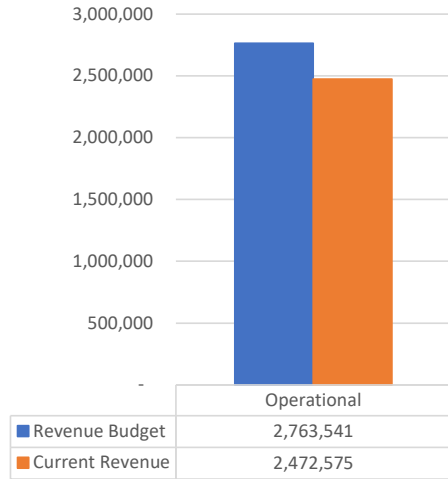
A.	<u>BARs</u>			
	<u>BAR #</u>	<u>Fund Description</u>	<u>Reason/Type</u>	<u>Amount</u>
		Blanket BAR approval for Final Year-end		\$ -
B.	<u>Payroll & Accounts Payable Payment Vouchers</u>			
	<u>1</u>	May 2024		
C.	<u>Financial Statement Reports - as of June 30, 2023</u>			
	<u>1</u>	Financial Analysis		
	<u>2</u>	Bank Reconciliations		
D.	<u>Other</u>			

Cesar Chavez Community School

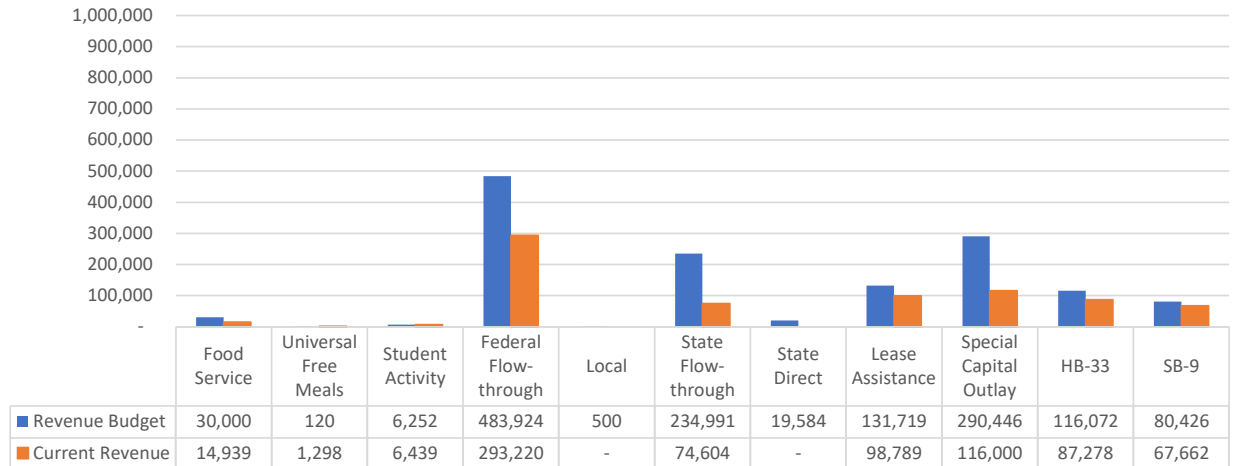
Expenditure Analytical Review

May 31, 2024

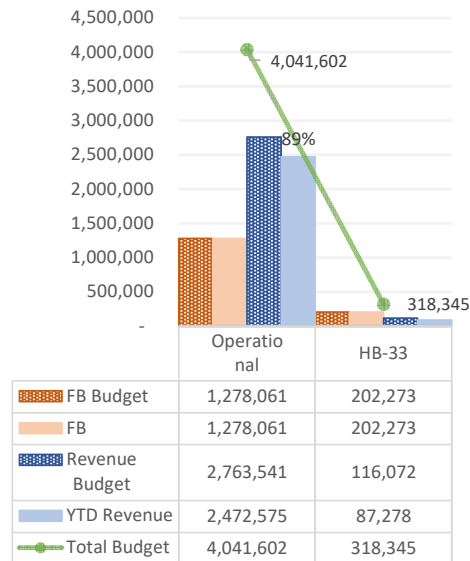




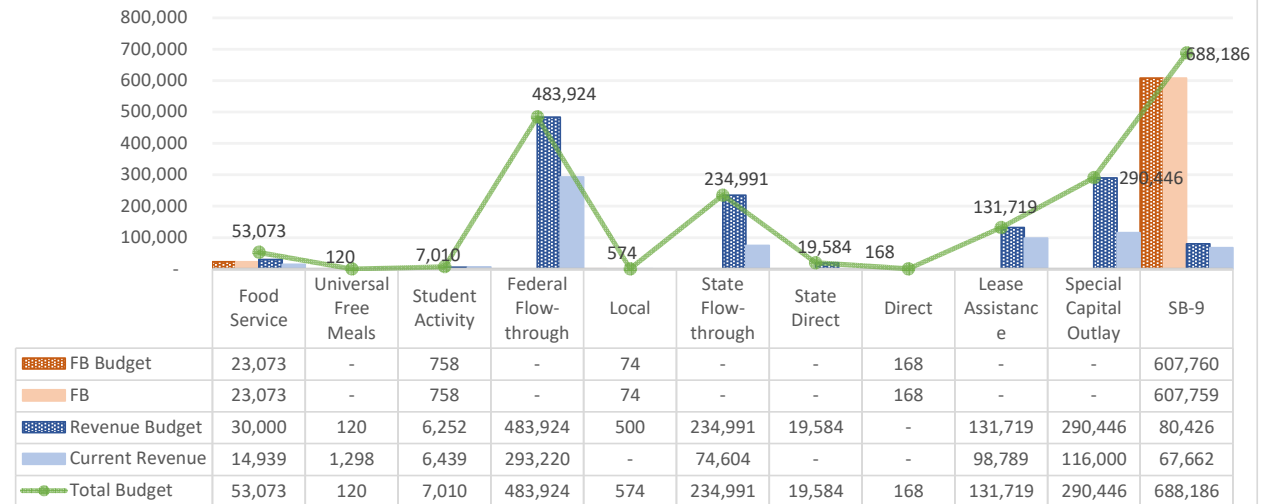
Current Year Revenue vs. Budgeted Revenue



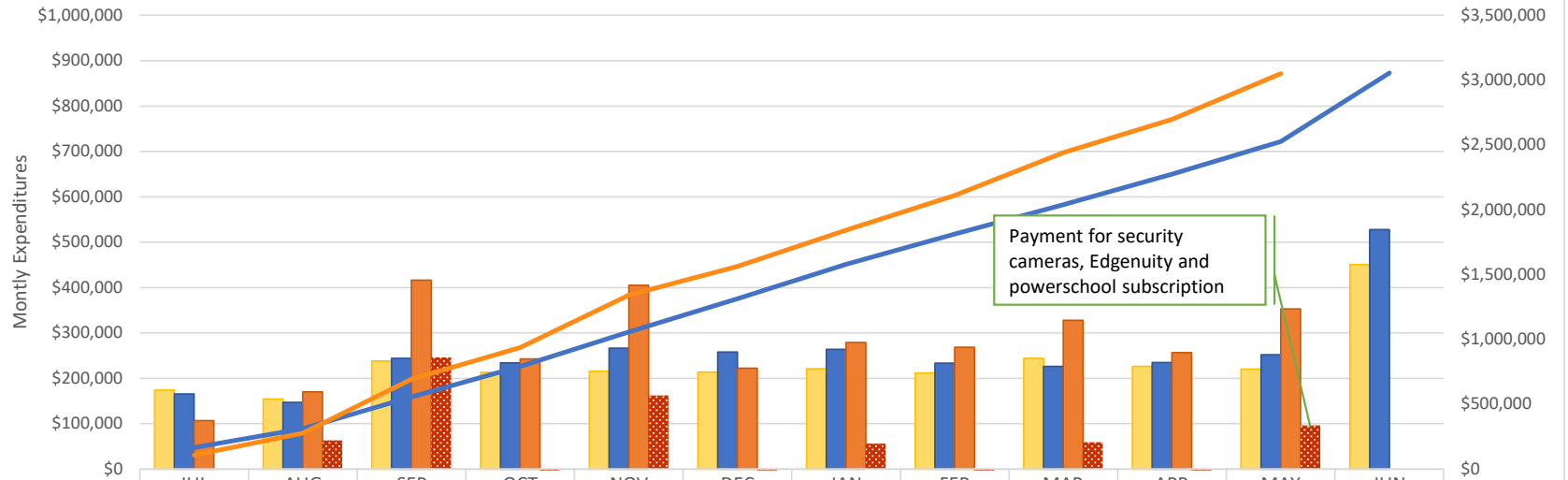
(Operational & HB-33 Fund Only)



Current Year Revenue vs. Budgeted Revenue & Beg Fund Balance vs. Budgeted Fund Balance

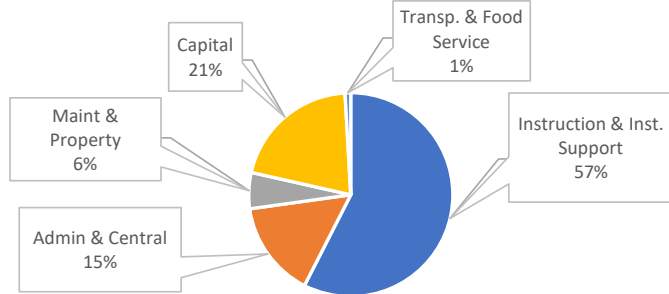


Yearly Expenditure Comparison by Month - All Funds

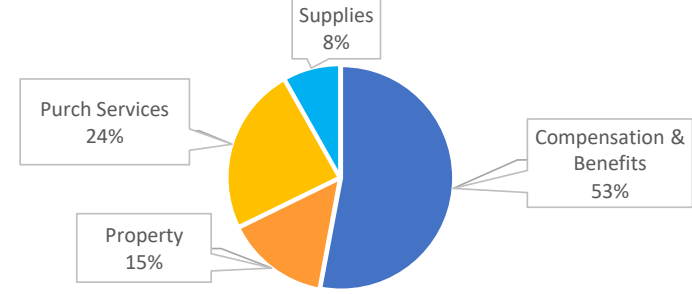


	JUL	AUG	SEP	OCT	NOV	DEC	JAN	FEB	MAR	APR	MAY	JUN
2021/2022	\$174,250	\$154,657	\$237,922	\$213,328	\$215,427	\$214,021	\$221,286	\$211,638	\$243,855	\$226,061	\$220,439	\$450,564
2022/2023	\$165,606	\$147,177	\$244,041	\$234,270	\$266,280	\$257,813	\$264,238	\$233,357	\$226,361	\$235,038	\$252,009	\$527,974
2023/2024	\$107,183	\$170,231	\$416,303	\$242,851	\$405,026	\$222,599	\$278,938	\$268,712	\$328,162	\$256,611	\$352,821	
Monthly Change	\$0	\$63,048	\$246,071	-\$173,452	\$162,176	-\$182,428	\$56,339	-\$10,226	\$59,449	-\$71,550	\$96,210	
YTD PY	\$165,606	\$312,783	\$556,823	\$791,093	\$1,057,373	\$1,315,186	\$1,579,424	\$1,812,781	\$2,039,142	\$2,274,179	\$2,526,188	\$3,054,162
YTD	\$107,183	\$277,415	\$693,718	\$936,569	\$1,341,595	\$1,564,194	\$1,843,132	\$2,111,844	\$2,440,006	\$2,696,617	\$3,049,438	

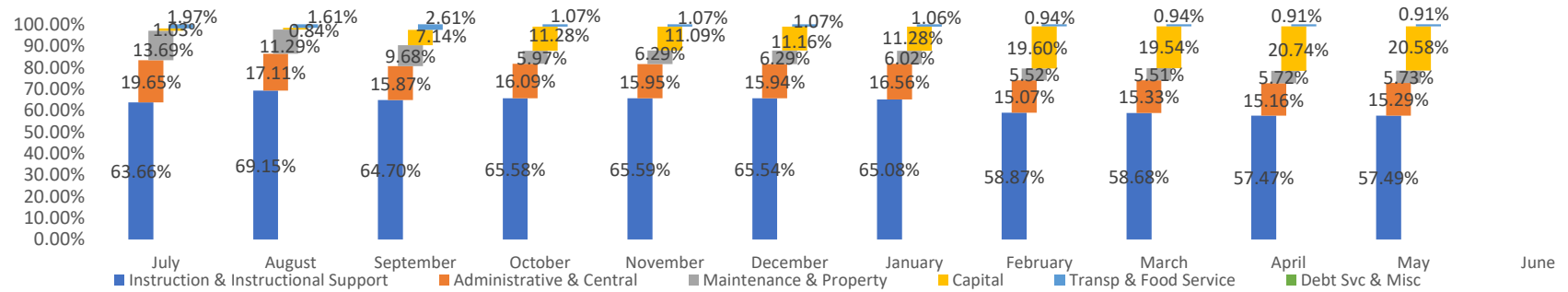
Estimated Expenditures by Function - All Funds



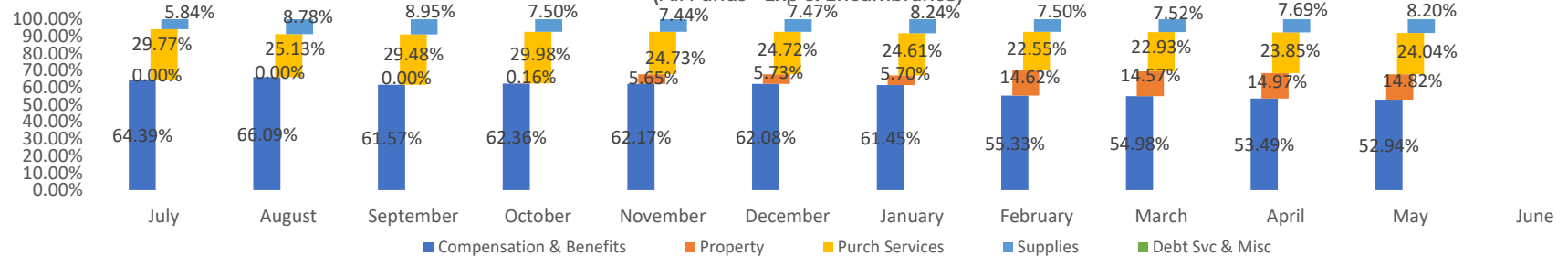
Estimated Expenditures by Object - All Funds



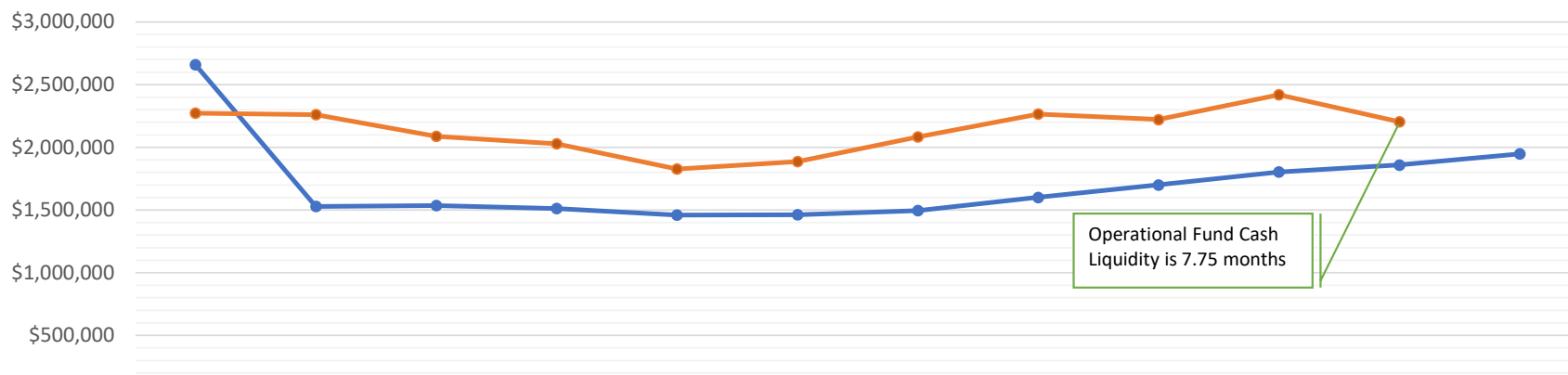
Function Code Change in Percentage by Month (All Funds - Exp & Encumbrance)



Object Code Change in Percentage by Month (All Funds - Exp & Encumbrance)



Monthly Cash Balance All Funds



	JUL	AUG	SEP	OCT	NOV	DEC	JAN	FEB	MAR	APR	MAY	JUN
● FY2023	\$2,659,548	\$1,528,172	\$1,536,319	\$1,511,757	\$1,461,033	\$1,461,818	\$1,495,930	\$1,600,897	\$1,700,124	\$1,803,513	\$1,858,947	\$1,947,798
● FY2024	\$2,271,812	\$2,260,829	\$2,088,555	\$2,027,887	\$1,826,464	\$1,885,480	\$2,083,311	\$2,264,446	\$2,221,237	\$2,419,641	\$2,204,295	

Checks Dated 05/01/2024 through 05/31/2024

Check Number	Check Date	Pay to the Order of	Check Amount
14461	05/01/2024	ABCWUA	11.13
14462	05/01/2024	ACES	14,699.79
14463	05/01/2024	AJF Enterprise Inc	1,592.22
14464	05/01/2024	Amazon Capital Services, Inc	631.70
14465	05/01/2024	Arness, Tani	569.91
14466	05/01/2024	Bowers, Amy	179.46
14467	05/01/2024	Century Link	647.07
14468	05/01/2024	Charter School Nursing	1,937.25
14469	05/01/2024	Cooperative Educational Services	151.56
14470	05/01/2024	Dry Fly Enterprises, Inc	50,860.60
14471	05/01/2024	Everett, Nathan	59.99
14472	05/01/2024	Heather Blair	59.00
14473	05/01/2024	Imagine Learning LLC Lockbox 880670	16,290.00
14474	05/01/2024	LaBarge Landscape	139.91
14475	05/01/2024	LSG and Associates Inc	1,537.50
14476	05/01/2024	National Atomic Museum	97.00
14477	05/01/2024	Panoptic Clean LLC	1,225.28
14478	05/01/2024	Sam's Club & Wal-mart	701.12
14479	05/01/2024	Wells Fargo Financial Leasing	1,589.28
14480	05/07/2024	ACES	2,707.50
14481	05/07/2024	ACT, Inc.	338.00
14482	05/07/2024	AJF Enterprise Inc	1,137.72
14483	05/07/2024	Amazon Capital Services, Inc	16.98
14484	05/07/2024	Charter School Testing Svcs.	1,514.82
14485	05/07/2024	City of Albuquerque	50.00
14486	05/07/2024	Crystal Springs Bottled Water	167.80
14487	05/07/2024	Dry Fly Enterprises, Inc	2,950.50
14488	05/07/2024	Lock Box EM3 Networks LLC	1,314.71
14489	05/07/2024	NMPSIA	21,335.02
14490	05/07/2024	Sam's Club & Wal-mart	67.88
14491	05/07/2024	TSA Consulting Group, Inc.	50.00
14492	05/07/2024	Verizon Wireless	146.15
14496	05/08/2024	NM RHC	3,912.25
14498	05/17/2024	Panoptic Clean LLC	1,225.28
14499	05/20/2024	360 Business Products	238.28
14500	05/20/2024	ABCWUA	364.65
14501	05/20/2024	Adobe Inc.	407.76
14502	05/20/2024	AJF Enterprise Inc	1,592.22
14503	05/20/2024	Amazon Capital Services, Inc	21.25
14504	05/20/2024	CCCS Education Foundation	19,077.33
14505	05/20/2024	City of Albuquerque	120.00
14506	05/20/2024	DMH Law LLC	6,995.64
14507	05/20/2024	JD and K Construction LLC	10,251.75
14508	05/20/2024	JMP Academy	683.14
14509	05/20/2024	LSG and Associates Inc	975.00
14510	05/20/2024	Natl Hispanic Cultural Center	1,600.00
14511	05/20/2024	Pitney Bowes Global Financial Services	207.09
14512	05/20/2024	Tani Arness	5,773.16
14514	05/29/2024	AJF Enterprise Inc	1,592.22

The preceding Checks have been issued in accordance with the District's Policy and authorization of the Board of Trustees. It is recommended that the preceding Checks be approved.



Page 1 of 3

Checks Dated 05/01/2024 through 05/31/2024

Check Number	Check Date	Pay to the Order of	Check Amount
14515	05/29/2024	Amazon Capital Services, Inc	112.78
14516	05/29/2024	Amy Bowers	21.00
14517	05/29/2024	CenturyLink	766.31
14518	05/29/2024	Charter School Nursing	2,583.00
14519	05/29/2024	Cooperative Educational Services	212.18
14520	05/29/2024	Herff Jones LLC	221.00
14521	05/29/2024	LaBarge Landscape	161.44
14522	05/29/2024	Lango SW LLC Dept 880734	371.26
14523	05/29/2024	New Mexico Gas Company	174.99
14524	05/29/2024	Panoptic Clean LLC	1,225.28
14525	05/29/2024	PNM	3,786.67
14526	05/29/2024	PowerSchool Group LLC	5,267.49
14527	05/29/2024	Sam's Club & Wal-mart	175.19
14528	05/29/2024	Sierra Fire Protection	139.91
14529	05/29/2024	Tani Arness	1,108.78
14530	05/29/2024	Wilkirson, Adam	296.10
14531	05/09/2024	EPARS TSA Consulting Group Inc	400.00 *
	Reissued on 06/05/2024		
14532	05/09/2024	NM Educational Retirement Board	75,386.80 *
	Reissued on 06/05/2024		
14533	05/09/2024	NM RHC	3,926.94
14534	05/09/2024	NM Taxation & Revenue Department/Compliance Bureau	7,484.52
14535	05/09/2024	NM Taxation/Revenue Department	7,608.26 *
	Reissued on 06/05/2024		
14536	05/09/2024	NMPSIA	21,312.22
14537	05/09/2024	NM Taxation/Revenue Department	3,800.62
14538	05/09/2024	NM Educational Retirement Board	37,622.85
14539	05/09/2024	EPARS TSA Consulting Group Inc	200.00
14540	05/31/2024	EPARS TSA Consulting Group Inc	200.00
14541	05/31/2024	NM Educational Retirement Board	37,763.95
14542	05/31/2024	NM Taxation/Revenue Department	3,807.64
		Total Number of Checks	77
			395,951.05

	Count	Amount
Reissue	3	83,395.06
Net Issue		312,555.99

Fund Recap

Fund	Description	Check Count	Expensed Amount
11000	Operational Fund	67	213,379.99
21000	Food Services Fund	1	2,707.50
23000	Non-Instruct. Fund	8	932.23
24101	Title I - IASA	8	2,174.63
24106	IDEA-B Entitlement	8	765.36
24154	Teach./Princp. Train & Recruit	1	538.13
24189	SSAE Title IV	8	573.52
24330	CRRSA, ESSER III	9	11,614.19
27407	Family Income Index	8	6,915.16
27901	Indian Education Act HB2	8	1,216.96

The preceding Checks have been issued in accordance with the District's Policy and authorization of the Board of Trustees. It is recommended that the preceding Checks be approved.



Checks Dated 05/01/2024 through 05/31/2024

Check Number	Check Date	Pay to the Order of	Check Amount
--------------	------------	---------------------	--------------

Fund Recap

<u>Fund</u>	<u>Description</u>	<u>Check Count</u>	<u>Expensed Amount</u>
31200	Public School Capital Outlay	1	11,152.18
31600	Capital Improv. HB 33	1	4,302.26
31701	Capital Improv. SB9 Local	4	56,283.88
	Total Number of Checks	77	312,555.99
	Less Unpaid Tax Liability		.00
	Net (Check Amount)		312,555.99

The preceding Checks have been issued in accordance with the District's Policy and authorization of the Board of Trustees. It is recommended that the preceding Checks be approved.



Bank Account 120MAIN - Wells Fargo Operating Account

Payment Id	Comment						
Check # 14461	11000	05/01/2024	Check Amt	11.13	Status Cleared	ABCWUA (001289/1)	
157092502738		FY24 Water Utilities				11000- 2600- 54415- 0000- 512001- 0000- 00000	11.13
Check # 14462	11000	05/01/2024	Check Amt	14,699.79	Status Cleared	ACES (001522/2)	
13195		FY24 Business Manager Services				11000- 2500- 53414- 0000- 512001- 0000- 00000	14,699.79
Check # 14463	11000	05/01/2024	Check Amt	1,592.22	Status Cleared	AJF Enterprise Inc (010154/1)	
11708		FY24 Security Services				11000- 2600- 55915- 0000- 512001- 0000- 00000	1,592.22
Check # 14464	11000	05/01/2024	Check Amt	631.70	Status Cleared	Amazon Capital Services, Inc (001361/2)	
1DNT-MNPF-NGQY		Club Tuesday Supplies				11000- 2400- 56118- 0000- 512001- 0000- 00000	86.62
1GM3-PR1V-FTPM		Family Fun Day Supplies				23000- 1000- 56118- 9000- 512001- 0000- 00000	233.50
1RX4-1F69-6KKQ		Office Supplies				11000- 1000- 56119- 1010- 512001- 0000- 00000	311.58
Check # 14465	24154	05/01/2024	Check Amt	569.91	Status Cleared	Arness, Tani (000696/1)	
91772613		Advertisement Reimbursement				24154- 2500- 55400- 0000- 512001- 0000- 00000	538.13
92357332		Advertisement Reimbursement				11000- 2300- 55400- 0000- 512001- 0000- 00000	31.78
Check # 14466	11000	05/01/2024	Check Amt	179.46	Status Cleared	Bowers, Amy (010106/1)	
20240417		Self-Care Items supplies FY24				11000- 2100- 56118- 0000- 512001- 0000- 00000	179.46
Check # 14467	11000	05/01/2024	Check Amt	647.07	Status Cleared	Century Link (001355/1)	
684759954		FY24 Phone, Fax Servcie				11000- 2600- 54416- 0000- 512001- 0000- 00000	647.07
Check # 14468	11000	05/01/2024	Check Amt	1,937.25	Status Cleared	Charter School Nursing (000847/1)	
12312018-899		FY24 Nurse Services				11000- 2100- 53414- 0000- 512001- 0000- 00000	1,937.25
Check # 14469	11000	05/01/2024	Check Amt	151.56	Status Cleared	Cooperative Educational Servics (000327/3)	
36-051704		FY24 Ancillary Services				11000- 2100- 53211- 2000- 512001- 0000- 00000	151.56
Check # 14470	31701	05/01/2024	Check Amt	50,860.60	Status Cleared	Dry Fly Enterprises, Inc (010170/1)	
IN67204		Cameras & Security System CES 2023-20-C112-ALL				31701- 4000- 57340- 0000- 512001- 0000- 00000	50,860.60
Check # 14471	23000	05/01/2024	Check Amt	59.99	Status Cleared	Everett, Nathan (001561/1)	
085600		Propane for Family Fun Day				23000- 1000- 56118- 9000- 512001- 0000- 00000	59.99
Check # 14472	11000	05/01/2024	Check Amt	59.00	Status Cleared	Heather Blair (HBB/1)	
O2V185H2YJ		Background Check Reimbursement				11000- 2500- 53711- 0000- 512001- 0000- 00000	59.00
Check # 14473	11000	05/01/2024	Check Amt	16,290.00	Status Cleared	Imagine Learning LLC Lockbox 880670 (001436/2)	
983359		FY24 Edgenuity Subscription - Imagine Learning				11000- 2200- 56113- 0000- 512001- 0000- 00000	16,290.00
Check # 14474	11000	05/01/2024	Check Amt	139.91	Status Cleared	LaBarge Landscape (010003/1)	
46395		FY24 Landscaping Services				11000- 2600- 54312- 0000- 512001- 0000- 00000	139.91
Check # 14475	11000	05/01/2024	Check Amt	1,537.50	Status Cleared	LSG and Associates Inc (010013/1)	
7928		FY24 SLP				11000- 2100- 53212- 2000- 512001- 0000- 00000	1,537.50

Selection Sorted by Check Number, Inv #, Include Address=No, (Org = 120, Source = N, Pay To = N, Payment Method = N, Starting Check Date = 5/1/2024, Ending Check Date = 5/31/2024, Summary? = N, Sort/Group 1 = , Sort/Group 2 =)



Bank Account 120MAIN - Wells Fargo Operating Account

Payment Id	Comment					
Check # 14476	23000	05/01/2024	Check Amt	97.00	Status Cleared	National Atomic Museum (010205/1)
7436			Guided tour of National Atomic Museum			23000- 1000- 55817- 9000- 512001- 0000- 00000 97.00
Check # 14477	11000	05/01/2024	Check Amt	1,225.28	Status Cleared	Panoptic Clean LLC (010195/1)
2416			FY 24 Cleaning Services Panoptic			11000- 2600- 55915- 0000- 512001- 0000- 00000 1,225.28
Check # 14478	11000	05/01/2024	Check Amt	701.12	Status Cleared	Sam's Club & Wal-mart (000935/1)
411500490106			Family Fun Day Food and Supplies from Walmart			23000- 1000- 56118- 9000- 512001- 0000- 00000 172.75
526104703004			Family Fun Day Food, Drinks and Supplies			11000- 2100- 56118- 0000- 512001- 0000- 00000 528.37
Check # 14479	11000	05/01/2024	Check Amt	1,589.28	Status Cleared	Wells Fargo Financial Leasing (000647/2)
5029595257			Copy Machine Lease			11000- 2500- 54620- 0000- 512001- 0000- 00000 1,589.28
Check # 14480	21000	05/07/2024	Check Amt	2,707.50	Status Cleared	ACES (001522/2)
13253			FY24 Food Services			21000- 3100- 56116- 0000- 512001- 0000- 00000 2,707.50
Check # 14481	11000	05/07/2024	Check Amt	338.00	Status Cleared	ACT, Inc. (000807/2)
1319956			FY24 English, Math, Reading Material			11000- 1000- 56112- 1010- 512001- 0000- 00000 338.00
Check # 14482	11000	05/07/2024	Check Amt	1,137.72	Status Cleared	AJF Enterprise Inc (010154/1)
11673			FY24 Security Services			11000- 2600- 55915- 0000- 512001- 0000- 00000 1,137.72
Check # 14483	23000	05/07/2024	Check Amt	16.98	Status Cleared	Amazon Capital Services, Inc (001361/2)
1R97-T69F-7GHN			Family Fun Day Supplies			23000- 1000- 56118- 9000- 512001- 0000- 00000 16.98
Check # 14484	11000	05/07/2024	Check Amt	1,514.82	Status Cleared	Charter School Testing Svcs. (000307/1)
2324148			FY24 Testing Services			11000- 2200- 55915- 0000- 512001- 0000- 00000 1,514.82
Check # 14485	11000	05/07/2024	Check Amt	50.00	Status Cleared	City of Albuquerque (000313/3)
INV-23-4296696			FY24 Annual Permits			11000- 2600- 55915- 0000- 512001- 0000- 00000 50.00
Check # 14486	11000	05/07/2024	Check Amt	167.80	Status Cleared	Crystal Springs Bottled Water (000334/3)
9282969			FY24 Bottled Water			11000- 2400- 56118- 0000- 512001- 0000- 00000 53.30
9284522			FY24 Bottled Water			11000- 2400- 56118- 0000- 512001- 0000- 00000 92.50
9285649			FY24 Bottled Water			11000- 2400- 56118- 0000- 512001- 0000- 00000 22.00
Check # 14487	11000	05/07/2024	Check Amt	2,950.50	Status Cleared	Dry Fly Enterprises, Inc (010170/1)
IN67459			FY24 IT Services			11000- 2500- 54320- 0000- 512001- 0000- 00000 2,884.24
IN67606			Image Silo Storage Fee			31701- 4000- 57340- 0000- 512001- 0000- 00000 66.26
Check # 14488	11000	05/07/2024	Check Amt	1,314.71	Status Cleared	Lock Box EM3 Networks LLC (010028/2)
19476			FY24 Internet Services			11000- 2600- 54416- 0000- 512001- 0000- 00000 1,314.71
Check # 14489	11000	05/07/2024	Check Amt	21,335.02	Status Cleared	NMPSIA (900001/1)
20240409-REG			NMPSIA (900001/1) 04/09/2024 (REG)			11000- - 23125- - - - 10,194.30
						24101- - 23125- - - - 36.36
						24106- - 23125- - - - 49.03

Selection Sorted by Check Number, Inv #, Include Address=No, (Org = 120, Source = N, Pay To = N, Payment Method = N, Starting Check Date = 5/1/2024, Ending Check Date = 5/31/2024, Summary? = N, Sort/Group 1 = , Sort/Group 2 =)



Bank Account 120MAIN - Wells Fargo Operating Account

Payment Id	Comment							
Check # 14489	11000	05/07/2024	Check Amt	21,335.02	Status Cleared	NMPSIA (900001/1) - continued		
20240409-REG			NMPSIA (900001/1) 04/09/2024 (REG)			24189-	- 23125-	36.73
						24330-	- 23125-	803.15
						27407-	- 23125-	602.40
						27901-	- 23125-	.43
20240425-REG			NMPSIA (900001/1) 04/25/2024 (REG)			11000-	- 23125-	8,975.09
						24101-	- 23125-	36.35
						24106-	- 23125-	49.03
						24189-	- 23125-	36.73
						24330-	- 23125-	803.13
						27407-	- 23125-	602.39
						27901-	- 23125-	.43
DP24-00022			NMPSIA Adjustments			11000- 2400- 51100- 0000- 512001- 1217- 00000		890.53-
Check # 14490	11000	05/07/2024	Check Amt	67.88	Status Cleared	Sam's Club & Wal-mart (000935/1)		
412100556127			Club Tuesday Supplies			11000- 2400- 56118- 0000- 512001- 0000- 00000		32.66
850104703090			Club Tuesday Supplies			11000- 2400- 56118- 0000- 512001- 0000- 00000		35.22
Check # 14491	11000	05/07/2024	Check Amt	50.00	Status Cleared	TSA Consulting Group, Inc. (001363/1)		
107602			FY24 Section 403B Admin. Charges			11000- 2500- 55915- 0000- 512001- 0000- 00000		50.00
Check # 14492	11000	05/07/2024	Check Amt	146.15	Status Cleared	Verizon Wireless (000658/1)		
9962240188			FY24 Cell Phone Services			11000- 2600- 54416- 0000- 512001- 0000- 00000		106.14
						24330- 2600- 54416- 0000- 512001- 0000- 00000		40.01
* Break in sequence								
Check # 14494	11000	05/07/2024	Check Amt	1,307.70	Status Voided	NM Dept of Workforce Solutions (900002/1)		
20240110-REG			NM Dept of Workforce Solutions (900002/1) 01/10/2024 (REG)			11000-	- 23140-	172.61
			Reversal of EX24-00884			11000-	- 23140-	172.61-
						24101-	- 23140-	4.94-
			NM Dept of Workforce Solutions (900002/1) 01/10/2024 (REG)			24101-	- 23140-	4.94
						24106-	- 23140-	1.34
			Reversal of EX24-00884			24106-	- 23140-	1.34-
			NM Dept of Workforce Solutions (900002/1) 01/10/2024 (REG)			24189-	- 23140-	1.00
			Reversal of EX24-00884			24189-	- 23140-	1.00-
						24330-	- 23140-	20.09-

Bank Account 120MAIN - Wells Fargo Operating Account

Payment Id	Comment								
Check # 14494	11000	05/07/2024	Check Amt	1,307.70	Status	Voided	NM Dept of Workforce Solutions (900002/1) - continued		
20240110-REG		NM Dept of Workforce Solutions (900002/1) 01/10/2024 (REG)		24330-	-	23140-	-	-	20.09
		Reversal of EX24-00884		27407-	-	23140-	-	-	10.25
				27407-	-	23140-	-	-	10.25-
				27901-	-	23140-	-	-	2.91-
		NM Dept of Workforce Solutions (900002/1) 01/10/2024 (REG)		27901-	-	23140-	-	-	2.91
20240125-REG		NM Dept of Workforce Solutions (900002/1) 01/25/2024 (REG)		11000-	-	23140-	-	-	174.57
		Reversal of EX24-00883		11000-	-	23140-	-	-	174.57-
				24101-	-	23140-	-	-	4.94-
		NM Dept of Workforce Solutions (900002/1) 01/25/2024 (REG)		24101-	-	23140-	-	-	4.94
		Reversal of EX24-00883		24106-	-	23140-	-	-	1.34
				24106-	-	23140-	-	-	1.34-
				24189-	-	23140-	-	-	1.00-
		NM Dept of Workforce Solutions (900002/1) 01/25/2024 (REG)		24189-	-	23140-	-	-	1.00
		Reversal of EX24-00883		24330-	-	23140-	-	-	19.18
				24330-	-	23140-	-	-	19.18-
				27407-	-	23140-	-	-	10.25-
		NM Dept of Workforce Solutions (900002/1) 01/25/2024 (REG)		27407-	-	23140-	-	-	10.25
		Reversal of EX24-00883		27901-	-	23140-	-	-	2.91-
		NM Dept of Workforce Solutions (900002/1) 01/25/2024 (REG)		27901-	-	23140-	-	-	2.91
20240210-REG		NM Dept of Workforce Solutions (900002/1) 02/10/2024 (REG)		11000-	-	23140-	-	-	175.89
		Reversal of EX24-00882		11000-	-	23140-	-	-	175.89-
				24101-	-	23140-	-	-	7.39-
		NM Dept of Workforce Solutions (900002/1) 02/10/2024 (REG)		24101-	-	23140-	-	-	7.39
		Reversal of EX24-00882		24106-	-	23140-	-	-	1.34
				24106-	-	23140-	-	-	1.34-
		NM Dept of Workforce Solutions (900002/1) 02/10/2024 (REG)		24189-	-	23140-	-	-	1.00
		Reversal of EX24-00882		24189-	-	23140-	-	-	1.00-


Bank Account 120MAIN - Wells Fargo Operating Account

Payment Id	Comment								
Check # 14494	11000	05/07/2024	Check Amt	1,307.70	Status	Voided	NM Dept of Workforce Solutions (900002/1) - continued		
20240210-REG		Reversal of EX24-00882		24330-	-	23140-	-	-	22.32-
		NM Dept of Workforce Solutions (900002/1) 02/10/2024 (REG)		24330-	-	23140-	-	-	22.32
				27407-	-	23140-	-	-	10.25
		Reversal of EX24-00882		27407-	-	23140-	-	-	10.25-
				27901-	-	23140-	-	-	2.91-
		NM Dept of Workforce Solutions (900002/1) 02/10/2024 (REG)		27901-	-	23140-	-	-	2.91
20240224-REG		NM Dept of Workforce Solutions (900002/1) 02/24/2024 (REG)		11000-	-	23140-	-	-	176.39
		Reversal of EX24-00881		11000-	-	23140-	-	-	176.39-
		NM Dept of Workforce Solutions (900002/1) 02/24/2024 (REG)		24101-	-	23140-	-	-	7.39
		Reversal of EX24-00881		24101-	-	23140-	-	-	7.39-
				24106-	-	23140-	-	-	1.34-
		NM Dept of Workforce Solutions (900002/1) 02/24/2024 (REG)		24106-	-	23140-	-	-	1.34
				24189-	-	23140-	-	-	1.00
		Reversal of EX24-00881		24189-	-	23140-	-	-	1.00-
		NM Dept of Workforce Solutions (900002/1) 02/24/2024 (REG)		24330-	-	23140-	-	-	19.74
		Reversal of EX24-00881		24330-	-	23140-	-	-	19.74-
		NM Dept of Workforce Solutions (900002/1) 02/24/2024 (REG)		27407-	-	23140-	-	-	10.25
		Reversal of EX24-00881		27407-	-	23140-	-	-	10.25-
				27901-	-	23140-	-	-	2.91-
		NM Dept of Workforce Solutions (900002/1) 02/24/2024 (REG)		27901-	-	23140-	-	-	2.91
20240310-REG		NM Dept of Workforce Solutions (900002/1) 03/10/2024 (REG)		11000-	-	23140-	-	-	176.05
		Reversal of EX24-00880		11000-	-	23140-	-	-	176.05-
				24101-	-	23140-	-	-	7.42-
		NM Dept of Workforce Solutions (900002/1) 03/10/2024 (REG)		24101-	-	23140-	-	-	7.42
				24106-	-	23140-	-	-	1.34
		Reversal of EX24-00880		24106-	-	23140-	-	-	1.34-
		NM Dept of Workforce Solutions (900002/1) 03/10/2024 (REG)		24189-	-	23140-	-	-	1.00

Selection Sorted by Check Number, Inv #, Include Address=No, (Org = 120, Source = N, Pay To = N, Payment Method = N, Starting Check Date = 5/1/2024, Ending Check Date = 5/31/2024, Summary? = N, Sort/Group 1 = , Sort/Group 2 =)



Bank Account 120MAIN - Wells Fargo Operating Account

Payment Id	Comment									
Check # 14494	11000	05/07/2024	Check Amt	1,307.70	Status	Voided	NM Dept of Workforce Solutions (900002/1) - continued			
20240310-REG		Reversal of EX24-00880			24189-	- 23140-	-	-	1.00-	
					24330-	- 23140-	-	-	19.96-	
		NM Dept of Workforce Solutions (900002/1) 03/10/2024 (REG)			24330-	- 23140-	-	-	19.96	
					27407-	- 23140-	-	-	10.66	
		Reversal of EX24-00880			27407-	- 23140-	-	-	10.66-	
					27901-	- 23140-	-	-	2.91-	
		NM Dept of Workforce Solutions (900002/1) 03/10/2024 (REG)			27901-	- 23140-	-	-	2.91	
20240322-REG		NM Dept of Workforce Solutions (900002/1) 03/22/2024 (REG)			11000-	- 23140-	-	-	176.96	
		Reversal of EX24-00879			11000-	- 23140-	-	-	176.96-	
		NM Dept of Workforce Solutions (900002/1) 03/22/2024 (REG)			24101-	- 23140-	-	-	9.30	
		Reversal of EX24-00879			24101-	- 23140-	-	-	9.30-	
					24106-	- 23140-	-	-	1.34-	
		NM Dept of Workforce Solutions (900002/1) 03/22/2024 (REG)			24106-	- 23140-	-	-	1.34	
					24189-	- 23140-	-	-	1.00	
		Reversal of EX24-00879			24189-	- 23140-	-	-	1.00-	
		NM Dept of Workforce Solutions (900002/1) 03/22/2024 (REG)			24330-	- 23140-	-	-	18.83	
		Reversal of EX24-00879			24330-	- 23140-	-	-	18.83-	
		NM Dept of Workforce Solutions (900002/1) 03/22/2024 (REG)			27407-	- 23140-	-	-	10.66	
		Reversal of EX24-00879			27407-	- 23140-	-	-	10.66-	
					27901-	- 23140-	-	-	2.91-	
		NM Dept of Workforce Solutions (900002/1) 03/22/2024 (REG)			27901-	- 23140-	-	-	2.91	
DP24-00016		2024Q1 SUTA Adj			11000-	- 23140-	-	-	.09-	
		Reversal of EX24-00878			11000-	- 23140-	-	-	.09	
* Break in sequence										
Check # 14496	11000	05/08/2024	Check Amt	3,912.25	Status	Cleared	NM RHC (900006/1)			
20240409-REG		NM RHC (900006/1) 04/09/2024 (REG)			11000-	- 23123-	-	-	1,586.83	
					24101-	- 23123-	-	-	45.25	
					24106-	- 23123-	-	-	12.16	
					24189-	- 23123-	-	-	9.12	
Selection	Sorted by Check Number, Inv #, Include Address=No, (Org = 120, Source = N, Pay To = N, Payment Method = N, Starting Check Date = 5/1/2024, Ending Check Date = 5/31/2024, Summary? = N, Sort/Group 1 = , Sort/Group 2 =)									

Bank Account 120MAIN - Wells Fargo Operating Account

Payment Id	Comment							
Check # 14496	11000	05/08/2024	Check Amt	3,912.25	Status Cleared	NM RHC (900006/1) - continued		
20240409-REG		NM RHC (900006/1) 04/09/2024 (REG)				24330-	- 23123-	- - - 184.46
						27407-	- 23123-	- - - 96.93
						27901-	- 23123-	- - - 26.44
20240425-REG		NM RHC (900006/1) 04/25/2024 (REG)				11000-	- 23123-	- - - 1,588.14
						24101-	- 23123-	- - - 45.25
						24106-	- 23123-	- - - 12.16
						24189-	- 23123-	- - - 9.12
						24330-	- 23123-	- - - 173.05
						27407-	- 23123-	- - - 96.92
						27901-	- 23123-	- - - 26.44
DP24-00024		RHC Adjustment				11000-	- 23123-	- - - .02-
* Break in sequence								
Check # 14498	11000	05/17/2024	Check Amt	1,225.28	Status Cleared	Panoptic Clean LLC (010195/1)		
2426		FY 24 Cleaning Services Panoptic				11000- 2600- 55915- 0000- 512001- 0000- 00000		1,225.28
Check # 14499	11000	05/20/2024	Check Amt	238.28	Status Printed	360 Business Products (000883/1)		
OE-65600-1		Classroom Supplies				11000- 1000- 56118- 1010- 512001- 0000- 00000		238.28
Check # 14500	11000	05/20/2024	Check Amt	364.65	Status Cleared	ABCWUA (001289/1)		
505380846342		FY24 Water Utilities				11000- 2600- 54415- 0000- 512001- 0000- 00000		19.11
515957525538		FY24 Water Utilities				11000- 2600- 54415- 0000- 512001- 0000- 00000		345.54
Check # 14501	11000	05/20/2024	Check Amt	407.76	Status Cleared	Adobe Inc. (010055/2)		
2760580299		FY24 Creative Cloud K12 Licenses				11000- 1000- 56113- 1010- 512001- 0000- 00000		101.94
2760580350		FY24 Creative Cloud K12 Licenses				11000- 1000- 56113- 1010- 512001- 0000- 00000		305.82
Check # 14502	11000	05/20/2024	Check Amt	1,592.22	Status Cleared	AJF Enterprise Inc (010154/1)		
11735		FY24 Security Services				11000- 2600- 55915- 0000- 512001- 0000- 00000		1,592.22
Check # 14503	11000	05/20/2024	Check Amt	21.25	Status Cleared	Amazon Capital Services, Inc (001361/2)		
1YP7-9X7Q-FYTW		Classroom Supplies				11000- 1000- 56118- 1010- 512001- 0000- 00000		21.25
Check # 14504	31200	05/20/2024	Check Amt	19,077.33	Status Cleared	CCCS Education Foundation (001285/2)		
1167		FY24 Lease Payment(s)				31200- 4000- 54640- 0000- 512001- 0000- 00000		11,152.18
						31600- 4000- 54640- 0000- 512001- 0000- 00000		4,302.26
						31701- 4000- 54640- 0000- 512001- 0000- 00000		3,622.89
Check # 14505	11000	05/20/2024	Check Amt	120.00	Status Printed	City of Albuquerque (000313/3)		
20240507		FY24 Annual Permits				11000- 3100- 53711- 0000- 512001- 0000- 00000		120.00
Check # 14506	11000	05/20/2024	Check Amt	6,995.64	Status Printed	DMH Law LLC (010169/1)		
339-CORRECT		FY24 Attorney Fees				11000- 2300- 53413- 0000- 512001- 0000- 00000		5,381.26
Selection Sorted by Check Number, Inv #, Include Address=No, (Org = 120, Source = N, Pay To = N, Payment Method = N, Starting Check Date = 5/1/2024, Ending Check Date = 5/31/2024, Summary? = N, Sort/Group 1 = , Sort/Group 2 =)								



Bank Account 120MAIN - Wells Fargo Operating Account

Payment Id	Comment					
Check # 14506	11000	05/20/2024	Check Amt	6,995.64	Status Printed	DMH Law LLC (010169/1) - continued
354-CORRECT		Educational Consulting				11000- 2300- 55915- 0000- 512001- 0000- 00000 1,614.38
Check # 14507	11000	05/20/2024	Check Amt	10,251.75	Status Cleared	JD and K Construction LLC (010206/1)
20240430		Construction Services				11000- 2600- 54312- 0000- 512001- 0000- 00000 8,517.62 31701- 4000- 54315- 0000- 512001- 0000- 00000 1,734.13
Check # 14508	11000	05/20/2024	Check Amt	683.14	Status Cleared	JMP Academy (010198/1)
1873		Stars Reporting				11000- 2100- 55915- 0000- 512001- 0000- 00000 683.14
Check # 14509	11000	05/20/2024	Check Amt	975.00	Status Cleared	LSG and Associates Inc (010013/1)
8014		FY24 SLP				11000- 2100- 53212- 2000- 512001- 0000- 00000 975.00
Check # 14510	11000	05/20/2024	Check Amt	1,600.00	Status Cleared	Natl Hispanic Cultural Center (000956/1)
20240515-CORRECT		Commencement Ceremony Facility Rental				11000- 2400- 55915- 1010- 512001- 0000- 00000 1,600.00
Check # 14511	11000	05/20/2024	Check Amt	207.09	Status Printed	Pitney Bowes Global Financial Services (000762/2)
3319118719		FY24 Postage and Postal Rental				11000- 2500- 54620- 0000- 512001- 0000- 00000 207.09
Check # 14512	11000	05/20/2024	Check Amt	5,773.16	Status Cleared	Tani Arness (000696/1)
132815		Adverstisment Mailing				11000- 2500- 55400- 0000- 512001- 0000- 00000 4,693.68
92600665		Advertisement Reimbursement				11000- 2300- 55400- 0000- 512001- 0000- 00000 541.08
92756940		Advertisement Reimbursement				11000- 2300- 55400- 0000- 512001- 0000- 00000 538.40
* Break in sequence						
Check # 14514	11000	05/29/2024	Check Amt	1,592.22	Status Printed	AJF Enterprise Inc (010154/1)
11751		FY24 Security Services				11000- 2600- 55915- 0000- 512001- 0000- 00000 1,592.22
Check # 14515	11000	05/29/2024	Check Amt	112.78	Status Printed	Amazon Capital Services, Inc (001361/2)
1H7X-MH64-6HR7		Graduation Supplies				23000- 1000- 56118- 0000- 512001- 0000- 00000 32.98
1KHK-G3HT-C1JF		Art Classroom Supplies				11000- 1000- 56118- 1010- 512001- 0000- 00000 79.80
Check # 14516	11000	05/29/2024	Check Amt	21.00	Status Printed	Amy Bowers (010106/1)
20240515		Self-Care Items supplies FY24				11000- 2100- 56118- 0000- 512001- 0000- 00000 21.00
Check # 14517	11000	05/29/2024	Check Amt	766.31	Status Printed	CenturyLink (001355/2)
20240428		FY24 Phone, Fax Servcie				11000- 2600- 54416- 0000- 512001- 0000- 00000 118.64
20240501		FY24 Phone, Fax Servcie				11000- 2600- 54416- 0000- 512001- 0000- 00000 .85
688767493		FY24 Phone, Fax Servcie				11000- 2600- 54416- 0000- 512001- 0000- 00000 646.82
Check # 14518	11000	05/29/2024	Check Amt	2,583.00	Status Printed	Charter School Nursing (000847/1)
12312018-921		FY24 Nurse Services				11000- 2100- 53414- 0000- 512001- 0000- 00000 2,583.00
Check # 14519	11000	05/29/2024	Check Amt	212.18	Status Printed	Cooperative Educational Servics (000327/3)
36-051869		FY24 Ancillary Services				11000- 2100- 53211- 2000- 512001- 0000- 00000 212.18

Selection Sorted by Check Number, Inv #, Include Address=No, (Org = 120, Source = N, Pay To = N, Payment Method = N, Starting Check Date = 5/1/2024, Ending Check Date = 5/31/2024, Summary? = N, Sort/Group 1 = , Sort/Group 2 =)



Bank Account 120MAIN - Wells Fargo Operating Account

Payment Id	Comment					
Check # 14520	11000	05/29/2024	Check Amt	221.00	Status Printed	Herff Jones LLC (000403/3)
1219549		Diplomas and Diploma Covers			11000- 2400- 56118- 0000- 512001- 0000- 00000	221.00
Check # 14521	11000	05/29/2024	Check Amt	161.44	Status Printed	LaBarge Landscape (010003/1)
46601		FY24 Landscaping Services			11000- 2600- 54312- 0000- 512001- 0000- 00000	161.44
Check # 14522	11000	05/29/2024	Check Amt	371.26	Status Printed	Lango SW LLC Dept 880734 (010216/2)
1691-13260		Ref BPO24-00043 - Interpret Svcs (new vendor)			11000- 2100- 53217- 2000- 512001- 0000- 00000	220.24
1691-13406		Ref BPO24-00043 - Interpret Svcs (new vendor)			11000- 2100- 53217- 2000- 512001- 0000- 00000	151.02
Check # 14523	11000	05/29/2024	Check Amt	174.99	Status Cleared	New Mexico Gas Company (001288/1)
20240418		FY24 Utilities - Gas			11000- 2600- 54412- 0000- 512001- 0000- 00000	128.68
20240517		FY24 Utilities - Gas			11000- 2600- 54412- 0000- 512001- 0000- 00000	46.31
Check # 14524	11000	05/29/2024	Check Amt	1,225.28	Status Cleared	Panoptic Clean LLC (010195/1)
2430		FY 24 Cleaning Services Panoptic			11000- 2600- 55915- 0000- 512001- 0000- 00000	1,225.28
Check # 14525	11000	05/29/2024	Check Amt	3,786.67	Status Cleared	PNM (000528/1)
20240417		FY24 Utilities - Electriciy			11000- 2600- 54411- 0000- 512001- 0000- 00000	1,809.99
20240517		FY24 Utilities - Electriciy			11000- 2600- 54411- 0000- 512001- 0000- 00000	1,976.68
Check # 14526	11000	05/29/2024	Check Amt	5,267.49	Status Printed	PowerSchool Group LLC (010083/3)
INV391704		FY25 PowerSchool SIS Subscription			11000- 2100- 56113- 0000- 512001- 0000- 00000	5,267.49
Check # 14527	23000	05/29/2024	Check Amt	175.19	Status Printed	Sam's Club & Wal-mart (000935/1)
414300884661		Snacks and Decorations for Graduation Ceremony			23000- 1000- 53711- 0000- 512001- 0000- 00000	10.97
					23000- 1000- 56118- 0000- 512001- 0000- 00000	99.41
532004703097		Snacks and Decorations for Graduation Ceremony			23000- 1000- 53711- 0000- 512001- 0000- 00000	6.44
					23000- 1000- 56118- 0000- 512001- 0000- 00000	58.37
Check # 14528	11000	05/29/2024	Check Amt	139.91	Status Printed	Sierra Fire Protection (010191/1)
10496		Reference PO24-00019 (ADT)			11000- 2600- 55915- 0000- 512001- 0000- 00000	139.91
Check # 14529	11000	05/29/2024	Check Amt	1,108.78	Status Printed	Tani Arness (000696/1)
1F61HLH00102E2		Reimbursement for Tani Arness			23000- 1000- 56118- 9000- 512001- 0000- 00000	143.84
92913309		Advertisement Reimbursement			11000- 2300- 55400- 0000- 512001- 0000- 00000	555.96
9866274		Leadership Retreat Reimbursements			11000- 2300- 53330- 0000- 512001- 0000- 00000	408.98
Check # 14530	11000	05/29/2024	Check Amt	296.10	Status Printed	Wilkirson, Adam (001287/1)
52001		FY24 Locksmith Services			11000- 2600- 55915- 0000- 512001- 0000- 00000	296.10
Check # 14531	11000	05/09/2024	Check Amt	400.00	Status Reissued	EPARS TSA Consulting Group Inc (901000/1)
20240409-REG		EPARS TSA Consulting Group Inc (901000/1) 04/09/2024 (REG)			11000- - 23147- - - -	100.00
		Reversal of EX24-00963			11000- - 23147- - - -	100.00-

Selection Sorted by Check Number, Inv #, Include Address=No, (Org = 120, Source = N, Pay To = N, Payment Method = N, Starting Check Date = 5/1/2024, Ending Check Date = 5/31/2024, Summary? = N, Sort/Group 1 = , Sort/Group 2 =)



Bank Account 120MAIN - Wells Fargo Operating Account

Payment Id	Comment								
Check # 14531	11000	05/09/2024	Check Amt	400.00	Status Reissued	EPARS TSA Consulting Group Inc (901000/1) - continued			
20240425-REG		EPARS TSA Consulting Group Inc (901000/1) 04/25/2024 (REG)			11000-	- 23147-	-	-	100.00
		Reversal of EX24-00962			11000-	- 23147-	-	-	100.00-
20240510-REG		EPARS TSA Consulting Group Inc (901000/1) 05/10/2024 (REG)			11000-	- 23147-	-	-	100.00
		Reversal of EX24-00961			11000-	- 23147-	-	-	100.00-
20240524-REG		EPARS TSA Consulting Group Inc (901000/1) 05/24/2024 (REG)			11000-	- 23147-	-	-	100.00
		Reversal of EX24-00960			11000-	- 23147-	-	-	100.00-
Check # 14532	11000	05/09/2024	Check Amt	75,386.80	Status Reissued	NM Educational RetirementBoard (900005/1)			
20240409-REG		NM Educational RetirementBoard (900005/1) 04/09/2024 (REG)			11000-	- 23124-	-	-	15,260.08
		Reversal of EX24-00967			11000-	- 23124-	-	-	15,260.08-
					24101-	- 23124-	-	-	435.21-
		NM Educational RetirementBoard (900005/1) 04/09/2024 (REG)			24101-	- 23124-	-	-	435.21
					24106-	- 23124-	-	-	116.94
		Reversal of EX24-00967			24106-	- 23124-	-	-	116.94-
		NM Educational RetirementBoard (900005/1) 04/09/2024 (REG)			24189-	- 23124-	-	-	87.63
		Reversal of EX24-00967			24189-	- 23124-	-	-	87.63-
					24330-	- 23124-	-	-	1,773.76-
		NM Educational RetirementBoard (900005/1) 04/09/2024 (REG)			24330-	- 23124-	-	-	1,773.76
					27407-	- 23124-	-	-	932.14
		Reversal of EX24-00967			27407-	- 23124-	-	-	932.14-
					27901-	- 23124-	-	-	254.24-
		NM Educational RetirementBoard (900005/1) 04/09/2024 (REG)			27901-	- 23124-	-	-	254.24
20240425-REG		Reversal of EX24-00966			11000-	- 23124-	-	-	15,272.62-
		NM Educational RetirementBoard (900005/1) 04/25/2024 (REG)			11000-	- 23124-	-	-	15,272.62
					24101-	- 23124-	-	-	435.21
		Reversal of EX24-00966			24101-	- 23124-	-	-	435.21-
		NM Educational RetirementBoard (900005/1) 04/25/2024 (REG)			24106-	- 23124-	-	-	116.94
		Reversal of EX24-00966			24106-	- 23124-	-	-	116.94-

Selection Sorted by Check Number, Inv #, Include Address=No, (Org = 120, Source = N, Pay To = N, Payment Method = N, Starting Check Date = 5/1/2024, Ending Check Date = 5/31/2024, Summary? = N, Sort/Group 1 = , Sort/Group 2 =)




Bank Account 120MAIN - Wells Fargo Operating Account

Payment Id	Comment								
Check # 14532	11000	05/09/2024	Check Amt	75,386.80	Status	Reissued	NM Educational RetirementBoard (900005/1) - continued		
20240425-REG		Reversal of EX24-00966			24189-	- 23124-	-	-	87.63-
		NM Educational RetirementBoard (900005/1) 04/25/2024 (REG)			24189-	- 23124-	-	-	87.63
					24330-	- 23124-	-	-	1,664.07
		Reversal of EX24-00966			24330-	- 23124-	-	-	1,664.07-
					27407-	- 23124-	-	-	932.14-
		NM Educational RetirementBoard (900005/1) 04/25/2024 (REG)			27407-	- 23124-	-	-	932.14
					27901-	- 23124-	-	-	254.24
		Reversal of EX24-00966			27901-	- 23124-	-	-	254.24-
20240510-REG		NM Educational RetirementBoard (900005/1) 05/10/2024 (REG)			11000-	- 23124-	-	-	15,275.98
		Reversal of EX24-00965			11000-	- 23124-	-	-	15,275.98-
					24101-	- 23124-	-	-	435.21-
		NM Educational RetirementBoard (900005/1) 05/10/2024 (REG)			24101-	- 23124-	-	-	435.21
					24106-	- 23124-	-	-	116.94
		Reversal of EX24-00965			24106-	- 23124-	-	-	116.94-
		NM Educational RetirementBoard (900005/1) 05/10/2024 (REG)			24189-	- 23124-	-	-	87.63
		Reversal of EX24-00965			24189-	- 23124-	-	-	87.63-
		NM Educational RetirementBoard (900005/1) 05/10/2024 (REG)			24330-	- 23124-	-	-	1,789.75
		Reversal of EX24-00965			24330-	- 23124-	-	-	1,789.75-
					27407-	- 23124-	-	-	932.14-
		NM Educational RetirementBoard (900005/1) 05/10/2024 (REG)			27407-	- 23124-	-	-	932.14
		Reversal of EX24-00965			27901-	- 23124-	-	-	254.24-
		NM Educational RetirementBoard (900005/1) 05/10/2024 (REG)			27901-	- 23124-	-	-	254.24
20240524-REG		NM Educational RetirementBoard (900005/1) 05/24/2024 (REG)			11000-	- 23124-	-	-	15,293.91
		Reversal of EX24-00964			11000-	- 23124-	-	-	15,293.91-
					24101-	- 23124-	-	-	435.21-
		NM Educational RetirementBoard (900005/1) 05/24/2024 (REG)			24101-	- 23124-	-	-	435.21
		Reversal of EX24-00964			24106-	- 23124-	-	-	116.94-

Selection Sorted by Check Number, Inv #, Include Address=No, (Org = 120, Source = N, Pay To = N, Payment Method = N, Starting Check Date = 5/1/2024, Ending Check Date = 5/31/2024, Summary? = N, Sort/Group 1 = , Sort/Group 2 =)



Bank Account 120MAIN - Wells Fargo Operating Account

Payment Id	Comment								
Check # 14532	11000	05/09/2024	Check Amt	75,386.80	Status	Reissued	NM Educational RetirementBoard (900005/1) - continued		
20240524-REG			NM Educational RetirementBoard (900005/1) 05/24/2024 (REG)		24106-	- 23124-	-	-	116.94
					24189-	- 23124-	-	-	87.63
			Reversal of EX24-00964		24189-	- 23124-	-	-	87.63-
					24330-	- 23124-	-	-	1,751.99-
			NM Educational RetirementBoard (900005/1) 05/24/2024 (REG)		24330-	- 23124-	-	-	1,751.99
					27407-	- 23124-	-	-	932.14
			Reversal of EX24-00964		27407-	- 23124-	-	-	932.14-
					27901-	- 23124-	-	-	254.24-
			NM Educational RetirementBoard (900005/1) 05/24/2024 (REG)		27901-	- 23124-	-	-	254.24
Check # 14533	11000	05/09/2024	Check Amt	3,926.94	Status	Printed	NM RHC (900006/1)		
20240510-REG			NM RHC (900006/1) 05/10/2024 (REG)		11000-	- 23123-	-	-	1,588.50
					24101-	- 23123-	-	-	45.25
					24106-	- 23123-	-	-	12.16
					24189-	- 23123-	-	-	9.12
					24330-	- 23123-	-	-	186.12
					27407-	- 23123-	-	-	96.92
					27901-	- 23123-	-	-	26.44
20240524-REG			NM RHC (900006/1) 05/24/2024 (REG)		11000-	- 23123-	-	-	1,590.35
					24101-	- 23123-	-	-	45.25
					24106-	- 23123-	-	-	12.16
					24189-	- 23123-	-	-	9.12
					24330-	- 23123-	-	-	182.19
					27407-	- 23123-	-	-	96.92
					27901-	- 23123-	-	-	26.44
Check # 14534	11000	05/09/2024	Check Amt	7,484.52	Status	Printed	NM Taxation & Revenue Department/Compliance Bureau (900003/2)		
DP24-00017			Garnishment-Guajardo, Eliseo		11000-	- 23149-	-	-	6,237.10
DP24-00018			Garnishment-Guajardo, Eliseo		11000-	- 23149-	-	-	623.71
DP24-00019			Garnishment-Guajardo, Eliseo		11000-	- 23149-	-	-	623.71
Check # 14535	11000	05/09/2024	Check Amt	7,608.26	Status	Reissued	NM Taxation/Revenue Department (900003/1)		
20240409-REG			NM Taxation/Revenue Department (900003/1) 04/09/2024 (REG)		11000-	- 23142-	-	-	1,566.14
			Reversal of EX24-00976		11000-	- 23142-	-	-	1,566.14-
					24101-	- 23142-	-	-	26.83-
Selection	Sorted by Check Number, Inv #, Include Address=No, (Org = 120, Source = N, Pay To = N, Payment Method = N, Starting Check Date = 5/1/2024, Ending Check Date = 5/31/2024, Summary? = N, Sort/Group 1 = , Sort/Group 2 =)								

Bank Account 120MAIN - Wells Fargo Operating Account

Payment Id	Comment								
Check # 14535	11000	05/09/2024	Check Amt	7,608.26	Status	Reissued	NM Taxation/Revenue Department (900003/1) - continued		
20240409-REG		NM Taxation/Revenue Department (900003/1) 04/09/2024 (REG)			24101-	- 23142-	-	-	26.83
		Reversal of EX24-00976			24106-	- 23142-	-	-	13.21
		NM Taxation/Revenue Department (900003/1) 04/09/2024 (REG)			24106-	- 23142-	-	-	13.21-
		Reversal of EX24-00976			24189-	- 23142-	-	-	9.90
		NM Taxation/Revenue Department (900003/1) 04/09/2024 (REG)			24189-	- 23142-	-	-	9.90-
		Reversal of EX24-00976			24330-	- 23142-	-	-	164.35
		NM Taxation/Revenue Department (900003/1) 04/09/2024 (REG)			24330-	- 23142-	-	-	164.35-
		Reversal of EX24-00976			27407-	- 23142-	-	-	97.18-
		NM Taxation/Revenue Department (900003/1) 04/09/2024 (REG)			27407-	- 23142-	-	-	97.18
		Reversal of EX24-00976			27901-	- 23142-	-	-	23.13-
		NM Taxation/Revenue Department (900003/1) 04/09/2024 (REG)			27901-	- 23142-	-	-	23.13
20240425-REG		NM Taxation/Revenue Department (900003/1) 04/25/2024 (REG)			11000-	- 23142-	-	-	1,567.07
		Reversal of EX24-00975			11000-	- 23142-	-	-	1,567.07-
		NM Taxation/Revenue Department (900003/1) 04/25/2024 (REG)			24101-	- 23142-	-	-	26.85-
		Reversal of EX24-00975			24101-	- 23142-	-	-	26.85
		NM Taxation/Revenue Department (900003/1) 04/25/2024 (REG)			24106-	- 23142-	-	-	13.21
		Reversal of EX24-00975			24106-	- 23142-	-	-	13.21-
		NM Taxation/Revenue Department (900003/1) 04/25/2024 (REG)			24189-	- 23142-	-	-	9.90-
		Reversal of EX24-00975			24189-	- 23142-	-	-	9.90
		NM Taxation/Revenue Department (900003/1) 04/25/2024 (REG)			24330-	- 23142-	-	-	162.29
		Reversal of EX24-00975			24330-	- 23142-	-	-	162.29-
		NM Taxation/Revenue Department (900003/1) 04/25/2024 (REG)			27407-	- 23142-	-	-	97.43-
		Reversal of EX24-00975			27407-	- 23142-	-	-	97.43
		NM Taxation/Revenue Department (900003/1) 04/25/2024 (REG)			27901-	- 23142-	-	-	23.13
		Reversal of EX24-00975			27901-	- 23142-	-	-	23.13-
20240510-REG		NM Taxation/Revenue Department (900003/1) 05/10/2024 (REG)			11000-	- 23142-	-	-	1,566.94
		Reversal of EX24-00974			11000-	- 23142-	-	-	1,566.94-

Bank Account 120MAIN - Wells Fargo Operating Account

Payment Id	Comment								
Check # 14535	11000	05/09/2024	Check Amt	7,608.26	Status	Reissued	NM Taxation/Revenue Department (900003/1) - continued		
20240510-REG		Reversal of EX24-00974			24101-	- 23142-	-	-	26.84-
		NM Taxation/Revenue Department (900003/1) 05/10/2024 (REG)			24101-	- 23142-	-	-	26.84
					24106-	- 23142-	-	-	13.21
		Reversal of EX24-00974			24106-	- 23142-	-	-	13.21-
		NM Taxation/Revenue Department (900003/1) 05/10/2024 (REG)			24189-	- 23142-	-	-	9.90
		Reversal of EX24-00974			24189-	- 23142-	-	-	9.90-
		NM Taxation/Revenue Department (900003/1) 05/10/2024 (REG)			24330-	- 23142-	-	-	165.63
		Reversal of EX24-00974			24330-	- 23142-	-	-	165.63-
		NM Taxation/Revenue Department (900003/1) 05/10/2024 (REG)			27407-	- 23142-	-	-	97.27
		Reversal of EX24-00974			27407-	- 23142-	-	-	97.27-
		NM Taxation/Revenue Department (900003/1) 05/10/2024 (REG)			27901-	- 23142-	-	-	23.13
		Reversal of EX24-00974			27901-	- 23142-	-	-	23.13-
20240524-REG		Reversal of EX24-00973			11000-	- 23142-	-	-	1,570.22-
		NM Taxation/Revenue Department (900003/1) 05/24/2024 (REG)			11000-	- 23142-	-	-	1,570.22
					24101-	- 23142-	-	-	26.85
		Reversal of EX24-00973			24101-	- 23142-	-	-	26.85-
		NM Taxation/Revenue Department (900003/1) 05/24/2024 (REG)			24106-	- 23142-	-	-	13.21
		Reversal of EX24-00973			24106-	- 23142-	-	-	13.21-
					24189-	- 23142-	-	-	9.90-
		NM Taxation/Revenue Department (900003/1) 05/24/2024 (REG)			24189-	- 23142-	-	-	9.90
					24330-	- 23142-	-	-	163.96
		Reversal of EX24-00973			24330-	- 23142-	-	-	163.96-
					27407-	- 23142-	-	-	97.45-
		NM Taxation/Revenue Department (900003/1) 05/24/2024 (REG)			27407-	- 23142-	-	-	97.45
					27901-	- 23142-	-	-	23.13
		Reversal of EX24-00973			27901-	- 23142-	-	-	23.13-

Check # 14536	11000	05/09/2024	Check Amt	21,312.22	Status	Printed	NMPSIA (900001/1)		
20240510-REG		NMPSIA (900001/1) 05/10/2024 (REG)			11000-	- 23125-	-	-	9,172.03

Selection Sorted by Check Number, Inv #, Include Address=No, (Org = 120, Source = N, Pay To = N, Payment Method = N, Starting Check Date = 5/1/2024, Ending Check Date = 5/31/2024, Summary? = N, Sort/Group 1 = , Sort/Group 2 =)



Bank Account 120MAIN - Wells Fargo Operating Account

Payment Id	Comment								
Check # 14536	11000	05/09/2024	Check Amt	21,312.22	Status Printed	NMPSIA (900001/1) - continued			
20240510-REG		NMPSIA (900001/1) 05/10/2024 (REG)			24101-	- 23125-	-	-	36.36
					24106-	- 23125-	-	-	49.03
					24189-	- 23125-	-	-	36.73
					24330-	- 23125-	-	-	803.15
					27407-	- 23125-	-	-	602.40
					27901-	- 23125-	-	-	.43
20240524-REG		NMPSIA (900001/1) 05/24/2024 (REG)			11000-	- 23125-	-	-	9,171.93
					24101-	- 23125-	-	-	36.35
					24106-	- 23125-	-	-	49.03
					24189-	- 23125-	-	-	36.73
					24330-	- 23125-	-	-	803.13
					27407-	- 23125-	-	-	602.39
					27901-	- 23125-	-	-	.43
DP24-00025		NMPSIA Adjustment			11000-	- 23125-	-	-	87.90-
Check # 14537	11000	05/09/2024	Check Amt	3,800.62	Status Cleared	NM Taxation/Revenue Department (900003/1)			
20240409-REG		NM Taxation/Revenue Department (900003/1) 04/09/2024 (REG)			11000-	- 23142-	-	-	1,566.14
					24101-	- 23142-	-	-	26.83
					24106-	- 23142-	-	-	13.21
					24189-	- 23142-	-	-	9.90
					24330-	- 23142-	-	-	164.35
					27407-	- 23142-	-	-	97.18
					27901-	- 23142-	-	-	23.13
20240425-REG		NM Taxation/Revenue Department (900003/1) 04/25/2024 (REG)			11000-	- 23142-	-	-	1,567.07
					24101-	- 23142-	-	-	26.85
					24106-	- 23142-	-	-	13.21
					24189-	- 23142-	-	-	9.90
					24330-	- 23142-	-	-	162.29
					27407-	- 23142-	-	-	97.43
					27901-	- 23142-	-	-	23.13
Check # 14538	11000	05/09/2024	Check Amt	37,622.85	Status Cleared	NM Educational RetirementBoard (900005/1)			
20240409-REG		NM Educational RetirementBoard (900005/1) 04/09/2024 (REG)			11000-	- 23124-	-	-	15,260.08
					24101-	- 23124-	-	-	435.21
					24106-	- 23124-	-	-	116.94

Selection Sorted by Check Number, Inv #, Include Address=No, (Org = 120, Source = N, Pay To = N, Payment Method = N, Starting Check Date = 5/1/2024, Ending Check Date = 5/31/2024, Summary? = N, Sort/Group 1 = , Sort/Group 2 =)



Bank Account 120MAIN - Wells Fargo Operating Account

Payment Id	Comment								
Check # 14538	11000	05/09/2024	Check Amt	37,622.85	Status	Cleared	NM Educational RetirementBoard (900005/1) - continued		
20240409-REG		NM Educational RetirementBoard (900005/1) 04/09/2024 (REG)			24189-	- 23124-	-	-	87.63
					24330-	- 23124-	-	-	1,773.76
					27407-	- 23124-	-	-	932.14
					27901-	- 23124-	-	-	254.24
20240425-REG		NM Educational RetirementBoard (900005/1) 04/25/2024 (REG)			11000-	- 23124-	-	-	15,272.62
					24101-	- 23124-	-	-	435.21
					24106-	- 23124-	-	-	116.94
					24189-	- 23124-	-	-	87.63
					24330-	- 23124-	-	-	1,664.07
					27407-	- 23124-	-	-	932.14
					27901-	- 23124-	-	-	254.24
Check # 14539	11000	05/09/2024	Check Amt	200.00	Status	Cleared	EPARS TSA Consulting Group Inc (901000/1)		
20240409-REG		EPARS TSA Consulting Group Inc (901000/1) 04/09/2024 (REG)			11000-	- 23147-	-	-	100.00
20240425-REG		EPARS TSA Consulting Group Inc (901000/1) 04/25/2024 (REG)			11000-	- 23147-	-	-	100.00
Check # 14540	11000	05/31/2024	Check Amt	200.00	Status	Printed	EPARS TSA Consulting Group Inc (901000/1)		
20240510-REG		EPARS TSA Consulting Group Inc (901000/1) 05/10/2024 (REG)			11000-	- 23147-	-	-	100.00
20240524-REG		EPARS TSA Consulting Group Inc (901000/1) 05/24/2024 (REG)			11000-	- 23147-	-	-	100.00
Check # 14541	11000	05/31/2024	Check Amt	37,763.95	Status	Printed	NM Educational RetirementBoard (900005/1)		
20240510-REG		NM Educational RetirementBoard (900005/1) 05/10/2024 (REG)			11000-	- 23124-	-	-	15,275.98
					24101-	- 23124-	-	-	435.21
					24106-	- 23124-	-	-	116.94
					24189-	- 23124-	-	-	87.63
					24330-	- 23124-	-	-	1,789.75
					27407-	- 23124-	-	-	932.14
					27901-	- 23124-	-	-	254.24
20240524-REG		NM Educational RetirementBoard (900005/1) 05/24/2024 (REG)			11000-	- 23124-	-	-	15,293.91
					24101-	- 23124-	-	-	435.21
					24106-	- 23124-	-	-	116.94

Selection Sorted by Check Number, Inv #, Include Address=No, (Org = 120, Source = N, Pay To = N, Payment Method = N, Starting Check Date = 5/1/2024, Ending Check Date = 5/31/2024, Summary? = N, Sort/Group 1 = , Sort/Group 2 =)



Bank Account 120MAIN - Wells Fargo Operating Account

Payment Id	Comment								
Check # 14541	11000	05/31/2024	Check Amt	37,763.95	Status	Printed	NM Educational RetirementBoard (900005/1) - continued		
20240524-REG			NM Educational RetirementBoard (900005/1) 05/24/2024 (REG)		24189-	- 23124-	-	-	87.63
					24330-	- 23124-	-	-	1,751.99
					27407-	- 23124-	-	-	932.14
					27901-	- 23124-	-	-	254.24
Check # 14542	11000	05/31/2024	Check Amt	3,807.64	Status	Printed	NM Taxation/Revenue Department (900003/1)		
20240510-REG			NM Taxation/Revenue Department (900003/1) 05/10/2024 (REG)		11000-	- 23142-	-	-	1,566.94
					24101-	- 23142-	-	-	26.84
					24106-	- 23142-	-	-	13.21
					24189-	- 23142-	-	-	9.90
					24330-	- 23142-	-	-	165.63
					27407-	- 23142-	-	-	97.27
					27901-	- 23142-	-	-	23.13
20240524-REG			NM Taxation/Revenue Department (900003/1) 05/24/2024 (REG)		11000-	- 23142-	-	-	1,570.22
					24101-	- 23142-	-	-	26.85
					24106-	- 23142-	-	-	13.21
					24189-	- 23142-	-	-	9.90
					24330-	- 23142-	-	-	163.96
					27407-	- 23142-	-	-	97.45
					27901-	- 23142-	-	-	23.13
Number of Items	78			397,258.75	Totals for Org 2				

Bank Account 120MAIN - Wells Fargo Operating Account

Payment Id Comment

Number of Items 78 397,258.75 Totals for Org 120 - Cesar Chavez Community

Bank Account 120MAIN - Wells Fargo Operating Account

2024 Org Recap

120 - Cesar Chavez Community

Check #	14461	through	ACH-00003958	Total Count	126	\$510,997.66
---------	-------	---------	--------------	-------------	-----	--------------

11000-11011*		213,379.99-
11000-23123	6,353.80	
11000-23124	61,102.59	
11000-23125	37,425.45	
11000-23140	.00	.00
11000-23142	6,270.37	
11000-23147	400.00	
11000-23149	7,484.52	
11000-51100		890.53-
11000-53211	363.74	
11000-53212	2,512.50	
11000-53217	371.26	
11000-53330	408.98	
11000-53413	5,381.26	
11000-53414	19,220.04	
11000-53711	179.00	
11000-54312	8,818.97	
11000-54320	2,884.24	
11000-54411	3,786.67	
11000-54412	174.99	
11000-54415	375.78	
11000-54416	2,834.23	
11000-54620	1,796.37	
11000-55400	6,360.90	
11000-55915	15,538.57	
11000-56112	338.00	
11000-56113	21,965.25	
11000-56118	1,611.46	
11000-56119	311.58	
Totals for Fund 11000	214,270.52	214,270.52-
21000-11011*		2,707.50-
21000-56116	2,707.50	

Bank Account 120MAIN - Wells Fargo Operating Account

2024 Org Recap (continued)

120 - Cesar Chavez Community

Check # 14461 through ACH-00003958 Total Count 126 \$510,997.66 (continued)

Totals for Fund 21000	2,707.50	2,707.50-
23000-11011*		932.23-
23000-53711	17.41	
23000-55817	97.00	
23000-56118	817.82	
Totals for Fund 23000	932.23	932.23-
24101-11011*		2,174.63-
24101-23123	181.00	
24101-23124	1,740.84	
24101-23125	145.42	
24101-23140	.00	.00
24101-23142	107.37	
Totals for Fund 24101	2,174.63	2,174.63-
24106-11011*		765.36-
24106-23123	48.64	
24106-23124	467.76	
24106-23125	196.12	
24106-23140	.00	.00
24106-23142	52.84	
Totals for Fund 24106	765.36	765.36-
24154-11011*		538.13-
24154-55400	538.13	
Totals for Fund 24154	538.13	538.13-
24189-11011*		573.52-
24189-23123	36.48	
24189-23124	350.52	
24189-23125	146.92	
24189-23140	.00	.00
24189-23142	39.60	
Totals for Fund 24189	573.52	573.52-
24330-11011*		11,614.19-

Bank Account 120MAIN - Wells Fargo Operating Account

2024 Org Recap (continued)

120 - Cesar Chavez Community

Check #	14461	through	ACH-00003958	Total Count	126	\$510,997.66	(continued)
---------	-------	---------	--------------	-------------	-----	--------------	-------------

24330-23123	725.82	
24330-23124	6,979.57	
24330-23125	3,212.56	
24330-23140	.00	.00
24330-23142	656.23	
24330-54416	40.01	
Totals for Fund 24330	11,614.19	11,614.19-
27407-11011*		6,915.16-
27407-23123	387.69	
27407-23124	3,728.56	
27407-23125	2,409.58	
27407-23140	.00	.00
27407-23142	389.33	
Totals for Fund 27407	6,915.16	6,915.16-
27901-11011*		1,216.96-
27901-23123	105.76	
27901-23124	1,016.96	
27901-23125	1.72	
27901-23140	.00	.00
27901-23142	92.52	
Totals for Fund 27901	1,216.96	1,216.96-
31200-11011*		11,152.18-
31200-54640	11,152.18	
Totals for Fund 31200	11,152.18	11,152.18-
31600-11011*		4,302.26-
31600-54640	4,302.26	
Totals for Fund 31600	4,302.26	4,302.26-
31701-11011*		56,283.88-
31701-54315	1,734.13	
31701-54640	3,622.89	
31701-57340	50,926.86	

Bank Account 120MAIN - Wells Fargo Operating Account

2024 Org Recap (continued)

120 - Cesar Chavez Community

Check #	14461	through	ACH-00003958	Total Count	126	\$510,997.66	(continued)
---------	-------	---------	--------------	-------------	-----	--------------	-------------

Totals for Fund 31701	56,283.88	56,283.88-
------------------------------	------------------	-------------------

Totals for Org 120	313,446.52	313,446.52-
---------------------------	-------------------	--------------------

Net change to Cash 11011	312,555.99- Credit
---------------------------------	---------------------------

* denotes System Generated entry

Bank Account 120MAIN - Wells Fargo Operating Account

2024 Org Recap (continued)

Number of Items	78	397,258.75	Report Totals
-----------------	----	------------	---------------

Pay Date 05/10/2024			
Employee Name	Day-EmpId-Org	Amount	Sender Transit # BatchId
AGUILAR, MARGARET A	131-000163-0120	1,934.84	10700219 PR240510A01
ALTON, AMANDA L	131-000194-0120	2,304.44	10700219 PR240510A01
ARNESS, TANI	131-000045-0120	3,093.53	10700219 PR240510A01
BETENBOUGH, KYLE	131-000171-0120	1,274.16	10700219 PR240510A01
BLAIR, HEATHER B	131-000197-0120	2,391.55	10700219 PR240510A01
BOWERS, AMY	131-000178-0120	1,895.23	10700219 PR240510A01
BROWN, ROBIN E	131-000182-0120	2,081.36	10700219 PR240510A01
BUTTERWORTH, PAULA J	131-000199-0120	593.01	10700219 PR240510A01
CHAVEZ, SAMANTHA J	131-000164-0120	1,407.16	10700219 PR240510A01
CUARA-MARTINEZ, KARINA	131-000079-0120	1,425.17	10700219 PR240510A01
DOUGHERTY, AUSTIN	131-000187-0120	1,912.05	10700219 PR240510A01
ESPINO, ANGELICA	131-000190-0120	1,266.12	10700219 PR240510A01
EVERETT, NATHAN R	131-000127-0120	2,207.10	10700219 PR240510A01
GUAJARDO, ELISEO	131-000186-0120	1,866.23	10700219 PR240510A01
IHM, LAURIE A	131-000118-0120	2,288.59	10700219 PR240510A01
KRUGER, ASHLEY	131-000195-0120	2,296.98	10700219 PR240510A01
LANG, DAVID R	131-000132-0120	2,518.64	10700219 PR240510A01
LIRA-PEREZ, NORMA C	131-000180-0120	1,175.47	10700219 PR240510A01
MOLINA, STEPHANIE M	131-000193-0120	1,888.80	10700219 PR240510A01
NAGURSKI, BENJAMIN	131-000176-0120	1,381.32	10700219 PR240510A01
OLMOS, EVELYN	131-000196-0120	1,735.83	10700219 PR240510A01
REEDER, LAWRENCE	131-000172-0120	1,874.43	10700219 PR240510A01
SMITH, BRIGID	131-000198-0120	2,228.06	10700219 PR240510A01
Total		43,040.07	
Number of Employees	23	Number of Prenotes	0

* denotes Emailed

Pay Date 05/24/2024

Employee Name	Day-EmpId-Org	Amount	Sender Transit #	BatchId
AGUILAR, MARGARET A	145-000163-0120	1,934.85	10700219	PR240524A01a
ALTON, AMANDA L	145-000194-0120	2,304.44	10700219	PR240524A01a
ARNESS, TANI	145-000045-0120	3,093.53	10700219	PR240524A01a
BETENBOUGH, KYLE	145-000171-0120	1,274.17	10700219	PR240524A01a
BLAIR, HEATHER B	145-000197-0120	2,391.56	10700219	PR240524A01a
BOWERS, AMY	145-000178-0120	1,895.23	10700219	PR240524A01a
BROWN, ROBIN E	145-000182-0120	2,081.36	10700219	PR240524A01a
BUTTERWORTH, PAULA J	145-000199-0120	459.67	10700219	PR240524A01a
CHAVEZ, SAMANTHA J	145-000164-0120	1,407.16	10700219	PR240524A01a
CUARA-MARTINEZ, KARINA	145-000079-0120	1,425.17	10700219	PR240524A01a
DOUGHERTY, AUSTIN	145-000187-0120	1,912.05	10700219	PR240524A01a
ESPINO, ANGELICA	145-000190-0120	1,318.91	10700219	PR240524A01a
EVERETT, NATHAN R	145-000127-0120	2,207.10	10700219	PR240524A01a
GUAJARDO, ELISEO	145-000186-0120	1,866.23	10700219	PR240524A01a
IHM, LAURIE A	145-000118-0120	2,288.59	10700219	PR240524A01a
KRUGER, ASHLEY	145-000195-0120	2,296.99	10700219	PR240524A01a
LANG, DAVID R	145-000132-0120	2,518.64	10700219	PR240524A01a
LIRA-PEREZ, NORMA C	145-000180-0120	1,188.13	10700219	PR240524A01a
MOLINA, STEPHANIE M	145-000193-0120	1,888.81	10700219	PR240524A01a
NAGURSKI, BENJAMIN	145-000176-0120	1,381.32	10700219	PR240524A01a
OLMOS, EVELYN	145-000196-0120	1,735.82	10700219	PR240524A01a
REEDER, LAWRENCE	145-000172-0120	1,874.44	10700219	PR240524A01a
SMITH, BRIGID	145-000198-0120	2,228.06	10700219	PR240524A01a
Total		42,972.23		

Number of Employees **23** Number of Prenotes **0**

* denotes Emailed

Selection Grouped by Org, Pay Date - Sorted by Employee Name, (Org = 120, Pay Schedule Type IN ('1','2'), Recaps? = Y)

SCHOOLABILITY

Balances through 05/31/2024					Fiscal Year 2023/24	
Funds- Func- Obj ct - Pr gm- Locat n- JbCl - Opt nl	Description	Adopted Budget	Revised Budget	Revenue	Account Balance	
Funds 11000 - Operational, Func 0000 - NoFunctionCode						
11000- 0000- 41920- 0000- 512001- 0000- 00000	PrivContribsDntn			864.00	864.00-	
11000- 0000- 41921- 0000- 512001- 0000- 00000	InstCategorical			500.00	500.00-	
11000- 0000- 41980- 0000- 512001- 0000- 00000	RefPriorYearExp			734.56	734.56-	
11000- 0000- 43101- 0000- 512001- 0000- 00000	StEqulzGuarantee	2,321,420.00	2,749,556.00	2,470,476.03	279,079.97	
11000- 0000- 46100- 0000- 512001- 0000- 00000	AccessBrdE-Rate	13,985.00	13,985.00		13,985.00	
Total for Funds 11000, Func 0000 and Revenue accounts		2,335,405.00	2,763,541.00	2,472,574.59	290,966.41	
Funds 21000 - Food Svcs, Func 0000 - NoFunctionCode						
21000- 0000- 44500- 0000- 512001- 0000- 00000	ResGtsFedThruSt	30,000.00	30,000.00	14,939.49	15,060.51	
Total for Funds 21000, Func 0000 and Revenue accounts		30,000.00	30,000.00	14,939.49	15,060.51	
Funds 21100 - Unvrsl FreeMeal, Func 0000 - NoFunctionCode						
21100- 0000- 43203- 0000- 512001- 0000- 00000	St.DirectGrants		120.00	1,297.77	1,177.77-	
Total for Funds 21100, Func 0000 and Revenue accounts		.00	120.00	1,297.77	1,177.77-	
Funds 23000 - Non-InstrctSupp, Func 0000 - NoFunctionCode						
23000- 0000- 41920- 0000- 512001- 0000- 00000	PrivContribsDntn		6,252.00	6,438.69	186.69-	
Total for Funds 23000, Func 0000 and Revenue accounts		.00	6,252.00	6,438.69	186.69-	
Funds 24101 - Title I - IASA, Func 0000 - NoFunctionCode						
24101- 0000- 44500- 0000- 512001- 0000- 00000	ResGtsFedThruSt	75,664.00	75,664.00	36,222.09	39,441.91	
24101- 0000- 44504- 0000- 512001- 0000- 00000	Revenue			22,865.61	22,865.61-	
Total for Funds 24101, Func 0000 and Revenue accounts		75,664.00	75,664.00	59,087.70	16,576.30	
Funds 24106 - IDEABEntitlemnt, Func 0000 - NoFunctionCode						
24106- 0000- 44500- 0000- 512001- 0000- 00000	ResGtsFedThruSt	36,527.00	36,527.00	21,035.78	15,491.22	
24106- 0000- 44504- 0000- 512001- 0000- 00000	Revenue			5,589.79	5,589.79-	
Total for Funds 24106, Func 0000 and Revenue accounts		36,527.00	36,527.00	26,625.57	9,901.43	
Funds 24154 - TchPrinTrainRec, Func 0000 - NoFunctionCode						
24154- 0000- 44500- 0000- 512001- 0000- 00000	ResGtsFedThruSt	6,225.00	19,032.00		19,032.00	
24154- 0000- 44504- 0000- 512001- 0000- 00000	Revenue			5,138.87	5,138.87-	
Total for Funds 24154, Func 0000 and Revenue accounts		6,225.00	19,032.00	5,138.87	13,893.13	
Funds 24174 - CP-Second-Curr, Func 0000 - NoFunctionCode						
24174- 0000- 44500- 0000- 512001- 0000- 00000	ResGtsFedThruSt	7,529.00	7,529.00	77.00	7,452.00	
24174- 0000- 44504- 0000- 512001- 0000- 00000	Revenue			2,111.65	2,111.65-	
Total for Funds 24174, Func 0000 and Revenue accounts		7,529.00	7,529.00	2,188.65	5,340.35	

Selection Grouped by Account Type, Filtered by User Permissions, (Org = 120, Online/Offline = N, Period = 11, UnPosted JEs? = N, Assets and Liabilities? = N, Restricted Accts? = Y, Funds = 1..8, Objct = 4, Obj Digits = 0, Page Break Lvl =)

Balances through 05/31/2024					Fiscal Year 2023/24	
Funds- Func- Obj ct - Pr gm- Locat n- JbCl - Opt nl	Description	Adopted Budget	Revised Budget	Revenue	Account Balance	
Funds 24189 - SSAE Title IV, Func 0000 - NoFunctionCode						
24189- 0000- 44500- 0000- 512001- 0000- 00000	ResGtsFedThruSt	10,000.00	10,206.00	5,327.23	4,878.77	
24189- 0000- 44504- 0000- 512001- 0000- 00000	Revenue			2,809.63	2,809.63-	
Total for Funds 24189, Func 0000 and Revenue accounts		10,000.00	10,206.00	8,136.86	2,069.14	
Funds 24190 - Title I CSI, Func 0000 - NoFunctionCode						
24190- 0000- 44500- 0000- 512001- 0000- 00000	ResGtsFedThruSt			91,563.84	91,563.84-	
24190- 0000- 44504- 0000- 512001- 0000- 00000	Revenue	91,564.00	91,564.00		91,564.00	
Total for Funds 24190, Func 0000 and Revenue accounts		91,564.00	91,564.00	91,563.84	.16	
Funds 24308 - CRRSA, ESSER II, Func 0000 - NoFunctionCode						
24308- 0000- 44504- 0000- 512001- 0000- 00000	Revenue			73,377.45	73,377.45-	
Total for Funds 24308, Func 0000 and Revenue accounts		.00	.00	73,377.45	73,377.45-	
Funds 24330 - ESSER III, Func 0000 - NoFunctionCode						
24330- 0000- 44500- 0000- 512001- 0000- 00000	ResGtsFedThruSt	237,622.00	242,368.00	138,994.47	103,373.53	
24330- 0000- 44504- 0000- 512001- 0000- 00000	Revenue			41,380.49	41,380.49-	
Total for Funds 24330, Func 0000 and Revenue accounts		237,622.00	242,368.00	180,374.96	61,993.04	
Funds 24346 - IDEA-ARP, Func 0000 - NoFunctionCode						
24346- 0000- 44504- 0000- 512001- 0000- 00000	Revenue			12,192.95	12,192.95-	
Total for Funds 24346, Func 0000 and Revenue accounts		.00	.00	12,192.95	12,192.95-	
Funds 24349 - ARP Preschool, Func 0000 - NoFunctionCode						
24349- 0000- 44500- 0000- 512001- 0000- 00000	ResGtsFedThruSt	1,034.00	1,034.00		1,034.00	
Total for Funds 24349, Func 0000 and Revenue accounts		1,034.00	1,034.00	.00	1,034.00	
Funds 26207 - CNM Foundation, Func 0000 - NoFunctionCode						
26207- 0000- 41921- 0000- 512001- 0000- 00000	InstCatgorical	500.00	500.00		500.00	
Total for Funds 26207, Func 0000 and Revenue accounts		500.00	500.00	.00	500.00	
Funds 27107 - 2012GOBondSB66, Func 0000 - NoFunctionCode						
27107- 0000- 43202- 0000- 512001- 0000- 00000	StFlowThruGrant		4,291.00		4,291.00	
27107- 0000- 43204- 0000- 512001- 0000- 00000	PriorYearBalnce	2,873.00	2,873.00	3,444.00	571.00-	
Total for Funds 27107, Func 0000 and Revenue accounts		2,873.00	7,164.00	3,444.00	3,720.00	
Funds 27109 - IM-GAA of 2019, Func 0000 - NoFunctionCode						
27109- 0000- 43202- 0000- 512001- 0000- 00000	StFlowThruGrant	3,538.00	3,538.00	3,538.15	.15-	
Total for Funds 27109, Func 0000 and Revenue accounts		3,538.00	3,538.00	3,538.15	.15-	
Funds 27407 - FII, Func 0000 - NoFunctionCode						

Selection Grouped by Account Type, Filtered by User Permissions, (Org = 120, Online/Offline = N, Period = 11, UnPosted JEs? = N, Assets and Liabilities? = N, Restricted Accts? = Y, Funds = 1.8, Objct = 4, Obj Digits = 0, Page Break Lvl =)

Balances through 05/31/2024					Fiscal Year 2023/24	
Funds- Func- Obj ct - Pr gm- Locat n- JbCl - Opt nl	Description	Adopted Budget	Revised Budget	Revenue	Account Balance	
Funds 27407 - FII, Func 0000 - NoFunctionCode						
27407- 0000- 43202- 0000- 512001- 0000- 00000	StFlowThruGrant	112,478.00	112,478.00	57,981.69	54,496.31	
27407- 0000- 43204- 0000- 512001- 0000- 00000	PriorYearBalnce			32,596.92	32,596.92-	
Total for Funds 27407, Func 0000 and Revenue accounts		112,478.00	112,478.00	90,578.61	21,899.39	
Funds 27502 - Next Gen CTE, Func 0000 - NoFunctionCode						
27502- 0000- 43202- 0000- 512001- 0000- 00000	StFlowThruGrant	57,285.00	57,285.00	367.00	56,918.00	
27502- 0000- 43204- 0000- 512001- 0000- 00000	PriorYearBalnce			1,587.78	1,587.78-	
Total for Funds 27502, Func 0000 and Revenue accounts		57,285.00	57,285.00	1,954.78	55,330.22	
Funds 27901 - Indian Ed Act, Func 0000 - NoFunctionCode						
27901- 0000- 43202- 0000- 512001- 0000- 00000	StFlowThruGrant	54,526.00	54,526.00	12,716.92	41,809.08	
Total for Funds 27901, Func 0000 and Revenue accounts		54,526.00	54,526.00	12,716.92	41,809.08	
Funds 28211 - Covid-19 Test., Func 0000 - NoFunctionCode						
28211- 0000- 43203- 0000- 512001- 0000- 00000	St.DirectGrants	19,584.00	19,584.00	52,518.62	32,934.62-	
Total for Funds 28211, Func 0000 and Revenue accounts		19,584.00	19,584.00	52,518.62	32,934.62-	
Funds 31200 - PubSchCapOutlay, Func 0000 - NoFunctionCode						
31200- 0000- 43209- 0000- 512001- 0000- 00000	PSCOC Awards		131,719.00	138,040.00	6,321.00-	
Total for Funds 31200, Func 0000 and Revenue accounts		.00	131,719.00	138,040.00	6,321.00-	
Funds 31400 - SpcCapOutlaySt, Func 0000 - NoFunctionCode						
31400- 0000- 43202- 0000- 512001- 0000- 00000	StFlowThruGrant	95,000.00	95,000.00	116,000.00	21,000.00-	
31400- 0000- 43204- 0000- 512001- 0000- 00000	PriorYearBalnce	182,417.00	195,446.00	107,944.42	87,501.58	
Total for Funds 31400, Func 0000 and Revenue accounts		277,417.00	290,446.00	223,944.42	66,501.58	
Funds 31600 - CapImprvmtsHB33, Func 0000 - NoFunctionCode						
31600- 0000- 41110- 0000- 512001- 0000- 00000	AdValoremTaxDst	116,072.00	116,072.00	87,278.02	28,793.98	
Total for Funds 31600, Func 0000 and Revenue accounts		116,072.00	116,072.00	87,278.02	28,793.98	
Funds 31700 - CapImprvmtsSB-9, Func 0000 - NoFunctionCode						
31700- 0000- 43204- 0000- 512001- 0000- 00000	PriorYearBalnce	6,059.00	6,059.00		6,059.00	
Total for Funds 31700, Func 0000 and Revenue accounts		6,059.00	6,059.00	.00	6,059.00	
Funds 31701 - CapImprvsSB9Loc, Func 0000 - NoFunctionCode						
31701- 0000- 41110- 0000- 512001- 0000- 00000	AdValoremTaxDst	58,871.00	58,871.00	44,192.43	14,678.57	
Total for Funds 31701, Func 0000 and Revenue accounts		58,871.00	58,871.00	44,192.43	14,678.57	
Funds 31703 - SB9StateMArch, Func 0000 - NoFunctionCode						
31703- 0000- 43202- 0000- 512001- 0000- 00000	StFlowThruGrant		15,496.00	23,469.41	7,973.41-	

Selection Grouped by Account Type, Filtered by User Permissions, (Org = 120, Online/Offline = N, Period = 11, UnPosted JEs? = N, Assets and Liabilities? = N, Restricted Accts? = Y, Funds = 1..8, Objct = 4, Obj Digits = 0, Page Break Lvl =)

Balances through 05/31/2024

Fiscal Year 2023/24

Funds- Func- Obj ct - Pr gm- Locat n- JbCl - Opt nl	Description	Adopted Budget	Revised Budget	Revenue	Account Balance
Total for Funds 31703, Func 0000 and Revenue accounts		.00	15,496.00	23,469.41	7,973.41-
Total for Org 120 - Cesar Chavez Community		3,540,773.00	4,157,575.00	3,635,612.75	521,962.25

Balances through 05/31/2024						Fiscal Year 2023/24	
Funds- Func- Obj ct - Pr gm- Locat n- JbCl - Opt nl	Description	Adopted Budget	Revised Budget	Encumbered	Expenditure	Account Balance	
Funds 11000 - Operational, Func 1000 - Instruction							
11000- 1000- 51100- 0000- 512001- 1611- 00000	SalariesExpense,SubsSickL	20,000.00	20,000.00		435.67	19,564.33	
11000- 1000- 51100- 1010- 512001- 1411- 00000	SalariesExpense,Teachers	470,271.00	536,593.00	116,352.19	420,240.29	.52	
11000- 1000- 51100- 1010- 512001- 1612- 00000	SalariesExpense,SubsOther		1,852.00		1,851.87	.13	
11000- 1000- 51100- 1010- 512001- 1711- 00000	SalariesExpense,InstAsst1	68,080.00	8,949.00		8,948.01	.99	
11000- 1000- 51100- 2000- 512001- 1412- 00000	SalariesExpense,Teachers	164,638.00	230,151.00	50,257.95	179,892.21	.84	
11000- 1000- 51300- 1010- 512001- 1411- 00000	AddtnlCompenstn,Teachers	37,023.00	26,023.00	6,351.00	17,948.52	1,723.48	
11000- 1000- 51300- 1010- 512001- 1711- 00000	AddtnlCompenstn,InstAsst1	13,000.00	13,301.00	2,825.15	10,474.93	.92	
11000- 1000- 51300- 9000- 512001- 1411- 00000	AddtnlCompenstn,Teachers	825.00	825.00			825.00	
11000- 1000- 52111- 0000- 512001- 1611- 00000	EducRetirement	3,630.00	630.00		79.04	550.96	
11000- 1000- 52111- 1010- 512001- 1411- 00000	EducRetirement	92,124.00	101,803.00	22,270.68	79,531.38	.94	
11000- 1000- 52111- 1010- 512001- 1612- 00000	EducRetirement		337.00		336.12	.88	
11000- 1000- 52111- 1010- 512001- 1711- 00000	EducRetirement	14,646.00	4,646.00	512.70	3,525.21	608.09	
11000- 1000- 52111- 2000- 512001- 1412- 00000	EducRetirement	29,882.00	41,773.00	9,121.85	32,650.55	.60	
11000- 1000- 52111- 9000- 512001- 1411- 00000	EducRetirement	150.00	150.00			150.00	
11000- 1000- 52112- 0000- 512001- 1611- 00000	ERARetireeHlth	400.00	400.00		8.69	391.31	
11000- 1000- 52112- 1010- 512001- 1411- 00000	ERARetireeHlth	10,149.00	11,218.00	2,453.91	8,763.21	.88	
11000- 1000- 52112- 1010- 512001- 1612- 00000	ERARetireeHlth		38.00		37.04	.96	
11000- 1000- 52112- 1010- 512001- 1711- 00000	ERARetireeHlth	1,622.00	622.00	56.50	388.47	177.03	
11000- 1000- 52112- 2000- 512001- 1412- 00000	ERARetireeHlth	3,293.00	4,603.00	1,005.15	3,597.81	.04	
11000- 1000- 52112- 9000- 512001- 1411- 00000	ERARetireeHlth	17.00	17.00			17.00	
11000- 1000- 52210- 0000- 512001- 1611- 00000	FICA Payments	1,240.00	240.00		27.00	213.00	
11000- 1000- 52210- 1010- 512001- 1411- 00000	FICA Payments	31,420.00	33,413.00	7,296.09	26,098.28	18.63	
11000- 1000- 52210- 1010- 512001- 1612- 00000	FICA Payments		111.00		110.86	.14	
11000- 1000- 52210- 1010- 512001- 1711- 00000	FICA Payments	5,028.00	2,028.00	175.20	1,190.20	662.60	
11000- 1000- 52210- 2000- 512001- 1412- 00000	FICA Payments	10,208.00	13,553.00	2,955.95	10,596.63	.42	
11000- 1000- 52210- 9000- 512001- 1411- 00000	FICA Payments	53.00	53.00			53.00	
11000- 1000- 52220- 0000- 512001- 1611- 00000	MedicarePaymnts	290.00	290.00		6.26	283.74	
11000- 1000- 52220- 1010- 512001- 1411- 00000	MedicarePaymnts	7,363.00	7,814.00	1,706.28	6,103.39	4.33	
11000- 1000- 52220- 1010- 512001- 1612- 00000	MedicarePaymnts		26.00		25.92	.08	
11000- 1000- 52220- 1010- 512001- 1711- 00000	MedicarePaymnts	1,180.00	1,180.00	40.95	278.28	860.77	
11000- 1000- 52220- 2000- 512001- 1412- 00000	MedicarePaymnts	2,388.00	3,170.00	691.35	2,478.39	.26	
11000- 1000- 52220- 9000- 512001- 1411- 00000	MedicarePaymnts	12.00	12.00			12.00	
11000- 1000- 52311- 0000- 512001- 1611- 00000	Hth&MedPremiums	11,090.00	1,090.00			1,090.00	
11000- 1000- 52311- 1010- 512001- 1411- 00000	Hth&MedPremiums	53,973.00	50,973.00	11,048.80	39,052.62	871.58	
11000- 1000- 52311- 1010- 512001- 1612- 00000	Hth&MedPremiums		256.00		255.89	.11	
11000- 1000- 52311- 1010- 512001- 1711- 00000	Hth&MedPremiums	8,301.00	3,301.00		2,295.39	1,005.61	

Selection Grouped by Account Type, Filtered by User Permissions, (Org = 120, Online/Offline = N, Period = 11, UnPosted JEs? = N, Assets and Liabilities? = N, Restricted Accts? = Y, Objct = 5, Obj Digits = 0, Page Break Lvl =)

Balances through 05/31/2024						Fiscal Year 2023/24	
Funds- Func- Obj ct - Pr gm- Locat n- JbCl - Opt nl	Description	Adopted Budget	Revised Budget	Encumbered	Expenditure	Account Balance	
Funds 11000 - Operational, Func 1000 - Instruction (continued)							
11000- 1000- 52311- 2000- 512001- 1412- 00000	Hth&MedPremiums	22,866.00	24,667.00	5,812.80	18,493.49	360.71	
11000- 1000- 52312- 0000- 512001- 1611- 00000	Life	32.00	32.00			32.00	
11000- 1000- 52312- 1010- 512001- 1411- 00000	Life	199.00	260.00	53.54	208.49	2.03-	
11000- 1000- 52312- 1010- 512001- 1612- 00000	Life		2.00		1.44	.56	
11000- 1000- 52312- 1010- 512001- 1711- 00000	Life	57.00	57.00		15.62	41.38	
11000- 1000- 52312- 2000- 512001- 1412- 00000	Life	64.00	98.00	21.60	73.08	3.32	
11000- 1000- 52313- 0000- 512001- 1611- 00000	Dental	411.00	411.00			411.00	
11000- 1000- 52313- 1010- 512001- 1411- 00000	Dental	2,914.00	2,914.00	570.04	2,045.60	298.36	
11000- 1000- 52313- 1010- 512001- 1711- 00000	Dental	484.00	484.00		57.20	426.80	
11000- 1000- 52313- 2000- 512001- 1412- 00000	Dental	818.00	818.00	190.50	605.00	22.50	
11000- 1000- 52314- 0000- 512001- 1611- 00000	Vision	136.00	136.00			136.00	
11000- 1000- 52314- 1010- 512001- 1411- 00000	Vision	533.00	533.00	105.46	378.48	49.06	
11000- 1000- 52314- 1010- 512001- 1711- 00000	Vision	46.00	46.00		6.77	39.23	
11000- 1000- 52314- 2000- 512001- 1412- 00000	Vision	208.00	208.00	18.35	66.48	123.17	
11000- 1000- 52315- 0000- 512001- 1611- 00000	Disability	384.00	384.00			384.00	
11000- 1000- 52315- 1010- 512001- 1411- 00000	Disability	809.00	809.00	254.14	1,185.39	630.53-	
11000- 1000- 52315- 1010- 512001- 1711- 00000	Disability	128.00	128.00		27.65	100.35	
11000- 1000- 52315- 2000- 512001- 1412- 00000	Disability	336.00	336.00	70.03	261.04	4.93	
11000- 1000- 52500- 0000- 512001- 1611- 00000	UnemploymntComp	100.00	100.00		1.43	98.57	
11000- 1000- 52500- 1010- 512001- 1411- 00000	UnemploymntComp	618.00	956.00	32.64	921.97	1.39	
11000- 1000- 52500- 1010- 512001- 1612- 00000	UnemploymntComp		7.00		6.11	.89	
11000- 1000- 52500- 1010- 512001- 1711- 00000	UnemploymntComp	176.00	176.00	8.16	56.11	111.73	
11000- 1000- 52500- 2000- 512001- 1412- 00000	UnemploymntComp	200.00	466.00	3.14	462.72	.14	
11000- 1000- 52710- 0000- 512001- 1611- 00000	WorkersCompPrem	235.00	235.00		235.00		
11000- 1000- 52710- 1010- 512001- 1411- 00000	WorkersCompPrem	5,343.00	5,343.00		5,068.00	275.00	
11000- 1000- 52710- 1010- 512001- 1711- 00000	WorkersCompPrem	629.00	981.00		981.00		
11000- 1000- 52710- 2000- 512001- 1412- 00000	WorkersCompPrem	1,933.00	1,933.00		939.00	994.00	
11000- 1000- 52710- 4025- 512001- 1412- 00000	WorkersCompPrem		994.00		994.00		
11000- 1000- 52720- 0000- 512001- 1611- 00000	WorkrsCompERFee	10.00	10.00			10.00	
11000- 1000- 52720- 1010- 512001- 1411- 00000	WorkrsCompERFee	62.00	64.00	17.15	46.16	.69	
11000- 1000- 52720- 1010- 512001- 1711- 00000	WorkrsCompERFee	18.00	18.00		3.91	14.09	
11000- 1000- 52720- 2000- 512001- 1412- 00000	WorkrsCompERFee	20.00	26.00	6.90	18.40	.70	
11000- 1000- 53330- 1010- 512001- 0000- 00000	ProfessDevelop			682.35		682.35-	
11000- 1000- 53330- 2000- 512001- 0000- 00000	ProfessDevelop			511.76		511.76-	
11000- 1000- 53414- 1010- 512001- 0000- 00000	OthProfTech Svcs		6,971.00	2,300.00	2,150.35	2,520.65	
11000- 1000- 53711- 1010- 512001- 0000- 00000	Other Charges	1,300.00	1,300.00	1,381.72	24.00	105.72-	

Selection Grouped by Account Type, Filtered by User Permissions, (Org = 120, Online/Offline = N, Period = 11, UnPosted JEs? = N, Assets and Liabilities? = N, Restricted Accts? = Y, Objct = 5, Obj Digits = 0, Page Break Lvl =)

Balances through 05/31/2024						Fiscal Year 2023/24
Funds- Func- Obj ct - Pr gm- Locat n- Jb Cl - Opt nl	Description	Adopted Budget	Revised Budget	Encumbered	Expenditure	Account Balance
Funds 11000 - Operational, Func 1000 - Instruction (continued)						
11000- 1000- 54320- 1010- 512001- 0000- 00000	Tech-R&M	2,300.00	2,300.00			2,300.00
11000- 1000- 54610- 1010- 512001- 0000- 00000	RentLandBldngs	5,000.00	5,000.00	5,000.00		
11000- 1000- 55817- 1010- 512001- 0000- 00000	Student Travel	500.00	1,508.00	1,345.00	415.46	252.46-
11000- 1000- 55819- 1010- 512001- 0000- 00000	EmpTravTeachers	400.00	400.00			400.00
11000- 1000- 55915- 1010- 512001- 0000- 00000	OthContractSvcs	3,750.00	8,875.00	4,517.05	5,375.00	1,017.05-
11000- 1000- 55915- 9000- 512001- 0000- 00000	OthContractSvcs		452.00		452.00	
11000- 1000- 56105- 1010- 512001- 0000- 00000	InstMats-Opr	1,500.00	1,500.00		664.89	835.11
11000- 1000- 56105- 3000- 512001- 0000- 00000	InstMats-Opr	1,450.00	1,450.00			1,450.00
11000- 1000- 56106- 1010- 512001- 0000- 00000	OthClassMats-Op	25,849.00	25,849.00	49.02	1,062.70	24,737.28
11000- 1000- 56109- 1010- 512001- 0000- 00000	InsMatOnlDgtSub		3,050.00		3,050.00	
11000- 1000- 56110- 1010- 512001- 0000- 00000	InsMatCsh50%Oth		2,000.00	31.00	1,501.83	467.17
11000- 1000- 56112- 1010- 512001- 0000- 00000	Other Textbooks		2,509.00	1,087.36	1,237.57	184.07
11000- 1000- 56113- 1010- 512001- 0000- 00000	Software	12,000.00	21,506.00	2,818.16	3,123.68	15,564.16
11000- 1000- 56118- 1010- 512001- 0000- 00000	GenSuppliesMats	41,579.00	41,579.00	930.63	3,451.64	37,196.73
11000- 1000- 56118- 9000- 512001- 0000- 00000	GenSuppliesMats		132.00	641.06	43.68	552.74-
11000- 1000- 56119- 1010- 512001- 0000- 00000	SupplAssets<\$5k	400,500.00	249,398.00	6,559.21	18,466.28	224,372.51
11000- 1000- 57331- 1010- 512001- 0000- 00000	FixedAssets>\$5k	340,363.00	300,363.00			300,363.00
Total for Func 1000 and Expense accounts		1,938,556.00	1,841,215.00	270,140.47	931,406.75	639,667.78
Funds 11000 - Operational, Func 2100 - SuppSvcsStudnts						
11000- 2100- 51100- 0000- 512001- 1217- 00000	SalariesExpense,SecClerTe	51,000.00	51,000.00	6,375.00	44,625.00	
11000- 2100- 51100- 0000- 512001- 1218- 00000	SalariesExpense,SchlStude	129,000.00	129,000.00	10,500.00	82,875.00	35,625.00
11000- 2100- 51100- 4025- 512001- 1214- 00000	SalariesExpense,Couns-Soc	69,600.00	69,600.00	14,500.00	54,505.27	594.73
11000- 2100- 51100- 4025- 512001- 1218- 00000	SalariesExpense,SchlStude	68,900.00	68,900.00	8,612.52	60,287.64	.16-
11000- 2100- 52111- 0000- 512001- 1217- 00000	EducRetirement	9,257.00	9,257.00	1,157.07	8,099.49	.44
11000- 2100- 52111- 0000- 512001- 1218- 00000	EducRetirement	23,414.00	23,414.00	1,905.75	15,041.80	6,466.45
11000- 2100- 52111- 4025- 512001- 1214- 00000	EducRetirement	12,633.00	12,633.00	2,631.75	9,892.71	108.54
11000- 2100- 52111- 4025- 512001- 1218- 00000	EducRetirement	12,506.00	12,506.00	1,563.18	10,942.26	.56
11000- 2100- 52112- 0000- 512001- 1217- 00000	ERARetireeHlth	1,020.00	1,020.00	127.50	892.50	
11000- 2100- 52112- 0000- 512001- 1218- 00000	ERARetireeHlth	2,580.00	2,580.00	210.00	1,657.50	712.50
11000- 2100- 52112- 4025- 512001- 1214- 00000	ERARetireeHlth	1,392.00	1,392.00	290.00	1,090.11	11.89
11000- 2100- 52112- 4025- 512001- 1218- 00000	ERARetireeHlth	1,378.00	1,378.00	172.26	1,205.82	.08-
11000- 2100- 52210- 0000- 512001- 1217- 00000	FICA Payments	3,162.00	3,162.00	377.10	2,660.93	123.97
11000- 2100- 52210- 0000- 512001- 1218- 00000	FICA Payments	7,998.00	7,998.00	582.93	4,649.23	2,765.84
11000- 2100- 52210- 4025- 512001- 1214- 00000	FICA Payments	4,316.00	4,316.00	855.15	3,213.27	247.58
11000- 2100- 52210- 4025- 512001- 1218- 00000	FICA Payments	4,272.00	4,272.00	493.89	3,566.19	211.92
11000- 2100- 52220- 0000- 512001- 1217- 00000	MedicarePaymnts	740.00	740.00	88.20	622.31	29.49
Selection Grouped by Account Type, Filtered by User Permissions, (Org = 120, Online/Offline = N, Period = 11, UnPosted JEs? = N, Assets and Liabilities? = N, Restricted Accts? = Y, Obj Digits = 0, Page Break Lvl =)						SCHOOLABILITY

Balances through 05/31/2024						Fiscal Year 2023/24	
Funds- Func- Obj ct - Pr gm- Locat n- JbCl - Opt nl	Description	Adopted Budget	Revised Budget	Encumbered	Expenditure	Account Balance	
Funds 11000 - Operational, Func 2100 - SuppSvcsStudnts (continued)							
11000- 2100- 52220- 0000- 512001- 1218- 00000	MedicarePaymnts	1,871.00	1,871.00	136.32	1,087.27	647.41	
11000- 2100- 52220- 4025- 512001- 1214- 00000	MedicarePaymnts	1,010.00	1,010.00	200.00	751.50	58.50	
11000- 2100- 52220- 4025- 512001- 1218- 00000	MedicarePaymnts	1,000.00	1,000.00	115.50	834.01	50.49	
11000- 2100- 52311- 0000- 512001- 1217- 00000	Hth&MedPremiums	6,716.00	6,716.00	839.43	6,130.09	253.52-	
11000- 2100- 52311- 0000- 512001- 1218- 00000	Hth&MedPremiums	24,404.00	24,404.00	2,460.90	17,389.88	4,553.22	
11000- 2100- 52311- 4025- 512001- 1214- 00000	Hth&MedPremiums	7,751.00	7,751.00	1,614.75	5,929.68	206.57	
11000- 2100- 52311- 4025- 512001- 1218- 00000	Hth&MedPremiums	5,102.00	5,102.00	1,277.49	5,977.28	2,152.77-	
11000- 2100- 52312- 0000- 512001- 1217- 00000	Life	32.00	32.00	4.32	29.88	2.20-	
11000- 2100- 52312- 0000- 512001- 1218- 00000	Life	64.00	64.00	4.32	36.72	22.96	
11000- 2100- 52312- 4025- 512001- 1214- 00000	Life	32.00	32.00	7.20	27.24	2.44-	
11000- 2100- 52312- 4025- 512001- 1218- 00000	Life	32.00	32.00	4.32	29.88	2.20-	
11000- 2100- 52313- 0000- 512001- 1217- 00000	Dental	258.00	285.00	32.16	247.37	5.47	
11000- 2100- 52313- 0000- 512001- 1218- 00000	Dental	857.00	857.00	89.82	667.38	99.80	
11000- 2100- 52313- 4025- 512001- 1214- 00000	Dental	121.00	121.00	25.05	92.33	3.62	
11000- 2100- 52313- 4025- 512001- 1218- 00000	Dental	241.00	324.00	57.15	265.88	.97	
11000- 2100- 52314- 0000- 512001- 1217- 00000	Vision	57.00	57.00	7.05	52.05	2.10-	
11000- 2100- 52314- 0000- 512001- 1218- 00000	Vision	150.00	150.00	11.01	86.78	52.21	
11000- 2100- 52314- 4025- 512001- 1214- 00000	Vision	53.00	53.00	10.95	40.37	1.68	
11000- 2100- 52314- 4025- 512001- 1218- 00000	Vision	53.00	53.00	11.01	53.01	11.02-	
11000- 2100- 52315- 0000- 512001- 1218- 00000	Disability	195.00	195.00		37.55	157.45	
11000- 2100- 52315- 4025- 512001- 1214- 00000	Disability	262.00	262.00	58.88	214.43	11.31-	
11000- 2100- 52500- 0000- 512001- 1217- 00000	UnemploymntComp	100.00	102.00	21.03	80.86	.11	
11000- 2100- 52500- 0000- 512001- 1218- 00000	UnemploymntComp	200.00	200.00		117.53	82.47	
11000- 2100- 52500- 4025- 512001- 1214- 00000	UnemploymntComp	100.00	103.00	10.87	93.74	1.61-	
11000- 2100- 52500- 4025- 512001- 1218- 00000	UnemploymntComp	100.00	115.00	9.87	94.70	10.43	
11000- 2100- 52710- 0000- 512001- 1217- 00000	WorkersCompPrem	599.00	599.00		599.00		
11000- 2100- 52710- 0000- 512001- 1218- 00000	WorkersCompPrem	1,515.00	1,515.00		1,515.00		
11000- 2100- 52710- 4025- 512001- 1214- 00000	WorkersCompPrem	817.00	817.00		817.00		
11000- 2100- 52710- 4025- 512001- 1218- 00000	WorkersCompPrem	809.00	809.00		809.00		
11000- 2100- 52720- 0000- 512001- 1217- 00000	WorkrsCompERFee	10.00	10.00	2.30	6.90	.80	
11000- 2100- 52720- 0000- 512001- 1218- 00000	WorkrsCompERFee	20.00	20.00	2.30	9.20	8.50	
11000- 2100- 52720- 4025- 512001- 1214- 00000	WorkrsCompERFee	10.00	10.00	2.30	6.90	.80	
11000- 2100- 52720- 4025- 512001- 1218- 00000	WorkrsCompERFee	10.00	10.00	2.30	6.90	.80	
11000- 2100- 53211- 2000- 512001- 0000- 00000	DiagsContracted	22,000.00	40,164.00	25,533.30	14,532.60	98.10	
11000- 2100- 53212- 2000- 512001- 0000- 00000	SpeechThrpsCont	9,000.00	9,225.00	1,137.50	7,293.20	794.30	
11000- 2100- 53213- 2000- 512001- 0000- 00000	OccThrpstCont	4,000.00	9,795.00	1,863.75	7,705.55	225.70	

Selection Grouped by Account Type, Filtered by User Permissions, (Org = 120, Online/Offline = N, Period = 11, UnPosted JEs? = N, Assets and Liabilities? = N, Restricted Accts? = Y, Objct = 5, Obj Digits = 0, Page Break Lvl =)

Balances through 05/31/2024						Fiscal Year 2023/24
Funds- Func- Obj ct - Pr gm- Locat n- JbCl - Opt nl	Description	Adopted Budget	Revised Budget	Encumbered	Expenditure	Account Balance
Funds 11000 - Operational, Func 2100 - SuppSvcsStudnts (continued)						
11000-2100-53215-2000-512001-0000-00000	PsychologsCnt	20,000.00	20,000.00	14,430.70	5,569.30	
11000-2100-53216-2000-512001-0000-00000	AudiologistsCnt		1,200.00		242.90	957.10
11000-2100-53217-2000-512001-0000-00000	IntrpretersCnt		711.00	302.27	1,008.53	599.80-
11000-2100-53330-0000-512001-0000-00000	ProfessDevelop			170.59		170.59-
11000-2100-53414-0000-512001-0000-00000	OthProfTechSvcs		31,207.00	1,425.56	29,781.24	.20
11000-2100-53711-0000-512001-0000-00000	Other Charges		300.00	300.00		
11000-2100-54320-0000-512001-0000-00000	Tech-R&M	21,000.00	21,000.00			21,000.00
11000-2100-55813-0000-512001-0000-00000	EmpTravNonTeach		43.00	42.73		.27
11000-2100-55915-0000-512001-0000-00000	OthContractSvcs	3,776.00	10,776.00	3,944.60	6,831.40	
11000-2100-56113-0000-512001-0000-00000	Software	25,000.00	27,460.00	17,655.79	32,639.21	22,835.00-
11000-2100-56118-0000-512001-0000-00000	GenSuppliesMats	1,000.00	4,000.00	183.00	2,974.80	842.20
11000-2100-56118-2000-512001-0000-00000	GenSuppliesMats	200.00	200.00			200.00
Total for Func 2100 and Expense accounts		563,695.00	633,930.00	124,450.69	458,543.07	50,936.24
Funds 11000 - Operational, Func 2200 - Suppt Svcs Inst						
11000-2200-53330-0000-512001-0000-00000	ProfessDevelop	1,000.00	7,000.00	1,130.05	4,514.22	1,355.73
11000-2200-55915-0000-512001-0000-00000	OthContractSvcs	10,000.00	20,864.00	7,230.62	13,633.38	
11000-2200-56113-0000-512001-0000-00000	Software	4,000.00	21,675.00	4,000.00	17,674.90	.10
11000-2200-56118-0000-512001-0000-00000	GenSuppliesMats	1,852.00	4,852.00	3,216.00	681.37	954.63
11000-2200-56119-0000-512001-0000-00000	SupplAssets<\$5k		7,172.00		488.75	6,683.25
Total for Func 2200 and Expense accounts		16,852.00	61,563.00	15,576.67	36,992.62	8,993.71
Funds 11000 - Operational, Func 2300 - SupptSvcs-Admin						
11000-2300-51100-0000-512001-1111-00000	SalariesExpense,Superinte	112,174.00	112,174.00	14,021.76	98,152.32	.08-
11000-2300-52111-0000-512001-1111-00000	EducRetirement	20,360.00	20,360.00	2,544.96	17,814.72	.32
11000-2300-52112-0000-512001-1111-00000	ERARetireeHlth	2,244.00	2,244.00	280.44	1,963.08	.48
11000-2300-52210-0000-512001-1111-00000	FICA Payments	6,955.00	6,955.00	849.15	5,945.25	160.60
11000-2300-52220-0000-512001-1111-00000	MedicarePaymnts	1,627.00	1,627.00	198.60	1,390.48	37.92
11000-2300-52311-0000-512001-1111-00000	Hth&MedPremiums	5,767.00	5,767.00	739.95	4,980.46	46.59
11000-2300-52312-0000-512001-1111-00000	Life	30.00	33.00	4.08	28.23	.69
11000-2300-52313-0000-512001-1111-00000	Dental	111.00	111.00	14.19	96.47	.34
11000-2300-52314-0000-512001-1111-00000	Vision	49.00	49.00	6.21	42.23	.56
11000-2300-52500-0000-512001-1111-00000	UnemploymntComp	92.00	99.00		98.78	.22
11000-2300-52710-0000-512001-1111-00000	WorkersCompPrem	1,317.00	1,317.00		1,317.00	
11000-2300-52720-0000-512001-1111-00000	WorkrsCompERFee	9.00	9.00	2.17	6.51	.32
11000-2300-53330-0000-512001-0000-00000	ProfessDevelop		2,000.00	100.00	633.98	1,266.02
11000-2300-53411-0000-512001-0000-00000	Auditing	23,000.00	23,000.00	5,134.24	17,865.76	
11000-2300-53413-0000-512001-0000-00000	Legal	31,000.00	31,000.00	1,403.07	29,596.93	

Selection Grouped by Account Type, Filtered by User Permissions, (Org = 120, Online/Offline = N, Period = 11, UnPosted JEs? = N, Assets and Liabilities? = N, Restricted Accts? = Y, Objct = 5, Obj Digits = 0, Page Break Lvl =)

Balances through 05/31/2024						Fiscal Year 2023/24
Funds- Func- Obj ct - Pr gm- Locat n- Jb Cl - Opt nl	Description	Adopted Budget	Revised Budget	Encumbered	Expenditure	Account Balance
Funds 11000 - Operational, Func 2300 - SupptSvcs-Admin (continued)						
11000- 2300- 53711- 0000- 512001- 0000- 00000	Other Charges	200.00	200.00			200.00
11000- 2300- 55400- 0000- 512001- 0000- 00000	Advertising	10,000.00	10,000.00	1,099.01	4,947.20	3,953.79
11000- 2300- 55812- 0000- 512001- 0000- 00000	Board Training	1,000.00	1,000.00		400.00	600.00
11000- 2300- 55915- 0000- 512001- 0000- 00000	OthContractSvcs	8,650.00	30,876.00	16,348.13	14,527.25	.62
Total for Func 2300 and Expense accounts		224,585.00	248,821.00	42,745.96	199,806.65	6,268.39
Funds 11000 - Operational, Func 2400 - SupSvcsSchAdmin						
11000- 2400- 51100- 0000- 512001- 1217- 00000	SalariesExpense,SecClerTe	42,000.00	42,000.00	5,250.00	35,859.47	890.53
11000- 2400- 51300- 0000- 512001- 1217- 00000	AddtnlCompenstn,SecClerTe	5,125.00	5,125.00	375.00	2,625.00	2,125.00
11000- 2400- 52111- 0000- 512001- 1217- 00000	EducRetirement	8,554.00	8,554.00	1,020.93	7,146.51	386.56
11000- 2400- 52112- 0000- 512001- 1217- 00000	ERARetireeHlth	943.00	943.00	112.50	787.50	43.00
11000- 2400- 52210- 0000- 512001- 1217- 00000	FICA Payments	2,924.00	2,924.00	316.11	2,377.42	230.47
11000- 2400- 52220- 0000- 512001- 1217- 00000	MedicarePaymnts	685.00	685.00	73.92	555.96	55.12
11000- 2400- 52311- 0000- 512001- 1217- 00000	Hth&MedPremiums		4,636.00	1,738.29	3,476.57	578.86-
11000- 2400- 52312- 0000- 512001- 1217- 00000	Life	32.00	35.00	4.32	29.88	.80
11000- 2400- 52313- 0000- 512001- 1217- 00000	Dental	822.00	856.00	102.66	752.82	.52
11000- 2400- 52314- 0000- 512001- 1217- 00000	Vision	136.00	136.00	16.98	119.55	.53-
11000- 2400- 52315- 0000- 512001- 1217- 00000	Disability				.47	.47-
11000- 2400- 52500- 0000- 512001- 1217- 00000	UnemploymntComp	100.00	100.00	18.57	72.38	9.05
11000- 2400- 52710- 0000- 512001- 1217- 00000	WorkersCompPrem	493.00	493.00		493.00	
11000- 2400- 52720- 0000- 512001- 1217- 00000	WorkrsCompERFee	10.00	10.00	2.30	6.90	.80
11000- 2400- 53330- 0000- 512001- 0000- 00000	ProfessDevelop		1,846.00	976.00	870.00	
11000- 2400- 53414- 0000- 512001- 0000- 00000	OthProfTechSvcs		6,099.00		6,098.74	.26
11000- 2400- 53711- 0000- 512001- 0000- 00000	Other Charges	100.00	248.00		247.39	.61
11000- 2400- 54610- 0000- 512001- 0000- 00000	RentLandBldngs		2,520.00		2,520.00	
11000- 2400- 55813- 0000- 512001- 0000- 00000	EmpTravNonTeach	1,000.00	1,000.00	268.00	125.00	607.00
11000- 2400- 55915- 0000- 512001- 0000- 00000	OthContractSvcs	800.00	800.00	600.00		200.00
11000- 2400- 55915- 1010- 512001- 0000- 00000	OthContractSvcs				1,600.00	1,600.00-
11000- 2400- 56113- 0000- 512001- 0000- 00000	Software		2,235.00		2,324.70	89.70-
11000- 2400- 56118- 0000- 512001- 0000- 00000	GenSuppliesMats	13,512.00	13,512.00	1,959.19	5,389.66	6,163.15
11000- 2400- 56119- 0000- 512001- 0000- 00000	SupplAssets<\$5k		3,275.00	86.98	201.96	2,986.06
Total for Func 2400 and Expense accounts		77,236.00	98,032.00	12,921.75	73,680.88	11,429.37
Funds 11000 - Operational, Func 2500 - Central Svcs						
11000- 2500- 53414- 0000- 512001- 0000- 00000	OthProfTechSvcs		143,954.00	29,566.52	114,387.48	
11000- 2500- 53711- 0000- 512001- 0000- 00000	Other Charges	350.00	945.00	144.32	799.85	.83
11000- 2500- 53711- 1010- 512001- 0000- 00000	Other Charges			59.00		59.00-
11000- 2500- 54320- 0000- 512001- 0000- 00000	Tech-R&M	188,954.00	163,954.00	13,797.14	33,987.66	116,169.20

Selection Grouped by Account Type, Filtered by User Permissions, (Org = 120, Online/Offline = N, Period = 11, UnPosted JEs? = N, Assets and Liabilities? = N, Restricted Accts? = Y, Objct = 5, Obj Digits = 0, Page Break Lvl =)

Balances through 05/31/2024						Fiscal Year 2023/24
Funds- Func- Obj ct - Pr gm- Locat n- Jb Cl - Opt nl	Description	Adopted Budget	Revised Budget	Encumbered	Expenditure	Account Balance
Funds 11000 - Operational, Func 2500 - Central Svcs (continued)						
11000-2500-54620-0000-512001-0000-00000	RentlEquipVehcl	19,659.00	21,284.00	3,180.00	18,310.50	206.50-
11000-2500-55400-0000-512001-0000-00000	Advertising	10,000.00	27,000.00	7,979.67	19,020.33	
11000-2500-55915-0000-512001-0000-00000	OthContractSvcs	600.00	1,050.00	1,126.25	1,000.00	1,076.25-
11000-2500-56113-0000-512001-0000-00000	Software	18,102.00	55,100.00	32,203.33	22,895.95	.72
11000-2500-56118-0000-512001-0000-00000	GenSuppliesMats	5,100.00	5,100.00	1,050.10	2,556.60	1,493.30
Total for Func 2500 and Expense accounts		242,765.00	418,387.00	89,106.33	212,958.37	116,322.30
Funds 11000 - Operational, Func 2600 - Op&MaintofPlant						
11000-2600-54311-0000-512001-0000-00000	MntRepFrnFixEqp		105.00		104.58	.42
11000-2600-54312-0000-512001-0000-00000	MntRepBlgsGrnds	19,000.00	34,899.00	15,971.21	18,927.60	.19
11000-2600-54411-0000-512001-0000-00000	Electricity	31,200.00	31,200.00	7,713.89	23,486.11	
11000-2600-54412-0000-512001-0000-00000	NatGasBuildings	4,000.00	4,932.00	2,101.92	1,929.89	900.19
11000-2600-54415-0000-512001-0000-00000	Water/Sewage	10,200.00	11,112.00	6,098.50	4,112.63	900.87
11000-2600-54416-0000-512001-0000-00000	CommunicatnSvcs	21,000.00	33,475.00	7,986.58	25,488.09	.33
11000-2600-54610-0000-512001-0000-00000	RentlLandBldngs		25,000.00	768.29		24,231.71
11000-2600-55200-0000-512001-0000-00000	PropertyLiablns	12,768.00	12,768.00		12,768.00	
11000-2600-55915-0000-512001-0000-00000	OthContractSvcs	73,887.00	101,752.00	45,650.44	60,782.59	4,681.03-
11000-2600-56118-0000-512001-0000-00000	GenSuppliesMats	10,000.00	10,000.00	2,565.27	454.86	6,979.87
11000-2600-56119-0000-512001-0000-00000	SupplAssets<\$5k	1,500.00	107,045.00	1,073.56		105,971.44
Total for Func 2600 and Expense accounts		183,555.00	372,288.00	89,929.66	148,054.35	134,303.99
Funds 11000 - Operational, Func 2900 - Oth Suppt Svcs						
11000-2900-58215-0000-512001-0000-00000	RestrictExpend	291,239.00	291,239.00			291,239.00
Total for Func 2900 and Expense accounts		291,239.00	291,239.00	.00	.00	291,239.00
Funds 11000 - Operational, Func 3100 - FoodSvcsOpertns						
11000-3100-53711-0000-512001-0000-00000	Other Charges				120.00	120.00-
11000-3100-56116-0000-512001-0000-00000	Food		1,000.00		300.37	699.63
11000-3100-56118-0000-512001-0000-00000	GenSuppliesMats	250.00	1,250.00	13.99	482.68	753.33
Total for Func 3100 and Expense accounts		250.00	2,250.00	13.99	903.05	1,332.96
Funds 11000 - Operational, Func 4000 - Capital Outlay						
11000-4000-54640-0000-512001-0000-00000	RentalLease2Pur		73,877.00	12,275.00	61,602.00	
Total for Func 4000 and Expense accounts		.00	73,877.00	12,275.00	61,602.00	.00
Total for Funds 11000		3,538,733.00	4,041,602.00	657,160.52	2,123,947.74	1,260,493.74
Funds 21000 - Food Svcs, Func 3100 - FoodSvcsOpertns						
21000-3100-53330-0000-512001-0000-00000	ProfessDevelop			65.00		65.00-
21000-3100-56116-0000-512001-0000-00000	Food	53,371.00	53,073.00	7,868.75	28,986.25	16,218.00
Total for Funds 21000, Func 3100 and Expense accounts		53,371.00	53,073.00	7,933.75	28,986.25	16,153.00

Selection Grouped by Account Type, Filtered by User Permissions, (Org = 120, Online/Offline = N, Period = 11, UnPosted JEs? = N, Assets and Liabilities? = N, Restricted Accts? = Y, Obj Digits = 0, Page Break Lvl =)

Balances through 05/31/2024						Fiscal Year 2023/24	
Funds- Func- Obj ct - Pr gm- Locat n- Jb Cl - Opt nl	Description	Adopted Budget	Revised Budget	Encumbered	Expenditure	Account Balance	
Funds 21100 - Unvrsl FreeMeal, Func 3100 - FoodSvcsOpertns							
21100- 3100- 56116- 0000- 512001- 0000- 00000	Food		120.00			120.00	
Total for Funds 21100, Func 3100 and Expense accounts		.00	120.00	.00	.00	120.00	
Funds 23000 - Non-InstrctSupp, Func 1000 - Instruction							
23000- 1000- 53711- 0000- 512001- 0000- 00000	Other Charges				17.41	17.41-	
23000- 1000- 53711- 9000- 512001- 0000- 00000	Other Charges		100.00		33.62	66.38	
23000- 1000- 55817- 9000- 512001- 0000- 00000	Student Travel			11.00	97.00	108.00-	
23000- 1000- 56118- 0000- 512001- 0000- 00000	GenSuppliesMats		1,416.00	885.12	1,175.42	644.54-	
23000- 1000- 56118- 1010- 512001- 0000- 00000	GenSuppliesMats		1,832.00	327.10	1,824.91	320.01-	
23000- 1000- 56118- 9000- 512001- 0000- 00000	GenSuppliesMats	2,158.00	3,662.00	93.41	3,128.11	440.48	
Total for Funds 23000, Func 1000 and Expense accounts		2,158.00	7,010.00	1,316.63	6,276.47	583.10-	
Funds 24101 - Title I - IASA, Func 1000 - Instruction							
24101- 1000- 51100- 1010- 512001- 1711- 00000	SalariesExpense,InstAsst1	53,703.00	53,703.00	6,500.55	33,828.71	13,373.74	
24101- 1000- 51300- 1010- 512001- 1711- 00000	AddtnlCompenstn,InstAsst1			520.85	1,979.23	2,500.08-	
24101- 1000- 52111- 1010- 512001- 1711- 00000	EducRetirement	9,605.00	9,605.00	1,274.45	6,499.24	1,831.31	
24101- 1000- 52112- 1010- 512001- 1711- 00000	ERARetireeHlth	1,075.00	1,075.00	140.45	716.24	218.31	
24101- 1000- 52210- 1010- 512001- 1711- 00000	FICA Payments	3,331.00	3,331.00	433.20	2,204.68	693.12	
24101- 1000- 52220- 1010- 512001- 1711- 00000	MedicarePaymnts	781.00	781.00	101.35	515.67	163.98	
24101- 1000- 52311- 1010- 512001- 1711- 00000	Hth&MedPremiums	2,069.00	2,069.00	138.40	1,089.03	841.57	
24101- 1000- 52312- 1010- 512001- 1711- 00000	Life	44.00	44.00	5.60	27.70	10.70	
24101- 1000- 52313- 1010- 512001- 1711- 00000	Dental	42.00	42.00			42.00	
24101- 1000- 52314- 1010- 512001- 1711- 00000	Vision	10.00	10.00		3.26	6.74	
24101- 1000- 52315- 1010- 512001- 1711- 00000	Disability	58.00	58.00	2.53	22.58	32.89	
24101- 1000- 52500- 1010- 512001- 1711- 00000	UnemploymntComp	134.00	134.00	23.15	81.69	29.16	
24101- 1000- 52710- 1010- 512001- 1711- 00000	WorkersCompPrem	852.00	852.00		852.00		
24101- 1000- 52720- 1010- 512001- 1711- 00000	WorkrsCompERFee	14.00	14.00	1.78	9.02	3.20	
24101- 1000- 56118- 1010- 512001- 0000- 00000	GenSuppliesMats	750.00	750.00	45.12	104.88	600.00	
Total for Func 1000 and Expense accounts		72,468.00	72,468.00	9,187.43	47,933.93	15,346.64	
Funds 24101 - Title I - IASA, Func 2400 - SupSvcsSchAdmin							
24101- 2400- 51300- 0000- 512001- 1217- 00000	AddtnlCompenstn,SecClerTe	2,500.00	2,500.00	312.51	2,187.57	.08-	
24101- 2400- 52111- 0000- 512001- 1217- 00000	EducRetirement	454.00	454.00	56.73	397.11	.16	
24101- 2400- 52112- 0000- 512001- 1217- 00000	ERARetireeHlth	50.00	50.00	6.24	43.68	.08	
24101- 2400- 52210- 0000- 512001- 1217- 00000	FICA Payments	155.00	155.00	19.38	135.66	.04-	
24101- 2400- 52220- 0000- 512001- 1217- 00000	MedicarePaymnts	37.00	37.00	4.53	31.71	.76	
24101- 2400- 52500- 0000- 512001- 1217- 00000	UnemploymntComp			1.02	3.98	5.00-	
Total for Func 2400 and Expense accounts		3,196.00	3,196.00	400.41	2,799.71	4.12-	

Selection Grouped by Account Type, Filtered by User Permissions, (Org = 120, Online/Offline = N, Period = 11, UnPosted JEs? = N, Assets and Liabilities? = N, Restricted Accts? = Y, Objct = 5, Obj Digits = 0, Page Break Lvl =)

Balances through 05/31/2024						Fiscal Year 2023/24
Funds- Func- Obj ct - Pr gm- Locat n- Jb Cl - Opt nl	Description	Adopted Budget	Revised Budget	Encumbered	Expenditure	Account Balance
Total for Funds 24101		75,664.00	75,664.00	9,587.84	50,733.64	15,342.52
Funds 24106 - IDEABEntitlemnt, Func 1000 - Instruction						
24106- 1000- 51100- 2000- 512001- 1412- 00000	SalariesExpense,Teachers	24,921.00	24,921.00	2,026.65	17,266.95	5,627.40
24106- 1000- 52111- 2000- 512001- 1412- 00000	EducRetirement	5,475.00	5,475.00	367.85	3,134.02	1,973.13
24106- 1000- 52112- 2000- 512001- 1412- 00000	ERARetireeHlth	499.00	499.00	40.55	345.40	113.05
24106- 1000- 52210- 2000- 512001- 1412- 00000	FICA Payments	1,546.00	1,546.00	121.10	1,021.38	403.52
24106- 1000- 52220- 2000- 512001- 1412- 00000	MedicarePaymnts	362.00	362.00	28.30	238.81	94.89
24106- 1000- 52311- 2000- 512001- 1412- 00000	Hth&MedPremiums	3,076.00	3,076.00	165.50	1,792.42	1,118.08
24106- 1000- 52312- 2000- 512001- 1412- 00000	Life	12.00	12.00	1.05	7.79	3.16
24106- 1000- 52313- 2000- 512001- 1412- 00000	Dental	163.00	163.00	3.70	50.72	108.58
24106- 1000- 52314- 2000- 512001- 1412- 00000	Vision	19.00	19.00	1.65	5.61	11.74
24106- 1000- 52315- 2000- 512001- 1412- 00000	Disability				24.01	24.01-
24106- 1000- 52500- 2000- 512001- 1412- 00000	UnemploymntComp	36.00	36.00		47.57	11.57-
24106- 1000- 52710- 2000- 512001- 1412- 00000	WorkersCompPrem	414.00	414.00		414.00	
24106- 1000- 52720- 2000- 512001- 1412- 00000	WorkrsCompERFee	4.00	4.00	.34	3.10	.56
Total for Funds 24106, Func 1000 and Expense accounts		36,527.00	36,527.00	2,756.69	24,351.78	9,418.53
Funds 24115 - TitleIIASAMtSc, Func 2300 - SupptSvcs-Admin						
24115- 2300- 53330- 0000- 512001- 0000- 00000	ProfessDevelop			271.77		271.77-
Total for Funds 24115, Func 2300 and Expense accounts		.00	.00	271.77	.00	271.77-
Funds 24154 - TchPrinTrainRec, Func 2200 - Suppt Svcs Inst						
24154- 2200- 53330- 0000- 512001- 0000- 00000	ProfessDevelop	6,225.00	19,032.00		2,610.00	16,422.00
Total for Func 2200 and Expense accounts		6,225.00	19,032.00	.00	2,610.00	16,422.00
Funds 24154 - TchPrinTrainRec, Func 2500 - Central Svcs						
24154- 2500- 55400- 0000- 512001- 0000- 00000	Advertising				538.13	538.13-
Total for Func 2500 and Expense accounts		.00	.00	.00	538.13	538.13-
Total for Funds 24154		6,225.00	19,032.00	.00	3,148.13	15,883.87
Funds 24174 - CP-Second-Curr, Func 1000 - Instruction						
24174- 1000- 51100- 1010- 512001- 1411- 00000	SalariesExpense,Teachers	5,837.00	5,837.00			5,837.00
24174- 1000- 52111- 1010- 512001- 1411- 00000	EducRetirement	452.00	452.00			452.00
24174- 1000- 52112- 1010- 512001- 1411- 00000	ERARetireeHlth	117.00	117.00			117.00
24174- 1000- 52210- 1010- 512001- 1411- 00000	FICA Payments	362.00	362.00			362.00
24174- 1000- 52220- 1010- 512001- 1411- 00000	MedicarePaymnts	85.00	85.00			85.00
24174- 1000- 52311- 1010- 512001- 1411- 00000	Hth&MedPremiums	562.00	562.00			562.00
24174- 1000- 52312- 1010- 512001- 1411- 00000	Life	4.00	4.00			4.00
24174- 1000- 52313- 1010- 512001- 1411- 00000	Dental	14.00	14.00			14.00

Selection Grouped by Account Type, Filtered by User Permissions, (Org = 120, Online/Offline = N, Period = 11, UnPosted JEs? = N, Assets and Liabilities? = N, Restricted Accts? = Y, Objct = 5, Obj Digits = 0, Page Break Lvl =)

Balances through 05/31/2024						Fiscal Year 2023/24
Funds- Func- Obj ct - Pr gm- Locat n- JbCl - Opt nl	Description	Adopted Budget	Revised Budget	Encumbered	Expenditure	Account Balance
Funds 24174 - CP-Second-Curr, Func 1000 - Instruction (continued)						
24174- 1000- 52314- 1010- 512001- 1411- 00000	Vision	6.00	6.00			6.00
24174- 1000- 52500- 1010- 512001- 1411- 00000	UnemploymntComp	11.00	11.00			11.00
24174- 1000- 52710- 1010- 512001- 1411- 00000	WorkersCompPrem	77.00	77.00		77.00	
24174- 1000- 52720- 1010- 512001- 1411- 00000	WorkrsCompERFee	2.00	2.00			2.00
Total for Funds 24174, Func 1000 and Expense accounts		7,529.00	7,529.00	.00	77.00	7,452.00
Funds 24189 - SSAE Title IV, Func 2100 - SuppSvcsStudnts						
24189- 2100- 51100- 0000- 512001- 1214- 00000	SalariesExpense,Couns-Soc	7,200.00	7,406.00	1,518.85	5,631.41	255.74
24189- 2100- 52111- 0000- 512001- 1214- 00000	EducRetirement	1,307.00	1,307.00	275.65	1,022.03	9.32
24189- 2100- 52112- 0000- 512001- 1214- 00000	ERARetireeHlth	144.00	144.00	30.40	112.70	.90
24189- 2100- 52210- 0000- 512001- 1214- 00000	FICA Payments	447.00	447.00	90.75	336.52	19.73
24189- 2100- 52220- 0000- 512001- 1214- 00000	MedicarePaymnts	105.00	105.00	21.25	78.78	4.97
24189- 2100- 52311- 0000- 512001- 1214- 00000	Hth&MedPremiums	613.00	613.00	124.00	458.36	30.64
24189- 2100- 52312- 0000- 512001- 1214- 00000	Life	4.00	4.00	.80	2.94	.26
24189- 2100- 52313- 0000- 512001- 1214- 00000	Dental	15.00	15.00	2.80	10.38	1.82
24189- 2100- 52314- 0000- 512001- 1214- 00000	Vision	7.00	7.00	1.20	4.48	1.32
24189- 2100- 52500- 0000- 512001- 1214- 00000	UnemploymntComp	12.00	12.00		10.00	2.00
24189- 2100- 52710- 0000- 512001- 1214- 00000	WorkersCompPrem	144.00	144.00		144.00	
24189- 2100- 52720- 0000- 512001- 1214- 00000	WorkrsCompERFee	2.00	2.00	.25	.72	1.03
Total for Funds 24189, Func 2100 and Expense accounts		10,000.00	10,206.00	2,065.95	7,812.32	327.73
Funds 24190 - Title I CSI, Func 1000 - Instruction						
24190- 1000- 51300- 1010- 512001- 1411- 00000	AddtnlCompenstn,Teachers		6,727.00		6,000.00	727.00
24190- 1000- 52111- 1010- 512001- 1411- 00000	EducRetirement				1,089.00	1,089.00-
24190- 1000- 52112- 1010- 512001- 1411- 00000	ERARetireeHlth				120.01	120.01-
24190- 1000- 52210- 1010- 512001- 1411- 00000	FICA Payments				372.01	372.01-
24190- 1000- 52220- 1010- 512001- 1411- 00000	MedicarePaymnts				86.97	86.97-
24190- 1000- 53330- 0000- 512001- 0000- 00000	ProfessDevelop	91,564.00				
24190- 1000- 56119- 1010- 512001- 0000- 00000	SupplAssets<\$5k		84,837.00		83,896.01	940.99
Total for Funds 24190, Func 1000 and Expense accounts		91,564.00	91,564.00	.00	91,564.00	.00
Funds 24330 - ESSER III, Func 1000 - Instruction						
24330- 1000- 51100- 0000- 512001- 1611- 00000	SalariesExpense,SubsSickL		15,976.00	1,785.02	10,894.87	3,296.11
24330- 1000- 51100- 1010- 512001- 1411- 00000	SalariesExpense,Teachers	74,680.00	19,751.00		19,750.02	.98
24330- 1000- 51100- 1010- 512001- 1711- 00000	SalariesExpense,InstAsst1		42,570.00	7,968.75	25,500.00	9,101.25
24330- 1000- 51100- 2000- 512001- 1412- 00000	SalariesExpense,Teachers	45,279.00	785.00		784.32	.68
24330- 1000- 52111- 0000- 512001- 1611- 00000	EducRetirement		2,900.00	323.98	1,977.42	598.60
24330- 1000- 52111- 1010- 512001- 1411- 00000	EducRetirement	13,555.00	3,585.00		3,584.63	.37

Selection Grouped by Account Type, Filtered by User Permissions, (Org = 120, Online/Offline = N, Period = 11, UnPosted JEs? = N, Assets and Liabilities? = N, Restricted Accts? = Y, Objct = 5, Obj Digits = 0, Page Break Lvl =)

Balances through 05/31/2024						Fiscal Year 2023/24
Funds- Func- Obj ct - Pr gm- Locat n- JbCl - Opt nl	Description	Adopted Budget	Revised Budget	Encumbered	Expenditure	Account Balance
Funds 24330 - ESSER III, Func 1000 - Instruction (continued)						
24330- 1000- 52111- 1010- 512001- 1711- 00000	EducRetirement		6,075.00	1,446.35	4,628.32	.33
24330- 1000- 52111- 2000- 512001- 1412- 00000	EducRetirement	8,219.00	143.00		142.35	.65
24330- 1000- 52112- 0000- 512001- 1611- 00000	ERARetireeHlth		320.00	35.70	217.92	66.38
24330- 1000- 52112- 1010- 512001- 1411- 00000	ERARetireeHlth	1,494.00	395.00		395.00	
24330- 1000- 52112- 1010- 512001- 1711- 00000	ERARetireeHlth		670.00	159.40	510.08	.52
24330- 1000- 52112- 2000- 512001- 1412- 00000	ERARetireeHlth	906.00	16.00		15.69	.31
24330- 1000- 52210- 0000- 512001- 1611- 00000	FICA Payments		991.00	110.67	675.48	204.85
24330- 1000- 52210- 1010- 512001- 1411- 00000	FICA Payments	4,631.00	1,143.00		1,142.15	.85
24330- 1000- 52210- 1010- 512001- 1711- 00000	FICA Payments		2,005.00	477.15	1,526.88	.97
24330- 1000- 52210- 2000- 512001- 1412- 00000	FICA Payments	2,808.00	47.00		46.90	.10
24330- 1000- 52220- 0000- 512001- 1611- 00000	MedicarePaymnts		232.00	25.89	157.98	48.13
24330- 1000- 52220- 1010- 512001- 1411- 00000	MedicarePaymnts	1,084.00	268.00		267.10	.90
24330- 1000- 52220- 1010- 512001- 1711- 00000	MedicarePaymnts		469.00	111.60	357.12	.28
24330- 1000- 52220- 2000- 512001- 1412- 00000	MedicarePaymnts	657.00	11.00		10.96	.04
24330- 1000- 52311- 1010- 512001- 1411- 00000	Hth&MedPremiums	7,802.00	3,164.00		3,163.74	.26
24330- 1000- 52311- 1010- 512001- 1711- 00000	Hth&MedPremiums		4,347.00	1,034.80	3,311.36	.84
24330- 1000- 52311- 2000- 512001- 1412- 00000	Hth&MedPremiums	5,589.00	63.00		62.60	.40
24330- 1000- 52312- 1010- 512001- 1411- 00000	Life	39.00	10.00		9.24	.76
24330- 1000- 52312- 1010- 512001- 1711- 00000	Life		31.00	7.20	23.04	.76
24330- 1000- 52312- 2000- 512001- 1412- 00000	Life	21.00	1.00		.41	.59
24330- 1000- 52313- 1010- 512001- 1411- 00000	Dental	290.00	128.00		127.98	.02
24330- 1000- 52313- 1010- 512001- 1711- 00000	Dental		241.00	57.20	183.04	.76
24330- 1000- 52313- 2000- 512001- 1412- 00000	Dental	295.00	2.00		1.44	.56
24330- 1000- 52314- 1010- 512001- 1411- 00000	Vision	64.00	20.00		19.38	.62
24330- 1000- 52314- 2000- 512001- 1412- 00000	Vision	34.00	1.00		.63	.37
24330- 1000- 52315- 1010- 512001- 1411- 00000	Disability	53.00	40.00		39.52	.48
24330- 1000- 52500- 0000- 512001- 1611- 00000	UnemploymntComp		53.00	5.89	35.95	11.16
24330- 1000- 52500- 1010- 512001- 1411- 00000	UnemploymntComp	120.00				
24330- 1000- 52500- 1010- 512001- 1711- 00000	UnemploymntComp		79.00	26.30	52.60	.10
24330- 1000- 52500- 2000- 512001- 1412- 00000	UnemploymntComp	65.00				
24330- 1000- 52710- 1010- 512001- 1411- 00000	WorkersCompPrem	1,047.00	1,047.00		1,597.00	550.00-
24330- 1000- 52710- 1010- 512001- 1711- 00000	WorkersCompPrem		550.00			550.00
24330- 1000- 52710- 2000- 512001- 1412- 00000	WorkersCompPrem	490.00	411.00		411.00	
24330- 1000- 52720- 0000- 512001- 1610- 00000	WorkrsCompERFee		7.00			7.00
24330- 1000- 52720- 0000- 512001- 1611- 00000	WorkrsCompERFee			2.30	4.60	6.90-
24330- 1000- 52720- 1010- 512001- 1411- 00000	WorkrsCompERFee	12.00	6.00		5.06	.94

Selection Grouped by Account Type, Filtered by User Permissions, (Org = 120, Online/Offline = N, Period = 11, UnPosted JEs? = N, Assets and Liabilities? = N, Restricted Accts? = Y, Objct = 5, Obj Digits = 0, Page Break Lvl =)

Balances through 05/31/2024						Fiscal Year 2023/24	
Funds- Func- Obj ct - Pr gm- Locat n- JbCl - Opt nl	Description	Adopted Budget	Revised Budget	Encumbered	Expenditure	Account Balance	
Funds 24330 - ESSER III, Func 1000 - Instruction (continued)							
24330- 1000- 52720- 1010- 512001- 1711- 00000	WorkrsCompERFee		7.00	2.30	4.60	.10	
24330- 1000- 52720- 2000- 512001- 1412- 00000	WorkrsCompERFee	7.00	1.00		.22	.78	
24330- 1000- 56113- 1010- 512001- 0000- 00000	Software		11,610.00		11,610.00		
24330- 1000- 56118- 1010- 512001- 0000- 00000	GenSuppliesMats		4,766.00		19.49	4,746.51	
Total for Func 1000 and Expense accounts		169,241.00	124,937.00	13,580.50	93,268.09	18,088.41	
Funds 24330 - ESSER III, Func 2100 - SuppSvcsStudnts							
24330- 2100- 51100- 0000- 512001- 1214- 00000	SalariesExpense,Couns-Soc	50,080.00	48,962.00	10,164.50	38,765.32	32.18	
24330- 2100- 51100- 0000- 512001- 1218- 00000	SalariesExpense,SchlStude		35,625.00	5,625.00	30,000.00		
24330- 2100- 52111- 0000- 512001- 1214- 00000	EducRetirement	9,090.00	8,881.00	1,844.85	7,035.87	.28	
24330- 2100- 52111- 0000- 512001- 1218- 00000	EducRetirement		6,466.00	1,020.93	5,444.96	.11	
24330- 2100- 52112- 0000- 512001- 1214- 00000	ERARetireeHlth	1,002.00	979.00	203.30	775.33	.37	
24330- 2100- 52112- 0000- 512001- 1218- 00000	ERARetireeHlth		713.00	112.50	600.00	.50	
24330- 2100- 52210- 0000- 512001- 1214- 00000	FICA Payments	3,105.00	2,925.00	607.45	2,316.98	.57	
24330- 2100- 52210- 0000- 512001- 1218- 00000	FICA Payments		2,146.00	338.76	1,806.72	.52	
24330- 2100- 52220- 0000- 512001- 1214- 00000	MedicarePaymnts	727.00	684.00	142.05	541.84	.11	
24330- 2100- 52220- 0000- 512001- 1218- 00000	MedicarePaymnts		502.00	79.23	422.56	.21	
24330- 2100- 52311- 0000- 512001- 1214- 00000	Hth&MedPremiums	3,572.00	3,984.00	830.00	3,153.97	.03	
24330- 2100- 52311- 0000- 512001- 1218- 00000	Hth&MedPremiums		3,933.00	620.88	3,311.36	.76	
24330- 2100- 52312- 0000- 512001- 1214- 00000	Life	23.00	26.00	5.35	20.30	.35	
24330- 2100- 52312- 0000- 512001- 1218- 00000	Life		28.00	4.32	23.04	.64	
24330- 2100- 52313- 0000- 512001- 1214- 00000	Dental	85.00	90.00	18.55	70.76	.69	
24330- 2100- 52313- 0000- 512001- 1218- 00000	Dental		109.00	17.19	91.68	.13	
24330- 2100- 52314- 0000- 512001- 1214- 00000	Vision	37.00	39.00	8.10	30.90		
24330- 2100- 52314- 0000- 512001- 1218- 00000	Vision		48.00	7.53	40.16	.31	
24330- 2100- 52315- 0000- 512001- 1218- 00000	Disability		162.00	26.12	134.91	.97	
24330- 2100- 52500- 0000- 512001- 1214- 00000	UnemploymntComp	70.00	74.00		67.10	6.90	
24330- 2100- 52500- 0000- 512001- 1218- 00000	UnemploymntComp		7.00	18.57	61.90	73.47-	
24330- 2100- 52710- 0000- 512001- 1214- 00000	WorkersCompPrem	583.00	508.00		508.00		
24330- 2100- 52720- 0000- 512001- 1214- 00000	WorkrsCompERFee	7.00	7.00	1.71	5.16	.13	
24330- 2100- 52720- 0000- 512001- 1218- 00000	WorkrsCompERFee		7.00	2.30	4.60	.10	
Total for Func 2100 and Expense accounts		68,381.00	116,905.00	21,699.19	95,233.42	27.61-	
Funds 24330 - ESSER III, Func 2600 - Op&MaintofPlant							
24330- 2600- 54416- 0000- 512001- 0000- 00000	CommunicatnSvcs		526.00	227.01	298.00	.99	
Total for Func 2600 and Expense accounts		.00	526.00	227.01	298.00	.99	
Total for Funds 24330		237,622.00	242,368.00	35,506.70	188,799.51	18,061.79	

Selection Grouped by Account Type, Filtered by User Permissions, (Org = 120, Online/Offline = N, Period = 11, UnPosted JEs? = N, Assets and Liabilities? = N, Restricted Accts? = Y, Objct = 5, Obj Digits = 0, Page Break Lvl =)

Balances through 05/31/2024						Fiscal Year 2023/24
Funds- Func- Obj ct - Pr gm- Locat n- Jb Cl - Opt nl	Description	Adopted Budget	Revised Budget	Encumbered	Expenditure	Account Balance
Funds 24349 - ARP Preschool, Func 1000 - Instruction						
24349- 1000- 51100- 2000- 512001- 1412- 00000	SalariesExpense,Teachers	1,034.00	1,034.00			1,034.00
Total for Funds 24349, Func 1000 and Expense accounts		1,034.00	1,034.00	.00	.00	1,034.00
Funds 26207 - CNM Foundation, Func 1000 - Instruction						
26207- 1000- 56118- 1010- 512001- 0000- 00000	GenSuppliesMats	574.00	574.00			574.00
Total for Funds 26207, Func 1000 and Expense accounts		574.00	574.00	.00	.00	574.00
Funds 27107 - 2012GOBondsSB66, Func 1000 - Instruction						
27107- 1000- 56113- 1010- 512001- 0000- 00000	Software			3,544.20		3,544.20-
Total for Func 1000 and Expense accounts		.00	.00	3,544.20	.00	3,544.20-
Funds 27107 - 2012GOBondsSB66, Func 2200 - Suppt Svcs Inst						
27107- 2200- 56114- 0000- 512001- 0000- 00000	LibraryAudioVis	2,873.00	7,164.00			7,164.00
Total for Func 2200 and Expense accounts		2,873.00	7,164.00	.00	.00	7,164.00
Total for Funds 27107		2,873.00	7,164.00	3,544.20	.00	3,619.80
Funds 27109 - IM-GAA of 2019, Func 1000 - Instruction						
27109- 1000- 56107- 1010- 512001- 0000- 00000	InsMatCR50%Txbk	3,538.00	3,538.00			3,538.00
Total for Funds 27109, Func 1000 and Expense accounts		3,538.00	3,538.00	.00	.00	3,538.00
Funds 27407 - FII, Func 1000 - Instruction						
27407- 1000- 51100- 1010- 512001- 1411- 00000	SalariesExpense,Teachers		46,332.00	8,825.00	34,711.69	2,795.31
27407- 1000- 51100- 1010- 512001- 1711- 00000	SalariesExpense,InstAsst1	9,818.00	32,213.00	7,329.95	26,244.55	1,361.50-
27407- 1000- 52111- 1010- 512001- 1411- 00000	EducRetirement		8,800.00	1,601.75	6,300.20	898.05
27407- 1000- 52111- 1010- 512001- 1711- 00000	EducRetirement	1,782.00	6,047.00	1,330.40	4,763.42	46.82-
27407- 1000- 52112- 1010- 512001- 1411- 00000	ERARetireeHlth		927.00	176.50	694.22	56.28
27407- 1000- 52112- 1010- 512001- 1711- 00000	ERARetireeHlth	197.00	645.00	146.60	524.84	26.44-
27407- 1000- 52210- 1010- 512001- 1411- 00000	FICA Payments		2,792.00	531.75	2,091.76	168.49
27407- 1000- 52210- 1010- 512001- 1711- 00000	FICA Payments	371.00	1,877.00	428.00	1,531.87	82.87-
27407- 1000- 52220- 1010- 512001- 1411- 00000	MedicarePaymnts		653.00	124.35	489.17	39.48
27407- 1000- 52220- 1010- 512001- 1711- 00000	MedicarePaymnts	143.00	439.00	100.05	358.20	19.25-
27407- 1000- 52311- 1010- 512001- 1411- 00000	Hth&MedPremiums		2,844.00	543.25	2,128.24	172.51
27407- 1000- 52311- 1010- 512001- 1711- 00000	Hth&MedPremiums	1,827.00	7,921.00	1,707.00	5,284.80	929.20
27407- 1000- 52312- 1010- 512001- 1411- 00000	Life		23.00	4.30	16.86	1.84
27407- 1000- 52312- 1010- 512001- 1711- 00000	Life	9.00	32.00	6.65	22.52	2.83
27407- 1000- 52313- 1010- 512001- 1411- 00000	Dental		158.00	30.05	118.19	9.76
27407- 1000- 52314- 1010- 512001- 1411- 00000	Vision		38.00	6.55	25.77	5.68
27407- 1000- 52315- 1010- 512001- 1711- 00000	Disability	42.00	147.00	31.15	95.30	20.55
27407- 1000- 52500- 1010- 512001- 1411- 00000	UnemploymntComp		65.00		58.20	6.80

Selection Grouped by Account Type, Filtered by User Permissions, (Org = 120, Online/Offline = N, Period = 11, UnPosted JEs? = N, Assets and Liabilities? = N, Restricted Accts? = Y, Objct = 5, Obj Digits = 0, Page Break Lvl =)

Balances through 05/31/2024						Fiscal Year 2023/24
Funds- Func- Obj ct - Pr gm- Locat n- Jb Cl - Opt nl	Description	Adopted Budget	Revised Budget	Encumbered	Expenditure	Account Balance
Funds 27407 - FII, Func 1000 - Instruction (continued)						
27407- 1000- 52500- 1010- 512001- 1711- 00000	UnemploymntComp	26.00	111.00	24.20	86.63	.17
27407- 1000- 52710- 1010- 512001- 1711- 00000	WorkersCompPrem	163.00	211.00			211.00
27407- 1000- 52720- 1010- 512001- 1411- 00000	WorkrsCompERFee		100.00	1.38	4.37	94.25
27407- 1000- 52720- 1010- 512001- 1711- 00000	WorkrsCompERFee	3.00	103.00	2.13	6.39	94.48
Total for Func 1000 and Expense accounts		14,381.00	112,478.00	22,951.01	85,557.19	3,969.80
Funds 27407 - FII, Func 2100 - SuppSvcsStudnts						
27407- 2100- 51100- 0000- 512001- 1214- 00000	SalariesExpense,Couns-Soc	69,600.00				
27407- 2100- 52111- 0000- 512001- 1214- 00000	EducRetirement	12,633.00				
27407- 2100- 52112- 0000- 512001- 1214- 00000	ERARetireeHlth	1,392.00				
27407- 2100- 52210- 0000- 512001- 1214- 00000	FICA Payments	4,316.00				
27407- 2100- 52220- 0000- 512001- 1214- 00000	MedicarePaymnts	1,010.00				
27407- 2100- 52311- 0000- 512001- 1214- 00000	Hth&MedPremiums	7,751.00				
27407- 2100- 52312- 0000- 512001- 1214- 00000	Life	32.00				
27407- 2100- 52313- 0000- 512001- 1214- 00000	Dental	121.00				
27407- 2100- 52314- 0000- 512001- 1214- 00000	Vision	53.00				
27407- 2100- 52315- 0000- 512001- 1214- 00000	Disability	262.00				
27407- 2100- 52500- 0000- 512001- 1214- 00000	UnemploymntComp	100.00				
27407- 2100- 52710- 0000- 512001- 1214- 00000	WorkersCompPrem	817.00				
27407- 2100- 52720- 0000- 512001- 1214- 00000	WorkrsCompERFee	10.00				
Total for Func 2100 and Expense accounts		98,097.00	.00	.00	.00	.00
Total for Funds 27407		112,478.00	112,478.00	22,951.01	85,557.19	3,969.80
Funds 27502 - Next Gen CTE, Func 1000 - Instruction						
27502- 1000- 51100- 1010- 512001- 1411- 00000	SalariesExpense,Teachers	38,715.00	38,715.00			38,715.00
27502- 1000- 51300- 1010- 512001- 1411- 00000	AddtnlCompenstn,Teachers	1,000.00	1,000.00			1,000.00
27502- 1000- 52111- 1010- 512001- 1411- 00000	EducRetirement	7,806.00	7,806.00			7,806.00
27502- 1000- 52112- 1010- 512001- 1411- 00000	ERARetireeHlth	795.00	795.00			795.00
27502- 1000- 52210- 1010- 512001- 1411- 00000	FICA Payments	2,470.00	2,470.00			2,470.00
27502- 1000- 52220- 1010- 512001- 1411- 00000	MedicarePaymnts	577.00	577.00			577.00
27502- 1000- 52311- 1010- 512001- 1411- 00000	Hth&MedPremiums	5,065.00	5,065.00			5,065.00
27502- 1000- 52312- 1010- 512001- 1411- 00000	Life	19.00	19.00			19.00
27502- 1000- 52313- 1010- 512001- 1411- 00000	Dental	184.00	184.00			184.00
27502- 1000- 52314- 1010- 512001- 1411- 00000	Vision	62.00	62.00			62.00
27502- 1000- 52315- 1010- 512001- 1411- 00000	Disability	163.00	163.00			163.00
27502- 1000- 52500- 1010- 512001- 1411- 00000	UnemploymntComp	56.00	56.00			56.00
27502- 1000- 52710- 1010- 512001- 1411- 00000	WorkersCompPrem	367.00	367.00		367.00	

Selection Grouped by Account Type, Filtered by User Permissions, (Org = 120, Online/Offline = N, Period = 11, UnPosted JEs? = N, Assets and Liabilities? = N, Restricted Accts? = Y, Objct = 5, Obj Digits = 0, Page Break Lvl =)

Balances through 05/31/2024					Fiscal Year 2023/24	
Funds- Func- Obj ct - Pr gm- Locat n- JbCl - Opt nl	Description	Adopted Budget	Revised Budget	Encumbered	Expenditure	Account Balance
Funds 27502 - Next Gen CTE, Func 1000 - Instruction (continued)						
27502- 1000- 52720- 1010- 512001- 1411- 00000	WorkrsCompERFee	6.00	6.00			6.00
Total for Funds 27502, Func 1000 and Expense accounts		57,285.00	57,285.00	.00	367.00	56,918.00
Funds 27901 - Indian Ed Act, Func 1000 - Instruction						
27901- 1000- 51100- 1010- 512001- 1411- 00000	SalariesExpense,Teachers	39,536.00	30,181.00			30,181.00
27901- 1000- 51100- 1010- 512001- 1711- 00000	SalariesExpense,InstAsst1		10,632.00	2,531.25	8,100.00	.75
27901- 1000- 51300- 1010- 512001- 1411- 00000	AddtnlCompenstrn,Teachers		6,875.00	937.50	5,937.50	
27901- 1000- 51300- 1010- 512001- 1711- 00000	AddtnlCompenstrn,InstAsst1		1,500.00	312.50	1,187.50	
27901- 1000- 52111- 1010- 512001- 1411- 00000	EducRetirement	7,176.00	1,248.00	170.16	1,077.68	.16
27901- 1000- 52111- 1010- 512001- 1711- 00000	EducRetirement		2,202.00	516.10	1,685.54	.36
27901- 1000- 52112- 1010- 512001- 1411- 00000	ERARetireeHlth	791.00	138.00	18.75	118.75	.50
27901- 1000- 52112- 1010- 512001- 1711- 00000	ERARetireeHlth		243.00	56.85	185.67	.48
27901- 1000- 52210- 1010- 512001- 1411- 00000	FICA Payments	2,452.00	427.00	58.14	368.22	.64
27901- 1000- 52210- 1010- 512001- 1711- 00000	FICA Payments		753.00	176.30	575.77	.93
27901- 1000- 52220- 1010- 512001- 1411- 00000	MedicarePaymnts	574.00	100.00	13.59	86.07	.34
27901- 1000- 52220- 1010- 512001- 1711- 00000	MedicarePaymnts		176.00	41.25	134.73	.02
27901- 1000- 52311- 1010- 512001- 1411- 00000	Hth&MedPremiums	2,889.00				
27901- 1000- 52312- 1010- 512001- 1411- 00000	Life	23.00				
27901- 1000- 52312- 1010- 512001- 1711- 00000	Life		10.00	2.15	6.88	.97
27901- 1000- 52313- 1010- 512001- 1411- 00000	Dental	169.00				
27901- 1000- 52314- 1010- 512001- 1411- 00000	Vision	37.00				
27901- 1000- 52500- 1010- 512001- 1411- 00000	UnemploymntComp	70.00	9.00		8.56	.44
27901- 1000- 52500- 1010- 512001- 1711- 00000	UnemploymntComp		29.00	9.40	19.04	.56
27901- 1000- 52710- 1010- 512001- 1411- 00000	WorkersCompPrem	802.00				
27901- 1000- 52720- 1010- 512001- 1411- 00000	WorkrsCompERFee	7.00				
27901- 1000- 52720- 1010- 512001- 1711- 00000	WorkrsCompERFee		3.00	.69	1.38	.93
Total for Funds 27901, Func 1000 and Expense accounts		54,526.00	54,526.00	4,844.63	19,493.29	30,188.08
Funds 28211 - Covid-19 Test., Func 2100 - SuppSvcsStudnts						
28211- 2100- 56118- 0000- 512001- 0000- 00000	GenSuppliesMats	19,584.00	19,584.00			19,584.00
Total for Funds 28211, Func 2100 and Expense accounts		19,584.00	19,584.00	.00	.00	19,584.00
Funds 29102 - PrivDirGrntsCat, Func 1000 - Instruction						
29102- 1000- 56118- 1010- 512001- 0000- 00000	GenSuppliesMats	168.00	168.00			168.00
Total for Funds 29102, Func 1000 and Expense accounts		168.00	168.00	.00	.00	168.00
Funds 31200 - PubSchCapOutlay, Func 4000 - Capital Outlay						
31200- 4000- 54640- 0000- 512001- 0000- 00000	RentalLease2Pur		131,719.00		131,719.00	

Selection Grouped by Account Type, Filtered by User Permissions, (Org = 120, Online/Offline = N, Period = 11, UnPosted JEs? = N, Assets and Liabilities? = N, Restricted Accts? = Y, Objct = 5, Obj Digits = 0, Page Break Lvl =)

Balances through 05/31/2024						Fiscal Year 2023/24
Funds- Func- Obj ct - Pr gm- Locat n- Jb Cl - Opt nl	Description	Adopted Budget	Revised Budget	Encumbered	Expenditure	Account Balance
Total for Funds 31200, Func 4000 and Expense accounts		.00	131,719.00	.00	131,719.00	.00
Funds 31400 - SpcCapOutlaySt, Func 4000 - Capital Outlay						
31400- 4000- 53414- 0000- 512001- 0000- 00000	OthProfTechSvcs	95,000.00	5,000.00			5,000.00
31400- 4000- 56119- 0000- 512001- 0000- 00000	SupplAssets<\$5k	182,417.00	4,127.00			4,127.00
31400- 4000- 57331- 0000- 512001- 0000- 00000	FixedAssets>\$5k		281,319.00	38,978.26	191,479.99	50,860.75
Total for Funds 31400, Func 4000 and Expense accounts		277,417.00	290,446.00	38,978.26	191,479.99	59,987.75
Funds 31600 - CapImprvmtsHB33, Func 2300 - SupptSvcs-Admin						
31600- 2300- 53712- 0000- 512001- 0000- 00000	CityTaxCollCost	4,600.00	4,600.00		872.76	3,727.24
Total for Func 2300 and Expense accounts		4,600.00	4,600.00	.00	872.76	3,727.24
Funds 31600 - CapImprvmtsHB33, Func 4000 - Capital Outlay						
31600- 4000- 54312- 0000- 512001- 0000- 00000	MntRepBlgsGrnds	284,360.00	18,766.00			18,766.00
31600- 4000- 54640- 0000- 512001- 0000- 00000	RentalLease2Pur	17,209.00	17,209.00	4,302.26	12,906.74	
31600- 4000- 57331- 0000- 512001- 0000- 00000	FixedAssets>\$5k		270,594.00	270,593.42		.58
31600- 4000- 57340- 0000- 512001- 0000- 00000	TechHrdwre		7,176.00		5,399.00	1,777.00
Total for Func 4000 and Expense accounts		301,569.00	313,745.00	274,895.68	18,305.74	20,543.58
Total for Funds 31600		306,169.00	318,345.00	274,895.68	19,178.50	24,270.82
Funds 31700 - CapImprvmtsSB-9, Func 4000 - Capital Outlay						
31700- 4000- 54315- 0000- 512001- 0000- 00000	MntRepBlgsGrdEq	6,059.00	6,059.00			6,059.00
Total for Funds 31700, Func 4000 and Expense accounts		6,059.00	6,059.00	.00	.00	6,059.00
Funds 31701 - CapImprvsSB9Loc, Func 2300 - SupptSvcs-Admin						
31701- 2300- 53712- 0000- 512001- 0000- 00000	CityTaxCollCost	9,422.00	9,422.00		441.91	8,980.09
Total for Func 2300 and Expense accounts		9,422.00	9,422.00	.00	441.91	8,980.09
Funds 31701 - CapImprvsSB9Loc, Func 4000 - Capital Outlay						
31701- 4000- 54315- 0000- 512001- 0000- 00000	MntRepBlgsGrdEq	538,686.00	450,419.00	1.53	11,635.32	438,782.15
31701- 4000- 54640- 0000- 512001- 0000- 00000	RentalLease2Pur	80,000.00	80,000.00	1,731.78	3,622.89	74,645.33
31701- 4000- 57331- 0000- 512001- 0000- 00000	FixedAssets>\$5k		50,000.00	50,000.00		
31701- 4000- 57340- 0000- 512001- 0000- 00000	TechHrdwre		60,599.00	418.70	60,179.68	.62
31701- 4000- 57350- 0000- 512001- 0000- 00000	TechSoftware				66.26	66.26
Total for Func 4000 and Expense accounts		618,686.00	641,018.00	52,152.01	75,504.15	513,361.84
Total for Funds 31701		628,108.00	650,440.00	52,152.01	75,946.06	522,341.93
Funds 31703 - SB9StateMAtch, Func 4000 - Capital Outlay						
31703- 4000- 56119- 0000- 512001- 0000- 00000	SupplAssets<\$5k		31,687.00			31,687.00
Total for Funds 31703, Func 4000 and Expense accounts		.00	31,687.00	.00	.00	31,687.00
Total for Org 120 - Cesar Chavez Community		5,529,206.00	6,269,742.00	1,113,965.64	3,049,437.87	2,106,338.49

Selection Grouped by Account Type, Filtered by User Permissions, (Org = 120, Online/Offline = N, Period = 11, UnPosted JEs? = N, Assets and Liabilities? = N, Restricted Accts? = Y, Object = 5, Object Digits = 0, Page Break Lvl =)

Statement Date 05/31/2024

Cash Object 11011

Status Submitted

Journal Entry #

Bank Statement Ending Balance	2,383,212.25 ✓	Service Charge	0.00
Less: Uncleared Payments	178,917.48	Interest Earned	0.00
Add: Uncleared Deposits	0.00		
Add: Uncleared Other	0.00	Cleared Payments	334,438.71
Adjusted Bank Balance	2,204,294.77	Cleared Deposits	294,343.60
System Cash Balance	2,204,294.77	Cleared Other	2,615.58-
Add: Unposted Charges and Interest	0.00		
Revised System Cash Balance	2,204,294.77	Submitted By	JYAMAT, 06/05/2024
Difference	0.00 ✓	Posted By	

Uncleared Payments

Issued	Check #	Check Amount	Pay To Name	Vendor ID	Emp ID	Bank Acct
06/29/22	13311	188.25	NM PED - Finance & Operations	001520		120MAIN
10/14/22	13460	10.00	Brown, Robin	010120		120MAIN
05/19/23	13861	15.00	Montoya, Monique	001596		120MAIN
09/29/23	14062	144.58	Norma C. Lira-Perez		000180	120MAIN
11/27/23	14171	35.97	Amazon Capital Services, Inc	001361		120MAIN
04/17/24	14452	43.68	Sam's Club & Wal-mart	000935		120MAIN
05/09/24	14531	400.00	EPARS TSA Consulting Group Inc	901000		120MAIN
05/09/24	14532	75,386.80	NM Educational RetirementBoard	900005		120MAIN
05/09/24	14533	3,926.94	NM RHC	900006		120MAIN
05/09/24	14534	7,484.52	NM Taxation & Revenue Department/Compli	900003		120MAIN
05/09/24	14535	7,608.26	NM Taxation/Revenue Department	900003		120MAIN
05/09/24	14536	21,312.22	NMPSIA	900001		120MAIN
05/20/24	14499	238.28	360 Business Products	000883		120MAIN
05/20/24	14505	120.00	City of Albuquerque	000313		120MAIN
05/20/24	14506	6,995.64	DMH Law LLC	010169		120MAIN
05/20/24	14511	207.09	Pitney Bowes Global Financial Services	000762		120MAIN
05/29/24	14514	1,592.22	AJF Enterprise Inc	010154		120MAIN
05/29/24	14515	112.78	Amazon Capital Services, Inc	001361		120MAIN
05/29/24	14516	21.00	Amy Bowers	010106		120MAIN
05/29/24	14517	766.31	CenturyLink	001355		120MAIN
05/29/24	14518	2,583.00	Charter School Nursing	000847		120MAIN
05/29/24	14519	212.18	Cooperative Educational Services	000327		120MAIN
05/29/24	14520	221.00	Herff Jones LLC	000403		120MAIN
05/29/24	14521	161.44	LaBarge Landscape	010003		120MAIN
05/29/24	14522	371.26	Lango SW LLC Dept 880734	010216		120MAIN
05/29/24	14526	5,267.49	PowerSchool Group LLC	010083		120MAIN

We need to clear all this before the end of June. ✓

These were error in check printing I cancelled them but they won't show as cancelled until the next bank rec. ✓

Selection Grouped by Org, Cash Object, Statement Date - Sorted by Item date, Item #, (Org = 120, Cash Object IN ('11011'), Bank Statement Date = 5/31/2024, Uncleared Only? = No)



REVIEWED

By Kristalyn at 7:26 am, Jun 07, 2024

Statement Date 05/31/2024

Cash Object 11011

Status Submitted

Journal Entry #

Uncleared Payments (continued)

Issued	Check #	Check Amount	Pay To Name	Vendor ID	Emp ID	Bank Acct
05/29/24	14527	175.19	Sam's Club & Wal-mart	000935		120MAIN
05/29/24	14528	139.91	Sierra Fire Protection	010191		120MAIN
05/29/24	14529	1,108.78	Tani Arness	000696		120MAIN
05/29/24	14530	296.10	Wilkinson, Adam	001287		120MAIN
05/31/24	14540	200.00	EPARS TSA Consulting Group Inc	901000		120MAIN
05/31/24	14541	37,763.95	NM Educational Retirement Board	900005		120MAIN
05/31/24	14542	3,807.64	NM Taxation/Revenue Department	900003		120MAIN
		178,917.48				

This are May payroll liabilities that were paid in June

Cleared Payments

Issued	Check #	Check Amount	Cleared Amount	Difference	Cleared	Pay To Name	Vendor ID	Emp ID	Bank Acct
03/21/24	14390	3,228.75	3,228.75		05/31/24	Charter School Nursing	000847		120MAIN
05/01/24	14461	11.13	11.13		05/31/24	ABCWUA	001289		120MAIN
05/01/24	14462	14,699.79	14,699.79		05/31/24	ACES	001522		120MAIN
05/01/24	14463	1,592.22	1,592.22		05/31/24	AJF Enterprise Inc	010154		120MAIN
05/01/24	14464	631.70	631.70		05/31/24	Amazon Capital Services, Inc	001361		120MAIN
05/01/24	14465	569.91	569.91		05/31/24	Arness, Tani	000696		120MAIN
05/01/24	14466	179.46	179.46		05/31/24	Bowers, Amy	010106		120MAIN
05/01/24	14467	647.07	647.07		05/31/24	Century Link	001355		120MAIN
05/01/24	14468	1,937.25	1,937.25		05/31/24	Charter School Nursing	000847		120MAIN
05/01/24	14469	151.56	151.56		05/31/24	Cooperative Educational Services	000327		120MAIN
05/01/24	14470	50,860.60	50,860.60		05/31/24	Dry Fly Enterprises, Inc	010170		120MAIN
05/01/24	14471	59.99	59.99		05/31/24	Everett, Nathan	001561		120MAIN
05/01/24	14472	59.00	59.00		05/31/24	Heather Blair	HBB		120MAIN
05/01/24	14473	16,290.00	16,290.00		05/31/24	Imagine Learning LLC Lockbox 880671	001436		120MAIN
05/01/24	14474	139.91	139.91		05/31/24	LaBarge Landscape	010003		120MAIN
05/01/24	14475	1,537.50	1,537.50		05/31/24	LSG and Associates Inc	010013		120MAIN
05/01/24	14476	97.00	97.00		05/31/24	National Atomic Museum	010205		120MAIN
05/01/24	14477	1,225.28	1,225.28		05/31/24	Panoptic Clean LLC	010195		120MAIN
05/01/24	14478	701.12	701.12		05/31/24	Sam's Club & Wal-mart	000935		120MAIN
05/01/24	14479	1,589.28	1,589.28		05/31/24	Wells Fargo Financial Leasing	000647		120MAIN
05/07/24	14480	2,707.50	2,707.50		05/31/24	ACES	001522		120MAIN
05/07/24	14481	338.00	338.00		05/31/24	ACT, Inc.	000807		120MAIN
05/07/24	14482	1,137.72	1,137.72		05/31/24	AJF Enterprise Inc	010154		120MAIN
05/07/24	14483	16.98	16.98		05/31/24	Amazon Capital Services, Inc	001361		120MAIN
05/07/24	14484	1,514.82	1,514.82		05/31/24	Charter School Testing Svcs.	000307		120MAIN

Selection Grouped by Org, Cash Object, Statement Date - Sorted by Item date, Item #, (Org = 120, Cash Object IN ('11011'), Bank Statement Date = 5/31/2024, Uncleared Only? = No)



Statement Date 05/31/2024

Cash Object 11011

Status Submitted

Journal Entry #

Cleared Payments (continued)

Issued	Check #	Check Amount	Cleared Amount	Difference	Cleared	Pay To Name	Vendor ID	Emp ID	Bank Acct
05/07/24	14485	50.00	50.00		05/31/24	City of Albuquerque	000313		120MAIN
05/07/24	14486	167.80	167.80		05/31/24	Crystal Springs Bottled Water	000334		120MAIN
05/07/24	14487	2,950.50	2,950.50		05/31/24	Dry Fly Enterprises, Inc	010170		120MAIN
05/07/24	14488	1,314.71	1,314.71		05/31/24	Lock Box EM3 Networks LLC	010028		120MAIN
05/07/24	14489	21,335.02	21,335.02		05/31/24	NMPSIA	900001		120MAIN
05/07/24	14490	67.88	67.88		05/31/24	Sam's Club & Wal-mart	000935		120MAIN
05/07/24	14491	50.00	50.00		05/31/24	TSA Consulting Group, Inc.	001363		120MAIN
05/07/24	14492	146.15	146.15		05/31/24	Verizon Wireless	000658		120MAIN
05/08/24	14496	3,912.25	3,912.25		05/31/24	NM RHC	900006		120MAIN
05/09/24	14537	3,800.62	3,800.62		05/31/24	NM Taxation/Revenue Department	900003		120MAIN
05/09/24	14538	37,622.85	37,622.85		05/31/24	NM Educational RetirementBoard	900005		120MAIN
05/09/24	14539	200.00	200.00		05/31/24	EPARS TSA Consulting Group Inc	901000		120MAIN
05/10/24	14493	13,863.21	13,863.21		05/31/24	EFTPS	900004		120MAIN
05/10/24	Batch 05/10/2024	43,040.07	43,040.07		05/31/24				120MAIN
05/17/24	14498	1,225.28	1,225.28		05/31/24	Panoptic Clean LLC	010195		120MAIN
05/20/24	14500	364.65	364.65		05/31/24	ABCWUA	001289		120MAIN
05/20/24	14501	407.76	407.76		05/31/24	Adobe Inc.	010055		120MAIN
05/20/24	14502	1,592.22	1,592.22		05/31/24	AJF Enterprise Inc	010154		120MAIN
05/20/24	14503	21.25	21.25		05/31/24	Amazon Capital Services, Inc	001361		120MAIN
05/20/24	14504	19,077.33	19,077.33		05/31/24	CCCS Education Foundation	001285		120MAIN
05/20/24	14507	10,251.75	10,251.75		05/31/24	JD and K Construction LLC	010206		120MAIN
05/20/24	14508	683.14	683.14		05/31/24	JMP Academy	010198		120MAIN
05/20/24	14509	975.00	975.00		05/31/24	LSG and Associates Inc	010013		120MAIN
05/20/24	14510	1,600.00	1,600.00		05/31/24	Natl Hispanic Cultural Center	000956		120MAIN
05/20/24	14512	5,773.16	5,773.16		05/31/24	Tani Arness	000696		120MAIN
05/24/24	14513	13,863.40	13,863.40		05/31/24	EFTPS	900004		120MAIN
05/24/24	Batch 05/24/2024	42,972.23	42,972.23		05/31/24				120MAIN
05/29/24	14523	174.99	174.99		05/31/24	New Mexico Gas Company	001288		120MAIN
05/29/24	14524	1,225.28	1,225.28		05/31/24	Panoptic Clean LLC	010195		120MAIN
05/29/24	14525	3,786.67	3,786.67		05/31/24	PNM	000528		120MAIN
		334,438.71	334,438.71						

Cleared Deposits

Deposited	Deposit #	Deposit Amount	Cleared Amount	Difference	Cleared	Bank Acct
05/01/24	Batch 05/01/2024	30.66	30.66		05/31/24	120MAIN
05/02/24	Batch 05/02/2024	5.00	5.00		05/31/24	120MAIN

Selection Grouped by Org, Cash Object, Statement Date - Sorted by Item date, Item #, (Org = 120, Cash Object IN ('11011'), Bank Statement Date = 5/31/2024, Uncleared Only? = No)



Statement Date 05/31/2024

Cash Object 11011

Status Submitted

Journal Entry #

Cleared Deposits (continued)

Deposited	Deposit #	Deposit Amount	Cleared Amount	Difference	Cleared	Bank Acct
05/08/24	Batch 05/08/2024	18.60	18.60		05/31/24	120MAIN
05/09/24	Batch 05/09/2024	2,039.74	2,039.74		05/31/24	120MAIN
05/10/24	Batch 05/10/2024	279,078.74	279,078.74		05/31/24	120MAIN
05/16/24	Batch 05/16/2024	241.33	241.33		05/31/24	120MAIN
05/20/24	Batch 05/20/2024	12,429.53	12,429.53		05/31/24	120MAIN
05/29/24	Batch 05/29/2024	500.00	500.00		05/31/24	120MAIN
		294,343.60	294,343.60			

Cleared Other

Effective	JE #	Amount	Cleared Amount	Difference	Cleared	JE Comment	Bank Acct
05/01/24	CA24-00015	2,615.58-	2,615.58-		05/31/24		

Analyzed Business Checking - PF

Account number: [REDACTED] 4978 ■ May 1, 2024 - May 31, 2024 ■ Page 1 of 3



CEASAR CHAVEZ COMMUNITY SCHOOL
 OPERATING ACCOUNT
 1325 PALOMAS DR SE
 ALBUQUERQUE NM 87108-4718

Questions?

Call your Customer Service Officer or Client Services
 1-800-AT WELLS (1-800-289-3557)
 5:00 AM TO 6:00 PM Pacific Time Monday - Friday

Online: wellsfargo.com

Write: Wells Fargo Bank, N.A. (585)
 P.O. Box 6995
 Portland, OR 97228-6995

Account summary

Analyzed Business Checking - PF

Account number	Beginning balance	Total credits	Total debits	Ending balance
[REDACTED] 4978	\$2,423,307.36	\$294,343.60	-\$334,438.71	\$2,383,212.25 ✓

Credits

Deposits

Effective date	Posted date	Amount	Transaction detail
	05/01	30.66	Deposit
	05/02	5.00	Deposit
		\$35.66	Total deposits

Electronic deposits/bank credits

Effective date	Posted date	Amount	Transaction detail
	05/08	18.60	State of NEW Mex Vndr Pymt Nmap0001971471 USDA Feb 2024-State USDA Feb 2024- State
	05/09	2,039.74	State of NEW Mex Vndr Pymt Nmap0001972554 USDA March 2024 USDA March 2024
	05/10	279,078.74	State of NEW Mex Vndr Pymt Nmap0001974277 11000 Seg May 2024 11000 Seg May 2024
	05/16	241.33	Sandoval County ACH Paymen 1339432 Apr 2024 Dist APS Hb-33
	05/20	123.77	Sandoval County ACH Paymen 1340724 Apr 2024 Dist APS Sb-9
	05/20	12,305.76	Bernalillo Count Distr_Pymt Cesar Chavez Community
	05/29	500.00	Central NEW Mexi Payment 240529 Supplier_Connec 24-00004\
		\$294,307.94	Total electronic deposits/bank credits
		\$294,343.60	Total credits



Debits

Electronic debits/bank debits

<i>Effective date</i>	<i>Posted date</i>	<i>Amount</i>	<i>Transaction detail</i>
05/02		647.07 <	Business to Business ACH Debit - Level 3 Communic Auto Pay 240501 14687057016 x
05/03		21,335.02	WT Seq457239 State of NEW Mexico, Pu /Bnf=State of NEW Mexico, Public Schools Insuran Srf# Gw00000067210778 Trn#240503457239 Rfb# 599
05/03		701.12 <	Business to Business ACH Debit - Sams Syf Paymnt May 03 604600204947332 Cesar Chavez Community
05/07		43,040.07	ACH Prep Origintn - Cesar Chavez Com - File 1200948759 Coid 1200948759
05/08		3,912.25	WT Seq455623 State of NEW Mexico, NE /Bnf=State of NEW Mexico, NEW Mexico Retiree Hea Srf# Gw00000067398349 Trn#240508455623 Rfb# 600
05/09		200.00	WT Seq456182 U.S Omni - Tsacg Compli /Bnf=U.S Omni - Tsacg Compliance Services Inc, A Srf# Gw00000067529467 Trn#240509456182 Rfb# 601
05/10		3,800.62 <	Business to Business ACH Debit - Tax_Rev_Wwt_Ecks Trd Pmnt 240509 xxxxx3472 Cesar Chavez Community
05/10		13,863.21 <	Business to Business ACH Debit - IRS Usatapytmt 051024 270453120144652 Cesar Chavez Community
05/10		37,622.85 <	Business to Business ACH Debit - Nmerb Web Pay 240509 02336 Cesar Chavez Community
05/21		19,077.33	WT Fed#01126 Bokf NA /Ftr/Bnf=Cesar Chavez Comm. Sch. Ed. Found. Srf# Gw00000067915638 Trn#240520183744 Rfb# 602
05/21		364.65 <	Business to Business ACH Debit - Abcwua Water Aut Web Pay 240520 5054939560 Cesar Chavez Community
05/22		42,972.23	ACH Prep Origintn - Cesar Chavez Com - File 1200948759 Coid 1200948759
05/24		13,863.40 <	Business to Business ACH Debit - IRS Usatapytmt 052424 270454522278823 Cesar Chavez Community
05/30		3,786.67	PNM Web_Pay May 24 13739894052924 Cesar Chavez Community
05/31		174.99	NM Gas Company Nmgas Web 155825500568066 Cesar Chavez Communi
		\$205,361.48	Total electronic debits/bank debits

< Business to Business ACH: If this is a business account, this transaction has a return time frame of one business day from post date. This time frame does not apply to consumer accounts.

Checks paid

<i>Number</i>	<i>Amount</i>	<i>Date</i>	<i>Number</i>	<i>Amount</i>	<i>Date</i>	<i>Number</i>	<i>Amount</i>	<i>Date</i>
14390	3,228.75	05/01	14473	16,290.00	05/07	14486	167.80	05/09
14461*	11.13	05/07	14474	139.91	05/06	14487	2,950.50	05/10
14462	14,699.79	05/07	14475	1,537.50	05/09	14488	1,314.71	05/13
14463	1,592.22	05/06	14476	97.00	05/14	14490*	67.88	05/17
14464	631.70	05/06	14477	1,225.28	05/06	14491	50.00	05/13
14465	569.91	05/08	14479*	1,589.28	05/06	14492	146.15	05/14
14466	179.46	05/08	14480	2,707.50	05/09	14498*	1,225.28	05/17
14468*	1,937.25	05/06	14481	338.00	05/17	14501*	407.76	05/30
14469	151.56	05/06	14482	1,137.72	05/14	14502	1,592.22	05/28
14470	50,860.60	05/10	14483	16.98	05/13	14503	21.25	05/24
14471	59.99	05/03	14484	1,514.82	05/17	14507*	10,251.75	05/30
14472	59.00	05/06	14485	50.00	05/13	14508	683.14	05/31



Checks paid (continued)

<i>Number</i>	<i>Amount</i>	<i>Date</i>	<i>Number</i>	<i>Amount</i>	<i>Date</i>	<i>Number</i>	<i>Amount</i>	<i>Date</i>
14509	975.00	05/30	14512*	5,773.16	05/30	14524*	1,225.28	05/31
14510	1,600.00	05/24						
			\$129,077.23	Total checks paid				

* Gap in check sequence.

\$334,438.71 Total debits

Daily ledger balance summary

<i>Date</i>	<i>Balance</i>	<i>Date</i>	<i>Balance</i>	<i>Date</i>	<i>Balance</i>
04/30	2,423,307.36	05/09	2,308,787.80	05/21	2,466,039.10
05/01	2,420,109.27	05/10	2,478,768.76	05/22	2,423,066.87
05/02	2,419,467.20	05/13	2,477,337.07	05/24	2,407,582.22
05/03	2,397,371.07	05/14	2,475,956.20	05/28	2,405,990.00
05/06	2,390,044.87	05/16	2,476,197.53	05/29	2,406,490.00
05/07	2,316,003.88	05/17	2,473,051.55	05/30	2,385,295.66
05/08	2,311,360.86	05/20	2,485,481.08	05/31	2,383,212.25
Average daily ledger balance		\$2,423,476.31			