

**Cesar Chavez Community School
Financial Update
December 6, 2022**

A. BARs

	<u>BAR #</u>	<u>Fund Description</u>	<u>Reason/Type</u>	<u>Amount</u>
<u>1</u>	2223-0009-T	24308 - ESSER II	Transfer	\$ -
<u>2</u>	2223-0010-IB	24346 - IDEA/ARP	Initial Budget	\$ 12,193.00
<u>3</u>	2223-0012-M	24308 - ESSER II	Maintenance	\$ -

B. Payroll & Accounts Payable Payment Vouchers

1 October 2022

C. Financial Statement Reports - as of October 31, 2022

1 Financial Analysis

2 Bank Reconciliations

D. Other

Must submit backup for all BARs, except transfers of funds for SEG or direct grants

STATE OF NEW MEXICO
PUBLIC EDUCATION DEPARTMENT
 300 Don Gaspar Santa Fe, NM 87501-2786
Budget Adjustment Request

Doc. ID: 512-000-2223-0009-T

Fund Type: Flowthrough

Adjustment Type: Transfer

Fiscal Year: 2022-2023

Entity Name: Cesar Chavez Community School

Adjustment Changes Intent/Scope of Program Yes or No?: No

Contact: Erik Perez, Business Manager

Total Approved Budget (Flowthrough):

Phone: 505-600-5577

Email: erik@k12accounting.com

FLOWTHROUGH ONLY		
Budget Period: Jul 1 2022 12:00AM		To: Jun 30 2023 12:00AM
A. Approved Carryover:		
B. Total Current Year Allocation:		
D. Total Funding Available:		

Fund	Function	Object	Program	Location	Job Class	Present Budget	Adj Amt Exp	Adj Budget	ADD'L FTE
24308 CRRSA, ESSER II	2500 Central Services	51100 Salaries Expense	0000 No Program	512001 Cesar Chavez Community School-Admin Office	1217 Secretarial/Clerical/Technical Assistants	\$20,500	(\$20,500)		0.50
24308 CRRSA, ESSER II	2500 Central Services	52111 Educational Retirement	0000 No Program	512001 Cesar Chavez Community School-Admin Office	1217 Secretarial/Clerical/Technical Assistants	\$3,516	(\$3,516)		
24308 CRRSA, ESSER II	2500 Central Services	52112 ERA - Retiree Health	0000 No Program	512001 Cesar Chavez Community School-Admin Office	1217 Secretarial/Clerical/Technical Assistants	\$410	(\$410)		
24308 CRRSA, ESSER II	2500 Central Services	52210 FICA Payments	0000 No Program	512001 Cesar Chavez Community School-Admin Office	1217 Secretarial/Clerical/Technical Assistants	\$1,271	(\$1,271)		
24308 CRRSA, ESSER II	2500 Central Services	52220 Medicare Payments	0000 No Program	512001 Cesar Chavez Community School-Admin Office	1217 Secretarial/Clerical/Technical Assistants	\$298	(\$298)		
24308 CRRSA, ESSER II	2500 Central Services	52311 Health and Medical Premiums	0000 No Program	512001 Cesar Chavez Community School-Admin Office	1217 Secretarial/Clerical/Technical Assistants	\$9,002	(\$9,002)		
24308 CRRSA, ESSER II	2500 Central Services	52312 Life	0000 No Program	512001 Cesar Chavez Community School-Admin Office	1217 Secretarial/Clerical/Technical Assistants	\$57	(\$57)		
24308 CRRSA, ESSER II	2500 Central Services	52313 Dental	0000 No Program	512001 Cesar Chavez Community School-Admin Office	1217 Secretarial/Clerical/Technical Assistants	\$360	(\$360)		
24308 CRRSA, ESSER II	2500 Central Services	52314 Vision	0000 No Program	512001 Cesar Chavez Community School-Admin Office	1217 Secretarial/Clerical/Technical Assistants	\$119	(\$119)		
24308 CRRSA, ESSER II	2500 Central Services	52315 Disability	0000 No Program	512001 Cesar Chavez Community School-Admin Office	1217 Secretarial/Clerical/Technical Assistants	\$336	(\$336)		
24308 CRRSA, ESSER II	2500 Central Services	52500 Unemployment Compensation	0000 No Program	512001 Cesar Chavez Community School-Admin Office	1217 Secretarial/Clerical/Technical Assistants	\$95	(\$95)		

24308 CRRSA, ESSER II	2500 Central Services	52720 Workers Compensation Employer's Fee	0000 No Program	512001 Cesar Chavez Community School-Admin Office	1217 Secretarial/Cler ical/Technical Assistants	\$10	(\$10)	Page 3 of 49	
24308 CRRSA, ESSER II	1000 Instruction	51100 Salaries Expense	1010 Regular Education (PreK-12) Programs	512001 Cesar Chavez Community School-Admin Office	1411 Teachers- Grades 1-12	\$134,090	\$27,738	\$161,828	0.50
24308 CRRSA, ESSER II	1000 Instruction	52111 Educational Retirement	1010 Regular Education (PreK-12) Programs	512001 Cesar Chavez Community School-Admin Office	1411 Teachers- Grades 1-12	\$23,158	\$4,596	\$27,754	
24308 CRRSA, ESSER II	1000 Instruction	52112 ERA - Retiree Health	1010 Regular Education (PreK-12) Programs	512001 Cesar Chavez Community School-Admin Office	1411 Teachers- Grades 1-12	\$2,682	\$555	\$3,237	
24308 CRRSA, ESSER II	1000 Instruction	52210 FICA Payments	1010 Regular Education (PreK-12) Programs	512001 Cesar Chavez Community School-Admin Office	1411 Teachers- Grades 1-12	\$8,315	\$1,204	\$9,519	
24308 CRRSA, ESSER II	1000 Instruction	52220 Medicare Payments	1010 Regular Education (PreK-12) Programs	512001 Cesar Chavez Community School-Admin Office	1411 Teachers- Grades 1-12	\$1,946	\$281	\$2,227	
24308 CRRSA, ESSER II	1000 Instruction	52311 Health and Medical Premiums	1010 Regular Education (PreK-12) Programs	512001 Cesar Chavez Community School-Admin Office	1411 Teachers- Grades 1-12	\$11,470	\$1,129	\$12,599	
24308 CRRSA, ESSER II	1000 Instruction	52313 Dental	1010 Regular Education (PreK-12) Programs	512001 Cesar Chavez Community School-Admin Office	1411 Teachers- Grades 1-12	\$535	\$304	\$839	
24308 CRRSA, ESSER II	1000 Instruction	52314 Vision	1010 Regular Education (PreK-12) Programs	512001 Cesar Chavez Community School-Admin Office	1411 Teachers- Grades 1-12	\$118	\$37	\$155	
24308 CRRSA, ESSER II	1000 Instruction	52315 Disability	1010 Regular Education (PreK-12) Programs	512001 Cesar Chavez Community School-Admin Office	1411 Teachers- Grades 1-12	\$227	\$84	\$311	
24308 CRRSA, ESSER II	1000 Instruction	52500 Unemployment Compensation	1010 Regular Education (PreK-12) Programs	512001 Cesar Chavez Community School-Admin Office	1411 Teachers- Grades 1-12	\$211	\$46	\$257	
Sub Total						\$0			1.00
Indirect Cost									
DOC. TOTAL						\$0			

Justification:

Transfer BAR

Compliance with Sections 10-15-1 and 22-8-12, NMSA, 1978 Compilation:

A. The requested budget/changes were authorized at a scheduled Board of Education or Governance Council meeting open to the public on:

B. Justification for the transfer: Explanation such as "underbudgeted", "insufficient budget", or "needed to close out Project" ARE NOT ACCEPTABLE. Attach additional sheets if necessary.

ALL TRANSFER BARS MUST NET OUT TO ZERO ON THE DOC. TOTAL LINE.

Must submit backup for all BARs,
except transfers of funds for SEG or
direct grants

STATE OF NEW MEXICO
PUBLIC EDUCATION DEPARTMENT
300 Don Gaspar Santa Fe, NM 87501-2786
Budget Adjustment Request

Doc. ID: 512-000-2223-0010-IB

Fund Type: Flowthrough

Adjustment Type: Initial Budget

Fiscal Year: 2022-2023

Entity Name: Cesar Chavez Community School

Adjustment Changes Intent/Scope of Program Yes or No?: No

Contact: Erik Perez, Business Manager

Total Approved Budget (Flowthrough):

Phone: 505-600-5577

Email: erik@k12accounting.com

FLOWTHROUGH ONLY	Budget Period: 07/01/2022	To: 06/30/2023
A. Approved Carryover:		
B. Total Current Year Allocation:		
D. Total Funding Available:		

Revenue 24346.0000.44500 \$12,193

Fund	Function	Object	Program	Location	Job Class	Present Budget	Adj Amt Exp	Adj Budget	ADD'L FTE
24346 Individuals with Disabilities Education Act (IDEA)/Amercan Rescue Plan Act of 2021 (APR)	1000 Instruction	51100 Salaries Expense	2000 Special Programs	512001 Cesar Chavez Community School-Admin Office	1412 Teachers-Special Education		\$12,193	\$12,193	0.20
						Sub Total	\$12,193		0.20
						Indirect Cost			
						DOC. TOTAL	\$12,193		

Justification:

Initial Budget BAR

Compliance with Sections 10-15-1 and 22-8-12, NMSA, 1978 Compilation:

A. The requested budget/changes were authorized at a scheduled Board of Education or Governance Council meeting open to the public on:

B. Justification for the transfer: Explanation such as "underbudgeted", "insufficient budget", or "needed to close out Project" ARE NOT ACCEPTABLE. Attach additional sheets if necessary.

ALL TRANSFER BARS MUST NET OUT TO ZERO ON THE DOC. TOTAL LINE.

Must submit backup for all BARs,
except transfers of funds for SEG or
direct grants

STATE OF NEW MEXICO
PUBLIC EDUCATION DEPARTMENT
300 Don Gaspar Santa Fe, NM 87501-2786
Budget Adjustment Request

Doc. ID: 512-000-2223-0012-M

Fund Type: Flowthrough

Adjustment Type: Maintenance

Fiscal Year: 2022-2023

Entity Name: Cesar Chavez Community School

Adjustment Changes Intent/Scope of Program Yes or No?: No

Contact: Erik Perez, Business Manager

Total Approved Budget (Flowthrough):

Phone: 505-600-5577

Email: erik@k12accounting.com

FLOWTHROUGH ONLY	Budget Period: 07/01/2022	To: 06/30/2023
A. Approved Carryover:		
B. Total Current Year Allocation:		
D. Total Funding Available:		

Fund	Function	Object	Program	Location	Job Class	Present Budget	Adj Amt Exp	Adj Budget	ADD'L FTE
24308 CRRSA, ESSER II	1000 Instruction	51100 Salaries Expense	1010 Regular Education (PreK-12) Programs	512001 Cesar Chavez Community School-Admin Office	1711 Instructional Assistants - Grades 1-12	\$3,590	(\$2,932)	\$658	
24308 CRRSA, ESSER II	1000 Instruction	52311 Health and Medical Premiums	1010 Regular Education (PreK-12) Programs	512001 Cesar Chavez Community School-Admin Office	1711 Instructional Assistants - Grades 1-12	\$2,858	(\$2,858)		
24308 CRRSA, ESSER II	1000 Instruction	52311 Health and Medical Premiums	1010 Regular Education (PreK-12) Programs	512001 Cesar Chavez Community School-Admin Office	1411 Teachers- Grades 1-12	\$11,470	\$5,790	\$17,260	
Sub Total							\$0		
Indirect Cost									
DOC. TOTAL							\$0		

Justification:

Maintenance BAR

Compliance with Sections 10-15-1 and 22-8-12, NMSA, 1978 Compilation:

A. The requested budget/changes were authorized at a scheduled Board of Education or Governance Council meeting open to the public on:

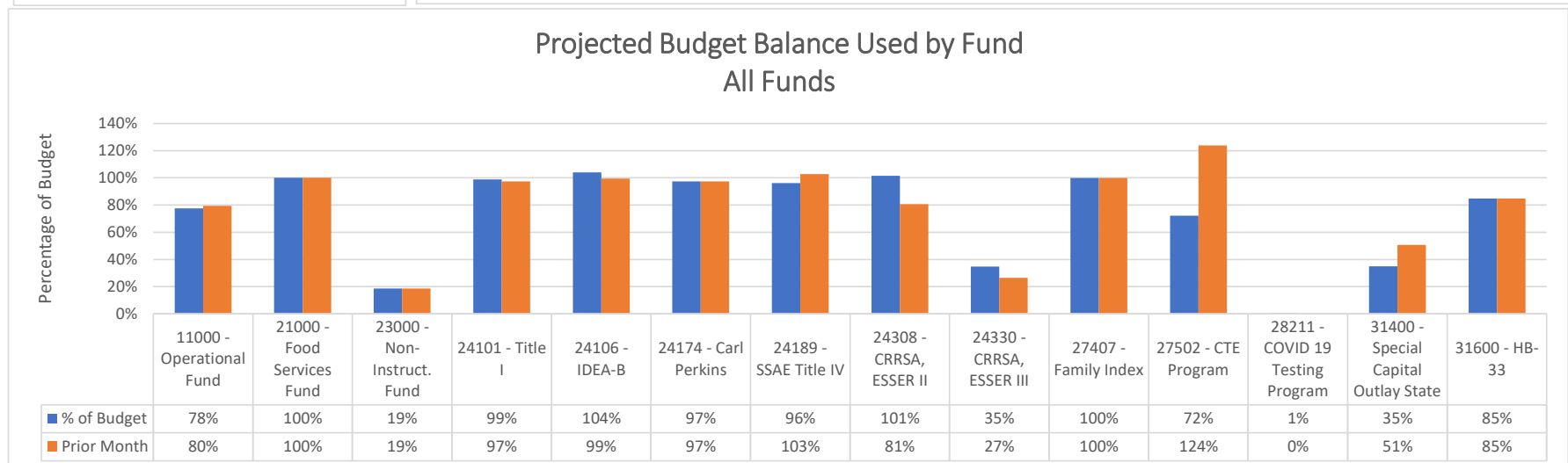
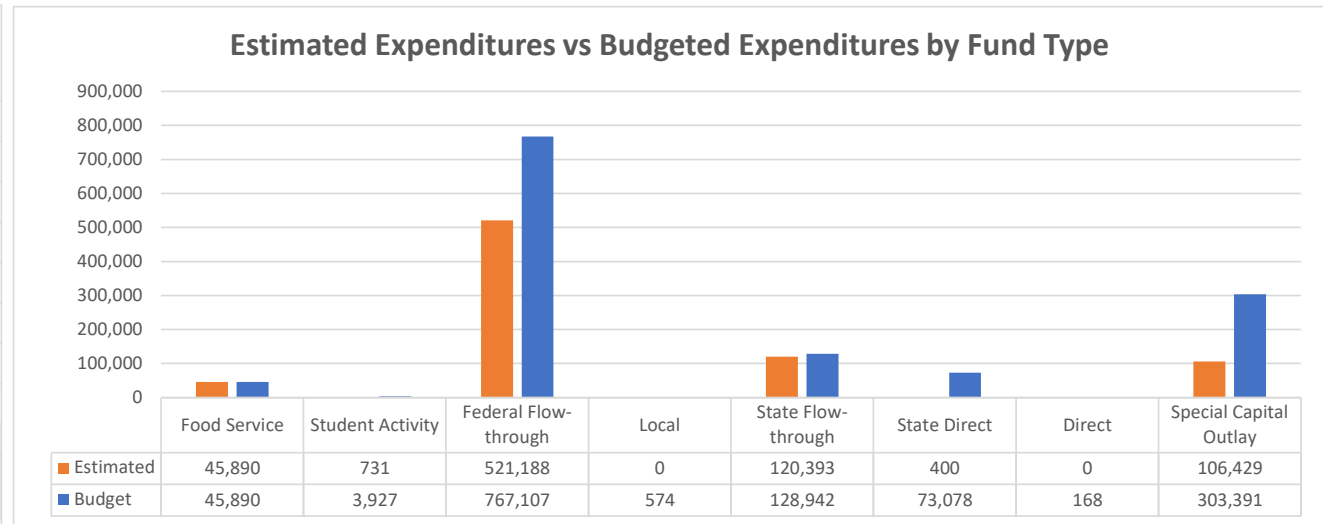
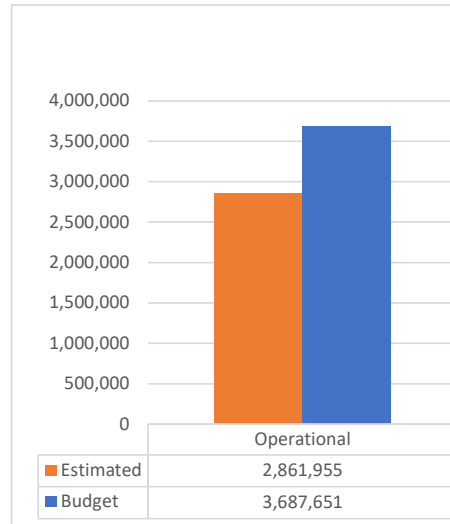
B. Justification for the transfer: Explanation such as "underbudgeted", "insufficient budget", or "needed to close out Project" ARE NOT ACCEPTABLE. Attach additional sheets if necessary.

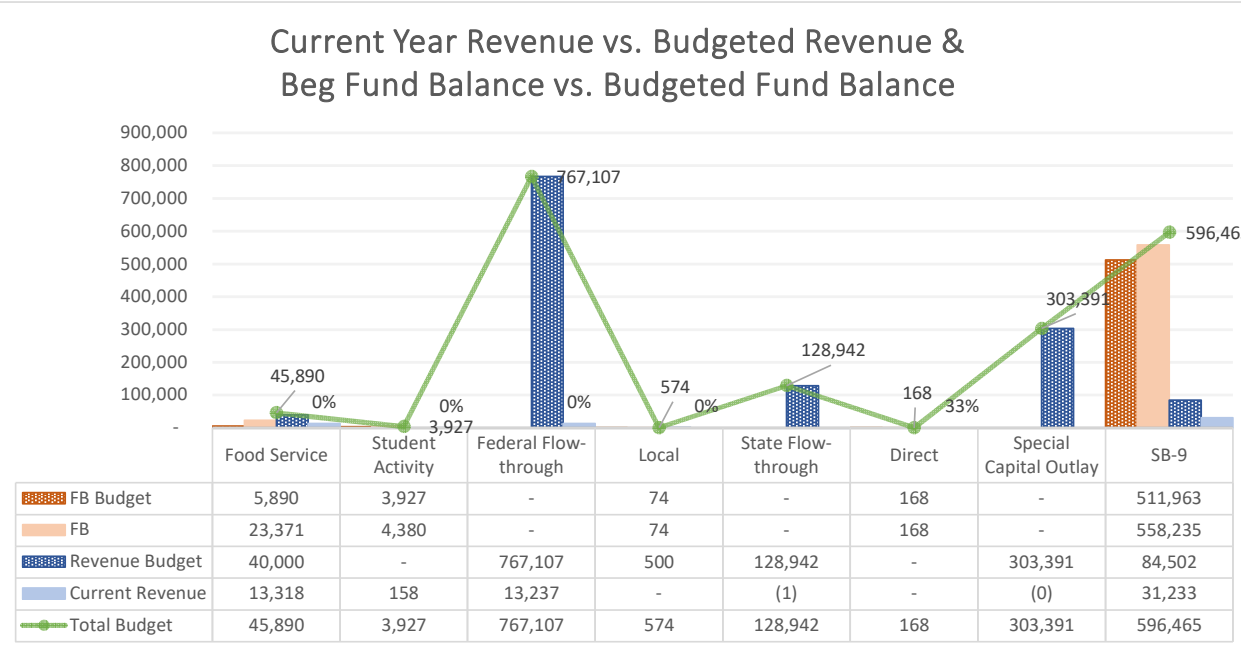
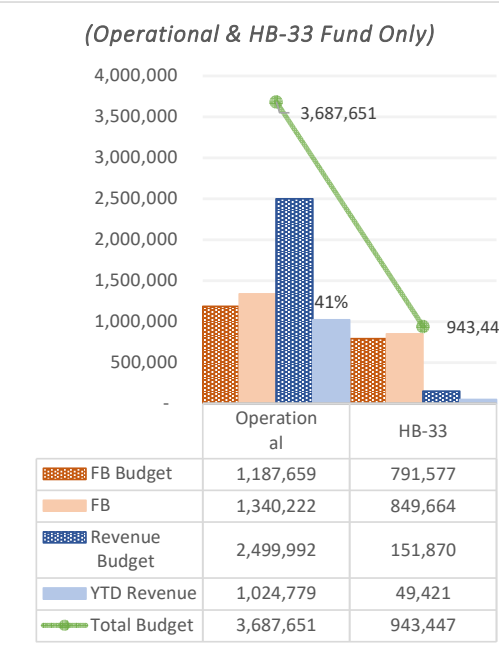
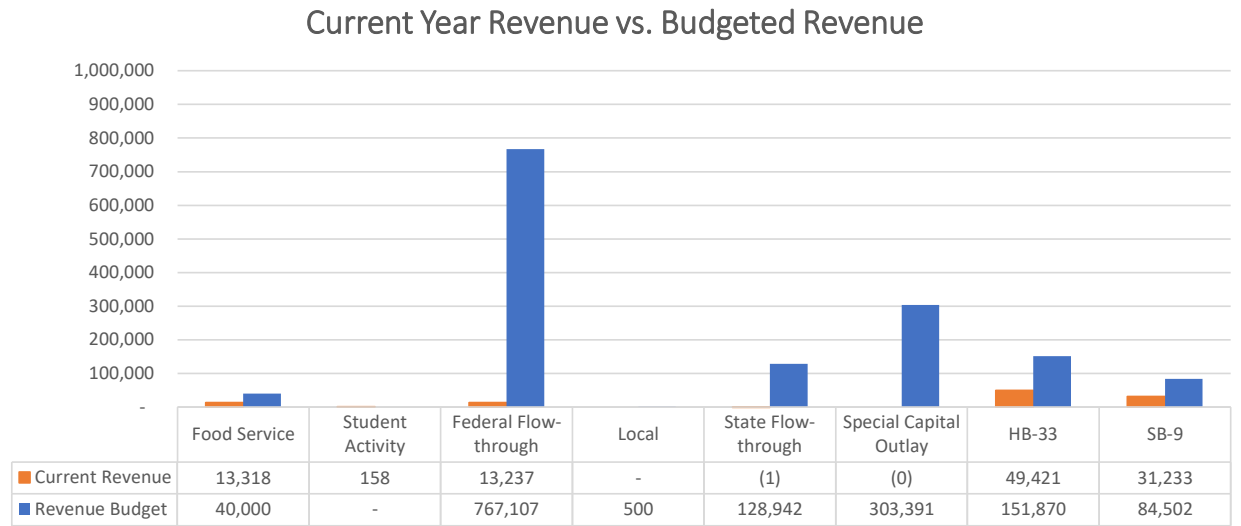
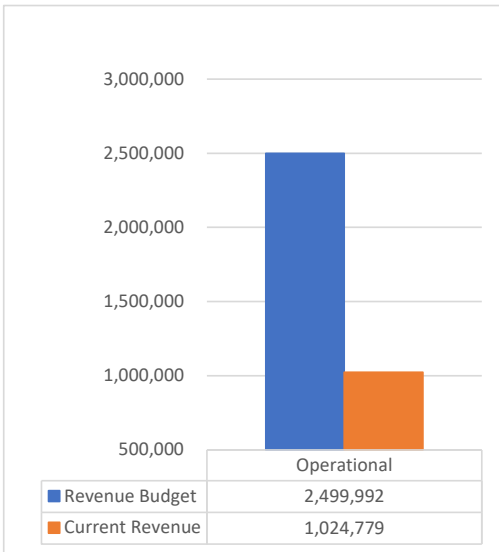
ALL TRANSFER BARS MUST NET OUT TO ZERO ON THE DOC. TOTAL LINE.

Cesar Chavez Community School

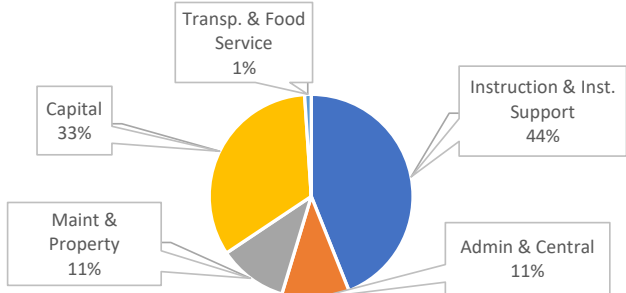
Expenditure Analytical Review

October 31, 2022

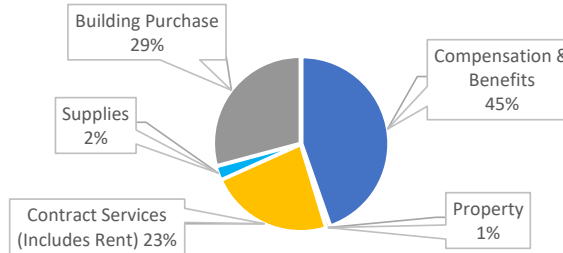




Estimated Expenditures by Function - All Funds



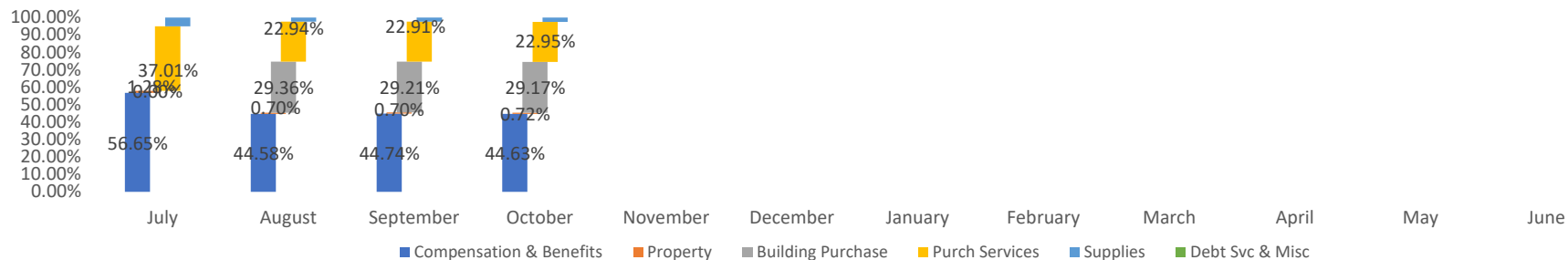
Estimated Expenditures by Object - All Funds



Function Code Change in Percentage by Month (All Funds - Exp & Encumbrance)



Object Code Change in Percentage by Month (All Funds - Exp & Encumbrance)



Checks Dated 10/01/2022 through 10/31/2022

Check Number	Check Date	Pay to the Order of	Check Amount
13446	10/05/2022	ABCWUA	11.13
13447	10/05/2022	AJF Enterprise Inc	1,124.03
13448	10/05/2022	Century Link	645.55
13449	10/05/2022	DMH Law LLC	2,693.75
13450	10/05/2022	Dry Fly Enterprises, Inc	6,672.90
13451	10/05/2022	SRSNM LLC	1,781.11
13452	10/05/2022	Verizon Wireless	146.00
13453	10/05/2022	Wells Fargo Financial Leasing	1,589.34
13454	10/05/2022	ACES	10,366.90
13455	10/05/2022	EM3 Networks, LLC	131.47
13457	10/06/2022	NMPSIA	17,506.00 *
Reissued on 10/14/2022			
13458	10/14/2022	NM Educational Retirement Board	33,227.23
13459	10/14/2022	ACR LLC	458.75
13460	10/14/2022	Brown, Robin	10.00
13461	10/14/2022	Cognia	280.56
13462	10/14/2022	Roberts, Caroline	54.00
13463	10/14/2022	Amazon.com	95.86
13464	10/14/2022	Charter School Testing Svcs.	1,293.00
13465	10/14/2022	Sam's Club & Wal-mart	22.54
13466	10/14/2022	TSA Consulting Group, Inc.	50.00
13467	10/06/2022	NMPSIA	17,506.00 *
Reissued on 10/18/2022			
13469	10/21/2022	Angelica Espino	1,220.02 *
Cancelled on 11/08/2022, Cancel Register # PM221109			
13470	10/21/2022	ABCWUA	341.28
13471	10/21/2022	AJF Enterprise Inc	1,124.03
13472	10/21/2022	Century Link	103.89
13473	10/21/2022	Crystal Springs Bottled Water	12.93
13474	10/21/2022	PNM	774.22
13475	10/21/2022	Waste Management of New Mexico	225.17
13476	10/21/2022	Century Link	116.12
13477	10/21/2022	Cooperative Educational Services	31,161.83
13478	10/21/2022	Crystal Springs Bottled Water	50.00
13479	10/21/2022	Dions	250.05
13482	10/28/2022	ACES	1,012.50
13483	10/28/2022	Amazon.com	66.39
13484	10/28/2022	Cooperative Educational Services	1,620.78
13485	10/28/2022	Dry Fly Enterprises, Inc	2,772.08
13486	10/28/2022	SG Consulting Services, LLC	538.75
13487	10/28/2022	Amazon.com	339.26
13488	10/28/2022	Everett, Nathan	14.76
13499	10/06/2022	NM RHC	3,579.24
13517	10/17/2022	EPARS TSA Consulting Group Inc	200.00
13518	10/24/2022	NM Taxation/Revenue Department	3,439.04
13528	10/06/2022	NMPSIA	18,876.98
Total Number of Checks			43
			163,505.44

The preceding Checks have been issued in accordance with the District's Policy and authorization of the Board of Trustees. It is recommended that the preceding Checks be approved.

Checks Dated 10/01/2022 through 10/31/2022

Check Number	Check Date	Pay to the Order of	Check Amount
--------------	------------	---------------------	--------------

	Count	Amount
Cancel	1	1,220.02
Reissue	2	35,012.00
Net Issue		<u>127,273.42</u>

Fund Recap

<u>Fund</u>	<u>Description</u>	<u>Check Count</u>	<u>Expensed Amount</u>
11000	Operational Fund	39	76,519.36
23000	Non-Instruct. Fund	1	250.05
24101	Title I - IASA	4	2,300.98
24106	IDEA-B Entitlement	4	1,250.24
24174	Carl Perkins Second. - Current	4	193.50
24189	SSAE Title IV	4	296.85
24308	CRRSA, ESSER II	4	5,308.18
24330	CRRSA, ESSER III	4	2,867.00
27407	Family Income Index	4	3,378.54
27502	Next Gen CTE	4	178.01
31400	Special Capital Outlay State	3	34,730.71
	Total Number of Checks	42	127,273.42
	Less Unpaid Tax Liability		<u>.00</u>
	Net (Check Amount)		<u><u>127,273.42</u></u>

The preceding Checks have been issued in accordance with the District's Policy and authorization of the Board of Trustees. It is recommended that the preceding Checks be approved.



Bank Account 120MAIN - Wells Fargo Operating Account

Payment Id	Comment						
Check # 13446	11000	10/05/2022	Check Amt	11.13	Status Cleared	ABCWUA (001289/1)	
157237490695		Water Utilities				11000- 2600- 54415- 0000- 512001- 0000- 00000	11.13
Check # 13447	11000	10/05/2022	Check Amt	1,124.03	Status Cleared	AJF Enterprise Inc (010154/1)	
10694		Security Services				11000- 2600- 55915- 0000- 512001- 0000- 00000	1,124.03
Check # 13448	11000	10/05/2022	Check Amt	645.55	Status Cleared	Century Link (001355/1)	
601742670		Phone, Fax Service				11000- 2600- 54416- 0000- 512001- 0000- 00000	645.55
Check # 13449	11000	10/05/2022	Check Amt	2,693.75	Status Cleared	DMH Law LLC (010169/1)	
88		FY23 Attorney Fees				11000- 2300- 53413- 0000- 512001- 0000- 00000	2,693.75
Check # 13450	11000	10/05/2022	Check Amt	6,672.90	Status Cleared	Dry Fly Enterprises, Inc (010170/1)	
IN57489		IT Services FY23				11000- 2500- 54320- 0000- 512001- 0000- 00000	3,556.45
IN57925		Document Conversion				31400- 4000- 53414- 0000- 512001- 0000- 00000	3,116.45
Check # 13451	11000	10/05/2022	Check Amt	1,781.11	Status Printed	SRSNM LLC (010125/2)	
18385		Cleaning Services				11000- 2600- 55915- 0000- 512001- 0000- 00000	1,781.11
Check # 13452	11000	10/05/2022	Check Amt	146.00	Status Cleared	Verizon Wireless (000658/1)	
9916378676		Cell Phone Services				11000- 2600- 54416- 0000- 512001- 0000- 00000	146.00
Check # 13453	11000	10/05/2022	Check Amt	1,589.34	Status Cleared	Wells Fargo Financial Leasing (000647/2)	
5022021636		Copy Machine Lease				11000- 2500- 54620- 0000- 512001- 0000- 00000	1,589.34
Check # 13454	11000	10/05/2022	Check Amt	10,366.90	Status Cleared	ACES (001522/2)	
9967		Business Manager Services				11000- 2500- 54320- 0000- 512001- 0000- 00000	10,366.90
Check # 13455	11000	10/05/2022	Check Amt	131.47	Status Cleared	EM3 Networks, LLC (010028/1)	
13713		Internet Services				11000- 0000- 46100- 0000- 512001- 0000- 00000	1,183.24-
						11000- 2600- 54416- 0000- 512001- 0000- 00000	1,314.71

* Break in sequence

Check # 13457	11000	10/06/2022	Check Amt	17,506.00	Status Reissued	NMPSIA (900001/1)	
20220810-AUG		NMPSIA (900001/1) 08/10/2022 (AUG)				11000- - 23125- - - -	2,881.73
		Reversal of EX23-00186				11000- - 23125- - - -	2,881.73-
						24101- - 23125- - - -	196.29-
		NMPSIA (900001/1) 08/10/2022 (AUG)				24101- - 23125- - - -	196.29
						24189- - 23125- - - -	42.27
		Reversal of EX23-00186				24189- - 23125- - - -	42.27-
		NMPSIA (900001/1) 08/10/2022 (AUG)				24308- - 23125- - - -	336.75
		Reversal of EX23-00186				24308- - 23125- - - -	336.75-
						24330- - 23125- - - -	2,329.82-
		NMPSIA (900001/1) 08/10/2022 (AUG)				24330- - 23125- - - -	2,329.82

Selection Sorted by Check Number, Inv #, Include Address=No, (Org = 120, Source = N, Pay To = N, Payment Method = N, Starting Check Date = 10/1/2022, Ending Check Date = 10/31/2022, Summary? = N, Sort/Group 1 = , Sort/Group 2 =)



Bank Account 120MAIN - Wells Fargo Operating Account

Payment Id	Comment								
Check # 13457	11000	10/06/2022	Check Amt	17,506.00	Status	Reissued	NMPSIA (900001/1) - continued		
20220810-AUG		Reversal of EX23-00186			27407-	- 23125-	-	-	252.50-
		NMPSIA (900001/1) 08/10/2022 (AUG)			27407-	- 23125-	-	-	252.50
		Reversal of EX23-00186			27502-	- 23125-	-	-	47.46-
		NMPSIA (900001/1) 08/10/2022 (AUG)			27502-	- 23125-	-	-	47.46
20220810-REG		NMPSIA (900001/1) 08/10/2022 (REG)			11000-	- 23125-	-	-	1,774.55
		Reversal of EX23-00185			11000-	- 23125-	-	-	1,774.55-
20220825-REG		NMPSIA (900001/1) 08/25/2022 (REG)			11000-	- 23125-	-	-	6,957.70
		Reversal of EX23-00184			11000-	- 23125-	-	-	6,957.70-
					24101-	- 23125-	-	-	156.53-
		NMPSIA (900001/1) 08/25/2022 (REG)			24101-	- 23125-	-	-	156.53
					24106-	- 23125-	-	-	134.83
		Reversal of EX23-00184			24106-	- 23125-	-	-	134.83-
		NMPSIA (900001/1) 08/25/2022 (REG)			24174-	- 23125-	-	-	30.09
		Reversal of EX23-00184			24174-	- 23125-	-	-	30.09-
					24189-	- 23125-	-	-	41.82-
		NMPSIA (900001/1) 08/25/2022 (REG)			24189-	- 23125-	-	-	41.82
					24308-	- 23125-	-	-	720.64
		Reversal of EX23-00184			24308-	- 23125-	-	-	720.64-
		NMPSIA (900001/1) 08/25/2022 (REG)			24330-	- 23125-	-	-	709.20
		Reversal of EX23-00184			24330-	- 23125-	-	-	709.20-
		NMPSIA (900001/1) 08/25/2022 (REG)			27407-	- 23125-	-	-	508.45
		Reversal of EX23-00184			27407-	- 23125-	-	-	508.45-
					27502-	- 23125-	-	-	20.05-
		NMPSIA (900001/1) 08/25/2022 (REG)			27502-	- 23125-	-	-	20.05
DP23-00003		NMPSIA ADJ 2022 08 31			11000-	- 23125-	-	-	16.60
		Reversal of EX23-00183			11000-	- 23125-	-	-	16.60-
					11000- 2100- 52311- 4025- 512001- 1214- 00000				163.62
		NMPSIA ADJ 2022 08 31			11000- 2100- 52311- 4025- 512001- 1214- 00000				163.62-
					11000- 2100- 52311- 4025- 512001- 1218- 00000				487.03
		Reversal of EX23-00183			11000- 2100- 52311- 4025- 512001- 1218- 00000				487.03-
					11000- 2100- 52312- 4025- 512001- 1214- 00000				2.60-
		NMPSIA ADJ 2022 08 31			11000- 2100- 52312- 4025- 512001- 1214- 00000				2.60
					11000- 2100- 52312- 4025- 512001- 1218- 00000				2.64
		Reversal of EX23-00183			11000- 2100- 52312- 4025- 512001- 1218- 00000				2.64-
					11000- 2100- 52313- 4025- 512001- 1214- 00000				10.01
		NMPSIA ADJ 2022 08 31			11000- 2100- 52313- 4025- 512001- 1214- 00000				10.01-

Selection Sorted by Check Number, Inv #, Include Address=No, (Org = 120, Source = N, Pay To = N, Payment Method = N, Starting Check Date = 10/1/2022, Ending Check Date = 10/31/2022, Summary? = N, Sort/Group 1 = , Sort/Group 2 =)



Bank Account 120MAIN - Wells Fargo Operating Account

Payment Id	Comment								
Check # 13457	11000	10/06/2022	Check Amt	17,506.00	Status	Reissued	NMPSIA (900001/1) - continued		
DP23-00003		NMPSIA ADJ 2022 08 31					11000- 2100- 52313- 4025- 512001- 1218- 00000	24.31	
		Reversal of EX23-00183					11000- 2100- 52313- 4025- 512001- 1218- 00000	24.31-	
							11000- 2100- 52314- 4025- 512001- 1214- 00000	2.19	
		NMPSIA ADJ 2022 08 31					11000- 2100- 52314- 4025- 512001- 1214- 00000	2.19-	
							11000- 2100- 52314- 4025- 512001- 1218- 00000	5.32	
		Reversal of EX23-00183					11000- 2100- 52314- 4025- 512001- 1218- 00000	5.32-	
							24101- 1000- 52312- 1010- 512001- 1711- 00000	2.64-	
		NMPSIA ADJ 2022 08 31					24101- 1000- 52312- 1010- 512001- 1711- 00000	2.64	
Check # 13458	11000	10/14/2022	Check Amt	33,227.23	Status	Cleared	NM Educational RetirementBoard (900005/1)		
20220909-REG		NM Educational RetirementBoard (900005/1) 09/09/2022 (REG)					11000- - 23124- - - -	11,898.74	
							24101- - 23124- - - -	819.15	
							24106- - 23124- - - -	396.57	
							24174- - 23124- - - -	62.06	
							24189- - 23124- - - -	83.69	
							24308- - 23124- - - -	1,556.00	
							24330- - 23124- - - -	775.59	
							27407- - 23124- - - -	962.72	
							27502- - 23124- - - -	41.36	
20220923-REG		NM Educational RetirementBoard (900005/1) 09/23/2022 (REG)					11000- - 23124- - - -	11,875.36	
							24101- - 23124- - - -	819.13	
							24106- - 23124- - - -	396.57	
							24174- - 23124- - - -	62.05	
							24189- - 23124- - - -	86.83	
							24308- - 23124- - - -	1,556.00	
							24330- - 23124- - - -	791.86	
							27407- - 23124- - - -	962.72	
							27502- - 23124- - - -	80.83	
Check # 13459	11000	10/14/2022	Check Amt	458.75	Status	Cleared	ACR LLC (001267/2)		
7009		STARS					11000- 2100- 55915- 0000- 512001- 0000- 00000	458.75	
Check # 13460	11000	10/14/2022	Check Amt	10.00	Status	Printed	Brown, Robin (010120/1)		
20221010		Reimbursemen(Google Cert. & Classroom Supplies)					11000- 1000- 53711- 1010- 512001- 0000- 00000	10.00	
Check # 13461	11000	10/14/2022	Check Amt	280.56	Status	Cleared	Cognia (001242/4)		
00150998		NM-ASR 11th Grade science					11000- 2200- 56118- 0000- 512001- 0000- 00000	280.56	

Selection Sorted by Check Number, Inv #, Include Address=No, (Org = 120, Source = N, Pay To = N, Payment Method = N, Starting Check Date = 10/1/2022, Ending Check Date = 10/31/2022, Summary? = N, Sort/Group 1 = , Sort/Group 2 =)



Bank Account 120MAIN - Wells Fargo Operating Account

Payment Id	Comment						
Check # 13462	11000	10/14/2022	Check Amt	54.00	Status Cleared	Roberts, Caroline (010173/1)	
20220928			Reimbursemen(Google Cert. & Classroom Supplies)			11000- 1000- 53711- 1010- 512001- 0000- 00000	10.00
NM2225009843			Background Reimbursement(PED)			11000- 2500- 53711- 1010- 512001- 0000- 00000	44.00
Check # 13463	11000	10/14/2022	Check Amt	95.86	Status Cleared	Amazon.com (001361/1)	
473493343447			Professional Development Books			11000- 1000- 53330- 1010- 512001- 0000- 00000	17.94
776878735949			Professional Development Books			11000- 1000- 53330- 1010- 512001- 0000- 00000	18.98
778784447995			Professional Development Books			11000- 1000- 53330- 1010- 512001- 0000- 00000	58.94
Check # 13464	11000	10/14/2022	Check Amt	1,293.00	Status Cleared	Charter School Testing Svcs. (000307/1)	
1020			Testing Services			11000- 2200- 55915- 0000- 512001- 0000- 00000	1,293.00
Check # 13465	11000	10/14/2022	Check Amt	22.54	Status Cleared	Sam's Club & Wal-mart (000935/1)	
P928000M10179V53S			Fruits and snacks for in person classes			11000- 3100- 56116- 0000- 512001- 0000- 00000	10.32
P928000M10179V54Q			Fruits and snacks for in person classes			11000- 3100- 56116- 0000- 512001- 0000- 00000	12.22
Check # 13466	11000	10/14/2022	Check Amt	50.00	Status Cleared	TSA Consulting Group, Inc. (001363/1)	
85464			Section 403B Admin. Charges			11000- 2500- 55915- 0000- 512001- 0000- 00000	50.00
Check # 13467	11000	10/06/2022	Check Amt	17,506.00	Status Reissued	NMPSIA (900001/1)	
20220810-AUG			NMPSIA (900001/1) 08/10/2022 (AUG)			11000- - 23125- - - -	2,881.73
			Reversal of EX23-00208			11000- - 23125- - - -	2,881.73-
						24101- - 23125- - - -	196.29-
			NMPSIA (900001/1) 08/10/2022 (AUG)			24101- - 23125- - - -	196.29
						24189- - 23125- - - -	42.27
			Reversal of EX23-00208			24189- - 23125- - - -	42.27-
						24308- - 23125- - - -	336.75-
			NMPSIA (900001/1) 08/10/2022 (AUG)			24308- - 23125- - - -	336.75
						24330- - 23125- - - -	2,329.82
			Reversal of EX23-00208			24330- - 23125- - - -	2,329.82-
						27407- - 23125- - - -	252.50-
			NMPSIA (900001/1) 08/10/2022 (AUG)			27407- - 23125- - - -	252.50
						27502- - 23125- - - -	47.46
			Reversal of EX23-00208			27502- - 23125- - - -	47.46-
20220810-REG			NMPSIA (900001/1) 08/10/2022 (REG)			11000- - 23125- - - -	1,774.55
			Reversal of EX23-00207			11000- - 23125- - - -	1,774.55-
20220825-REG			NMPSIA (900001/1) 08/25/2022 (REG)			11000- - 23125- - - -	6,957.70
			Reversal of EX23-00206			11000- - 23125- - - -	6,957.70-
						24101- - 23125- - - -	156.53-
			NMPSIA (900001/1) 08/25/2022 (REG)			24101- - 23125- - - -	156.53
						24106- - 23125- - - -	134.83

Selection Sorted by Check Number, Inv #, Include Address=No, (Org = 120, Source = N, Pay To = N, Payment Method = N, Starting Check Date = 10/1/2022, Ending Check Date = 10/31/2022, Summary? = N, Sort/Group 1 = , Sort/Group 2 =)



Bank Account 120MAIN - Wells Fargo Operating Account

Payment Id	Comment								
Check # 13467	11000	10/06/2022	Check Amt	17,506.00	Status	Reissued	NMPSIA (900001/1) - continued		
20220825-REG		Reversal of EX23-00206			24106-	- 23125-	-	-	134.83-
					24174-	- 23125-	-	-	30.09-
		NMPSIA (900001/1) 08/25/2022 (REG)			24174-	- 23125-	-	-	30.09
		Reversal of EX23-00206			24189-	- 23125-	-	-	41.82-
		NMPSIA (900001/1) 08/25/2022 (REG)			24189-	- 23125-	-	-	41.82
					24308-	- 23125-	-	-	720.64
		Reversal of EX23-00206			24308-	- 23125-	-	-	720.64-
					24330-	- 23125-	-	-	709.20-
		NMPSIA (900001/1) 08/25/2022 (REG)			24330-	- 23125-	-	-	709.20
					27407-	- 23125-	-	-	508.45
		Reversal of EX23-00206			27407-	- 23125-	-	-	508.45-
					27502-	- 23125-	-	-	20.05-
		NMPSIA (900001/1) 08/25/2022 (REG)			27502-	- 23125-	-	-	20.05
DP23-00003		NMPSIA ADJ 2022 08 31			11000-	- 23125-	-	-	16.60
		Reversal of EX23-00205			11000-	- 23125-	-	-	16.60-
					11000- 2100- 52311- 4025- 512001- 1214- 00000				163.62
		NMPSIA ADJ 2022 08 31			11000- 2100- 52311- 4025- 512001- 1214- 00000				163.62-
					11000- 2100- 52311- 4025- 512001- 1218- 00000				487.03
		Reversal of EX23-00205			11000- 2100- 52311- 4025- 512001- 1218- 00000				487.03-
					11000- 2100- 52312- 4025- 512001- 1214- 00000				2.60-
		NMPSIA ADJ 2022 08 31			11000- 2100- 52312- 4025- 512001- 1214- 00000				2.60
					11000- 2100- 52312- 4025- 512001- 1218- 00000				2.64
		Reversal of EX23-00205			11000- 2100- 52312- 4025- 512001- 1218- 00000				2.64-
					11000- 2100- 52313- 4025- 512001- 1214- 00000				10.01
		NMPSIA ADJ 2022 08 31			11000- 2100- 52313- 4025- 512001- 1214- 00000				10.01-
					11000- 2100- 52313- 4025- 512001- 1218- 00000				24.31
		Reversal of EX23-00205			11000- 2100- 52313- 4025- 512001- 1218- 00000				24.31-
					11000- 2100- 52314- 4025- 512001- 1214- 00000				2.19
		NMPSIA ADJ 2022 08 31			11000- 2100- 52314- 4025- 512001- 1214- 00000				2.19-
					11000- 2100- 52314- 4025- 512001- 1218- 00000				5.32
		Reversal of EX23-00205			11000- 2100- 52314- 4025- 512001- 1218- 00000				5.32-
		NMPSIA ADJ 2022 08 31			24101- 1000- 52312- 1010- 512001- 1711- 00000				2.64
		Reversal of EX23-00205			24101- 1000- 52312- 1010- 512001- 1711- 00000				2.64-

* Break in sequence

Check # 13470	11000	10/21/2022	Check Amt	341.28	Status	Cleared	ABCWUA (001289/1)		
505607760318		Water Utilities			11000- 2600- 54415- 0000- 512001- 0000- 00000				19.11

Selection Sorted by Check Number, Inv #, Include Address=No, (Org = 120, Source = N, Pay To = N, Payment Method = N, Starting Check Date = 10/1/2022, Ending Check Date = 10/31/2022, Summary? = N, Sort/Group 1 = , Sort/Group 2 =)



Bank Account 120MAIN - Wells Fargo Operating Account

Payment Id	Comment						
Check # 13470	11000	10/21/2022	Check Amt	341.28	Status Cleared	ABCWUA (001289/1) - continued	
515202186012		Water Utilities				11000- 2600- 54415- 0000- 512001- 0000- 00000	322.17
Check # 13471	11000	10/21/2022	Check Amt	1,124.03	Status Printed	AJF Enterprise Inc (010154/1)	
10710		Security Services				11000- 2600- 55915- 0000- 512001- 0000- 00000	1,124.03
Check # 13472	11000	10/21/2022	Check Amt	103.89	Status Printed	Century Link (001355/1)	
156B20220928		Phone, Fax Servcie				11000- 2600- 54416- 0000- 512001- 0000- 00000	103.89
Check # 13473	11000	10/21/2022	Check Amt	12.93	Status Cleared	Crystal Springs Bottled Water (000334/3)	
437405		Bottled Water				11000- 2400- 56118- 0000- 512001- 0000- 00000	12.93
Check # 13474	11000	10/21/2022	Check Amt	774.22	Status Cleared	PNM (000528/1)	
20221019		Utilities - Electriciy				11000- 2600- 54411- 0000- 512001- 0000- 00000	774.22
Check # 13475	11000	10/21/2022	Check Amt	225.17	Status Cleared	Waste Management of New Mexico (001428/1)	
0337933-0573-2		Waste Mangement				11000- 2600- 54415- 0000- 512001- 0000- 00000	225.17
Check # 13476	11000	10/21/2022	Check Amt	116.12	Status Printed	Century Link (001355/1)	
272B 20221001		Phone, Fax Servcie				11000- 2600- 54416- 0000- 512001- 0000- 00000	116.12
Check # 13477	31400	10/21/2022	Check Amt	31,161.83	Status Printed	Cooperative Educational Services (000327/3)	
24-128168		Updated RTOF: Shade Structure & Tables				11000- 2600- 56119- 0000- 512001- 0000- 00000	1,899.80
						31400- 4000- 57331- 0000- 512001- 0000- 00000	29,262.03
Check # 13478	11000	10/21/2022	Check Amt	50.00	Status Cleared	Crystal Springs Bottled Water (000334/3)	
912220672		Bottled Water				11000- 2400- 56118- 0000- 512001- 0000- 00000	50.00
Check # 13479	23000	10/21/2022	Check Amt	250.05	Status Printed	Dions (001411/1)	
44820		Staff Lunch for Student Registration				23000- 1000- 56118- 1010- 512001- 0000- 00000	250.05
* Break in sequence							
Check # 13482	11000	10/28/2022	Check Amt	1,012.50	Status Cleared	ACES (001522/2)	
10058		SPED Conusltant - Christina Baca				11000- 2100- 53211- 2000- 512001- 0000- 00000	1,012.50
Check # 13483	11000	10/28/2022	Check Amt	66.39	Status Printed	Amazon.com (001361/1)	
436578665999		Professional Development Books				11000- 1000- 53330- 1010- 512001- 0000- 00000	14.66
636976378688		Professional Development Books				11000- 1000- 53330- 1010- 512001- 0000- 00000	26.99
889574687367		Professional Development Books				11000- 1000- 53330- 1010- 512001- 0000- 00000	24.74
Check # 13484	11000	10/28/2022	Check Amt	1,620.78	Status Printed	Cooperative Educational Services (000327/3)	
36-045161		Diagnosticians				11000- 2100- 53211- 2000- 512001- 0000- 00000	1,620.78
Check # 13485	31400	10/28/2022	Check Amt	2,772.08	Status Printed	Dry Fly Enterprises, Inc (010170/1)	
IN58232		Document Conversion				31400- 4000- 53414- 0000- 512001- 0000- 00000	2,352.23
IN58265		IT Services FY23				11000- 2500- 54320- 0000- 512001- 0000- 00000	419.85

Selection Sorted by Check Number, Inv #, Include Address=No, (Org = 120, Source = N, Pay To = N, Payment Method = N, Starting Check Date = 10/1/2022, Ending Check Date = 10/31/2022, Summary? = N, Sort/Group 1 = , Sort/Group 2 =)



Bank Account 120MAIN - Wells Fargo Operating Account

Payment Id	Comment							
Check # 13486	11000	10/28/2022	Check Amt	538.75	Status Printed	SG Consulting Services, LLC (001409/1)		
905		Lobbyist Services FY23				11000- 2300- 55915- 0000- 512001- 0000- 00000		538.75
Check # 13487	11000	10/28/2022	Check Amt	339.26	Status Printed	Amazon.com (001361/1)		
469386873478		Chromebook Chargers				11000- 1000- 56119- 1010- 512001- 0000- 00000		299.90
864875733377		Professional Development Books				11000- 1000- 53330- 1010- 512001- 0000- 00000		27.67
883349498894		Professional Development Books				11000- 1000- 53330- 1010- 512001- 0000- 00000		11.69
Check # 13488	11000	10/28/2022	Check Amt	14.76	Status Printed	Everett, Nathan (001561/1)		
31558		Reimbursements for facility supplies				11000- 2600- 56118- 0000- 512001- 0000- 00000		14.76
* Break in sequence								
Check # 13499	11000	10/06/2022	Check Amt	3,579.24	Status Cleared	NM RHC (900006/1)		
20220909-REG		NM RHC (900006/1) 09/09/2022 (REG)				11000- - 23123- - - -		1,281.75
						24101- - 23123- - - -		88.24
						24106- - 23123- - - -		42.72
						24174- - 23123- - - -		6.68
						24189- - 23123- - - -		9.02
						24308- - 23123- - - -		167.60
						24330- - 23123- - - -		83.54
						27407- - 23123- - - -		103.70
						27502- - 23123- - - -		4.46
20220923-REG		NM RHC (900006/1) 09/23/2022 (REG)				11000- - 23123- - - -		1,279.23
						24101- - 23123- - - -		88.24
						24106- - 23123- - - -		42.72
						24174- - 23123- - - -		6.69
						24189- - 23123- - - -		9.34
						24308- - 23123- - - -		167.60
						24330- - 23123- - - -		85.30
						27407- - 23123- - - -		103.70
						27502- - 23123- - - -		8.71
* Break in sequence								
Check # 13517	11000	10/17/2022	Check Amt	200.00	Status Cleared	EPARS TSA Consulting Group Inc (901000/1)		
20220909-REG		EPARS TSA Consulting Group Inc (901000/1) 09/09/2022 (REG)				11000- - 23147- - - -		100.00
20220923-REG		EPARS TSA Consulting Group Inc (901000/1) 09/23/2022 (REG)				11000- - 23147- - - -		100.00
Check # 13518	11000	10/24/2022	Check Amt	3,439.04	Status Cleared	NM Taxation/Revenue Department (900003/1)		

Selection Sorted by Check Number, Inv #, Include Address=No, (Org = 120, Source = N, Pay To = N, Payment Method = N, Starting Check Date = 10/1/2022, Ending Check Date = 10/31/2022, Summary? = N, Sort/Group 1 = , Sort/Group 2 =)



Bank Account 120MAIN - Wells Fargo Operating Account

Payment Id	Comment								
Check # 13518	11000	10/24/2022	Check Amt	3,439.04	Status Cleared	NM Taxation/Revenue Department (900003/1) - continued			
20220909-REG		NM Taxation/Revenue Department (900003/1) 09/09/2022 (REG)			11000-	- 23142-	-	-	1,253.97
					24101-	- 23142-	-	-	49.38
					24106-	- 23142-	-	-	47.00
					24174-	- 23142-	-	-	6.81
					24189-	- 23142-	-	-	9.18
					24308-	- 23142-	-	-	178.80
					24330-	- 23142-	-	-	75.90
					27407-	- 23142-	-	-	91.08
					27502-	- 23142-	-	-	4.54
20220923-REG		NM Taxation/Revenue Department (900003/1) 09/23/2022 (REG)			11000-	- 23142-	-	-	1,252.18
					24101-	- 23142-	-	-	49.10
					24106-	- 23142-	-	-	47.00
					24174-	- 23142-	-	-	7.82
					24189-	- 23142-	-	-	9.55
					24308-	- 23142-	-	-	178.80
					24330-	- 23142-	-	-	77.83
					27407-	- 23142-	-	-	89.62
					27502-	- 23142-	-	-	10.48

* Break in sequence

Check # 13528	11000	10/06/2022	Check Amt	18,876.98	Status Cleared	NMPSIA (900001/1)			
20220909-REG		NMPSIA (900001/1) 09/09/2022 (REG)			11000-	- 23125-	-	-	7,239.62
					24101-	- 23125-	-	-	193.87
					24106-	- 23125-	-	-	138.83
					24174-	- 23125-	-	-	30.99
					24189-	- 23125-	-	-	41.84
					24308-	- 23125-	-	-	751.70
					24330-	- 23125-	-	-	474.12
					27407-	- 23125-	-	-	532.49
					27502-	- 23125-	-	-	20.67
20220923-REG		NMPSIA (900001/1) 09/23/2022 (REG)			11000-	- 23125-	-	-	7,239.56
					24101-	- 23125-	-	-	193.87
					24106-	- 23125-	-	-	138.83
					24174-	- 23125-	-	-	10.40
					24189-	- 23125-	-	-	47.40

Selection Sorted by Check Number, Inv #, Include Address=No, (Org = 120, Source = N, Pay To = N, Payment Method = N, Starting Check Date = 10/1/2022, Ending Check Date = 10/31/2022, Summary? = N, Sort/Group 1 = , Sort/Group 2 =)



Bank Account 120MAIN - Wells Fargo Operating Account

Payment Id	Comment							
Check # 13528	11000	10/06/2022	Check Amt	18,876.98	Status Cleared	NMPSIA (900001/1) - continued		
20220923-REG	NMPSIA (900001/1) 09/23/2022 (REG)					24308-	- 23125-	- - - 751.68
						24330-	- 23125-	- - - 502.86
						27407-	- 23125-	- - - 532.49
						27502-	- 23125-	- - - 6.96
DP23-00004	NMPSIA Adj 2022 09					11000-	- 23125-	- - - 7.82
						11000- 1000- 52313- 2000- 512001- 1412- 00000		.02
						11000- 2100- 52311- 0000- 512001- 1217- 00000		.02
						11000- 2100- 52311- 0000- 512001- 1218- 00000		.70-
						11000- 2100- 52312- 4025- 512001- 1218- 00000		2.64
						11000- 2100- 52313- 4025- 512001- 1214- 00000		.02
						11000- 2100- 52315- 4025- 512001- 1214- 00000		18.94
						11000- 2300- 52311- 0000- 512001- 1111- 00000		.02
						27407- 1000- 52311- 1010- 512001- 1711- 00000		.02
Number of Items	42			162,285.42	Totals for Org 2			

Bank Account 120MAIN - Wells Fargo Operating Account

2023 Org Recap

120 - Cesar Chavez Community

Check #	13446	through	ACH-00003029	Total Count	91	\$268,611.69
---------	-------	---------	--------------	-------------	----	--------------

11000-11011*				76,519.36-
11000-23123	2,560.98			
11000-23124	23,774.10			
11000-23125	14,487.00			
11000-23142	2,506.15			
11000-23147	200.00			
11000-46100				1,183.24-
11000-52311				.66-
11000-52312	2.64			
11000-52313	.04			
11000-52314	.00			.00
11000-52315	18.94			
11000-53211	2,633.28			
11000-53330	201.61			
11000-53413	2,693.75			
11000-53711	64.00			
11000-54320	14,343.20			
11000-54411	774.22			
11000-54415	577.58			
11000-54416	2,326.27			
11000-54620	1,589.34			
11000-55915	6,369.67			
11000-56116	22.54			
11000-56118	358.25			
11000-56119	2,199.70			
Totals for Fund 11000	77,703.26			77,703.26-
23000-11011*				250.05-
23000-56118	250.05			
Totals for Fund 23000	250.05			250.05-
24101-11011*				2,300.98-
24101-23123	176.48			
24101-23124	1,638.28			

Selection Sorted by Check Number, Inv #, Include Address=No, (Org = 120, Source = N, Pay To = N, Payment Method = N, Starting Check Date = 10/1/2022, Ending Check Date = 10/31/2022, Summary? = N, Sort/Group 1 = , Sort/Group 2 =)



Bank Account 120MAIN - Wells Fargo Operating Account

2023 Org Recap (continued)

120 - Cesar Chavez Community

Check # 13446 through ACH-00003029 Total Count 91 \$268,611.69 (continued)

24101-23125	387.74	
24101-23142	98.48	
24101-52312	.00	.00
Totals for Fund 24101	2,300.98	2,300.98-
24106-11011*		1,250.24-
24106-23123	85.44	
24106-23124	793.14	
24106-23125	277.66	
24106-23142	94.00	
Totals for Fund 24106	1,250.24	1,250.24-
24174-11011*		193.50-
24174-23123	13.37	
24174-23124	124.11	
24174-23125	41.39	
24174-23142	14.63	
Totals for Fund 24174	193.50	193.50-
24189-11011*		296.85-
24189-23123	18.36	
24189-23124	170.52	
24189-23125	89.24	
24189-23142	18.73	
Totals for Fund 24189	296.85	296.85-
24308-11011*		5,308.18-
24308-23123	335.20	
24308-23124	3,112.00	
24308-23125	1,503.38	
24308-23142	357.60	
Totals for Fund 24308	5,308.18	5,308.18-
24330-11011*		2,867.00-
24330-23123	168.84	
24330-23124	1,567.45	
24330-23125	976.98	

Selection Sorted by Check Number, Inv #, Include Address=No, (Org = 120, Source = N, Pay To = N, Payment Method = N, Starting Check Date = 10/1/2022, Ending Check Date = 10/31/2022, Summary? = N, Sort/Group 1 = , Sort/Group 2 =)



Bank Account 120MAIN - Wells Fargo Operating Account

2023 Org Recap (continued)

120 - Cesar Chavez Community

Check #	13446	through	ACH-00003029	Total Count	91	\$268,611.69	(continued)
---------	-------	---------	--------------	-------------	----	--------------	-------------

24330-23142	153.73	
Totals for Fund 24330	2,867.00	2,867.00-
27407-11011*		3,378.54-
27407-23123	207.40	
27407-23124	1,925.44	
27407-23125	1,064.98	
27407-23142	180.70	
27407-52311	.02	
Totals for Fund 27407	3,378.54	3,378.54-
27502-11011*		178.01-
27502-23123	13.17	
27502-23124	122.19	
27502-23125	27.63	
27502-23142	15.02	
Totals for Fund 27502	178.01	178.01-
31400-11011*		34,730.71-
31400-53414	5,468.68	
31400-57331	29,262.03	
Totals for Fund 31400	34,730.71	34,730.71-
Totals for Org 120	128,457.32	128,457.32-
Net change to Cash 11011		127,273.42- Credit

* denotes System Generated entry

Bank Account 120MAIN - Wells Fargo Operating Account

2023 Org Recap (continued)

Number of Items	42	162,285.42	Report Totals
------------------------	-----------	-------------------	----------------------

Finance Committee Documents

Balances through 10/31/2022					Fiscal Year 2022/23	
Funds- Func- Obj ct - Pr gm- Locat n- JbCl - Opt nl	Description	Adopted Budget	Revised Budget	Revenue	Account Balance	
Funds 11000 - Operational, Func 0000 - NoFunctionCode						
11000- 0000- 41980- 0000- 512001- 0000- 00000	RefPriorYearExp			218.47	218.47-	
11000- 0000- 43101- 0000- 512001- 0000- 00000	StEqulzGuarantee	2,485,863.00	2,486,007.00	828,668.98	1,657,338.02	
11000- 0000- 46100- 0000- 512001- 0000- 00000	AccessBrdE-Rate	13,985.00	13,985.00	3,549.72	10,435.28	
Total for Funds 11000, Func 0000 and Revenue accounts		2,499,848.00	2,499,992.00	832,437.17	1,667,554.83	
Funds 21000 - Food Svcs, Func 0000 - NoFunctionCode						
21000- 0000- 44500- 0000- 512001- 0000- 00000	ResGtsFedThruSt	40,000.00	40,000.00	4,945.58	35,054.42	
Total for Funds 21000, Func 0000 and Revenue accounts		40,000.00	40,000.00	4,945.58	35,054.42	
Funds 23000 - Non-InstrctSupp, Func 0000 - NoFunctionCode						
23000- 0000- 41920- 0000- 512001- 0000- 00000	PrivContrbsDntn			158.03	158.03-	
Total for Funds 23000, Func 0000 and Revenue accounts		.00	.00	158.03	158.03-	
Funds 24101 - Title I - IASA, Func 0000 - NoFunctionCode						
24101- 0000- 44500- 0000- 512001- 0000- 00000	ResGtsFedThruSt	95,851.00	95,851.00		95,851.00	
24101- 0000- 44504- 0000- 512001- 0000- 00000	Revenue			23,332.54	23,332.54-	
Total for Funds 24101, Func 0000 and Revenue accounts		95,851.00	95,851.00	23,332.54	72,518.46	
Funds 24106 - IDEABEntitlemnt, Func 0000 - NoFunctionCode						
24106- 0000- 44500- 0000- 512001- 0000- 00000	ResGtsFedThruSt	42,310.00	42,310.00	466.00	41,844.00	
24106- 0000- 44504- 0000- 512001- 0000- 00000	Revenue	4,044.00	4,044.00	26,349.89	22,305.89-	
Total for Funds 24106, Func 0000 and Revenue accounts		46,354.00	46,354.00	26,815.89	19,538.11	
Funds 24154 - TchPrinTrainRec, Func 0000 - NoFunctionCode						
24154- 0000- 44500- 0000- 512001- 0000- 00000	ResGtsFedThruSt	7,419.00	7,419.00		7,419.00	
24154- 0000- 44504- 0000- 512001- 0000- 00000	Revenue			18.72	18.72-	
Total for Funds 24154, Func 0000 and Revenue accounts		7,419.00	7,419.00	18.72	7,400.28	
Funds 24174 - CP-Second-Curr, Func 0000 - NoFunctionCode						
24174- 0000- 44500- 0000- 512001- 0000- 00000	ResGtsFedThruSt	7,529.00	7,529.00		7,529.00	
24174- 0000- 44504- 0000- 512001- 0000- 00000	Revenue			5,243.88	5,243.88-	
Total for Funds 24174, Func 0000 and Revenue accounts		7,529.00	7,529.00	5,243.88	2,285.12	
Funds 24189 - SSAE Title IV, Func 0000 - NoFunctionCode						
24189- 0000- 44500- 0000- 512001- 0000- 00000	ResGtsFedThruSt	10,000.00	10,000.00		10,000.00	
24189- 0000- 44504- 0000- 512001- 0000- 00000	Revenue			4,317.89	4,317.89-	
Total for Funds 24189, Func 0000 and Revenue accounts		10,000.00	10,000.00	4,317.89	5,682.11	
Funds 24301 - CARES Act, Func 0000 - NoFunctionCode						

Selection Grouped by Account Type, Filtered by User Permissions, (Org = 120, Online/Offline = N, Period = 4, UnPosted JEs? = N, Assets and Liabilities? = N, Restricted Accts? = Y, Objct = 4, Obj Digits = 0, Page Break Lvl =)



Balances through 10/31/2022				Fiscal Year 2022/23	
Funds- Func- Obj ct - Pr gm- Locat n- JbCl - Opt nl	Description	Adopted Budget	Revised Budget	Revenue	Account Balance
Funds 24301 - CARES Act, Func 0000 - NoFunctionCode					
24301- 0000- 44504- 0000- 512001- 0000- 00000	Revenue			1.50	1.50-
Total for Funds 24301, Func 0000 and Revenue accounts		.00	.00	1.50	1.50-
Funds 24308 - CRRSA, ESSER II, Func 0000 - NoFunctionCode					
24308- 0000- 44500- 0000- 512001- 0000- 00000	ResGtsFedThruSt	228,367.00	228,367.00		228,367.00
24308- 0000- 44504- 0000- 512001- 0000- 00000	Revenue			15,917.86	15,917.86-
Total for Funds 24308, Func 0000 and Revenue accounts		228,367.00	228,367.00	15,917.86	212,449.14
Funds 24316 - Air Quality R2, Func 0000 - NoFunctionCode					
24316- 0000- 44504- 0000- 512001- 0000- 00000	Revenue			2,520.00	2,520.00-
Total for Funds 24316, Func 0000 and Revenue accounts		.00	.00	2,520.00	2,520.00-
Funds 24330 - ESSER III, Func 0000 - NoFunctionCode					
24330- 0000- 44500- 0000- 512001- 0000- 00000	ResGtsFedThruSt	371,587.00	371,587.00		371,587.00
24330- 0000- 44504- 0000- 512001- 0000- 00000	Revenue			149,901.71	149,901.71-
Total for Funds 24330, Func 0000 and Revenue accounts		371,587.00	371,587.00	149,901.71	221,685.29
Funds 26207 - CNM Foundation, Func 0000 - NoFunctionCode					
26207- 0000- 41921- 0000- 512001- 0000- 00000	InstCategorical	500.00	500.00		500.00
Total for Funds 26207, Func 0000 and Revenue accounts		500.00	500.00	.00	500.00
Funds 27107 - 2012GOBondsSB66, Func 0000 - NoFunctionCode					
27107- 0000- 43204- 0000- 512001- 0000- 00000	PriorYearBalnce	6,317.00	6,317.00		6,317.00
Total for Funds 27107, Func 0000 and Revenue accounts		6,317.00	6,317.00	.00	6,317.00
Funds 27407 - FII, Func 0000 - NoFunctionCode					
27407- 0000- 43202- 0000- 512001- 0000- 00000	StFlowThruGrant	115,340.00	115,340.00		115,340.00
27407- 0000- 43204- 0000- 512001- 0000- 00000	PriorYearBalnce			37,131.83	37,131.83-
Total for Funds 27407, Func 0000 and Revenue accounts		115,340.00	115,340.00	37,131.83	78,208.17
Funds 27502 - Next Gen CTE, Func 0000 - NoFunctionCode					
27502- 0000- 43202- 0000- 512001- 0000- 00000	StFlowThruGrant	7,285.00	7,285.00		7,285.00
27502- 0000- 43204- 0000- 512001- 0000- 00000	PriorYearBalnce			7,247.67	7,247.67-
Total for Funds 27502, Func 0000 and Revenue accounts		7,285.00	7,285.00	7,247.67	37.33
Funds 28211 - Covid-19 Test., Func 0000 - NoFunctionCode					
28211- 0000- 43203- 0000- 512001- 0000- 00000	St.DirectGrants		73,078.00	2,741.93	70,336.07
Total for Funds 28211, Func 0000 and Revenue accounts		.00	73,078.00	2,741.93	70,336.07
Funds 31200 - PubSchCapOutlay, Func 0000 - NoFunctionCode					

Selection Grouped by Account Type, Filtered by User Permissions, (Org = 120, Online/Offline = N, Period = 4, UnPosted JEs? = N, Assets and Liabilities? = N, Restricted Accts? = Y, Objct = 4, Obj Digits = 0, Page Break Lvl =)

Balances through 10/31/2022				Fiscal Year 2022/23	
Funds- Func- Obj ct - Pr gm- Locat n- JbCl - Opt nl	Description	Adopted Budget	Revised Budget	Revenue	Account Balance
Funds 31200 - PubSchCapOutlay, Func 0000 - NoFunctionCode					
31200- 0000- 43209- 0000- 512001- 0000- 00000	PSCOC Awards			77,939.00	77,939.00-
Total for Funds 31200, Func 0000 and Revenue accounts		.00	.00	77,939.00	77,939.00-
Funds 31400 - SpcCapOutlaySt, Func 0000 - NoFunctionCode					
31400- 0000- 43204- 0000- 512001- 0000- 00000	PriorYearBalnce	210,151.00	303,391.00	59,935.90	243,455.10
Total for Funds 31400, Func 0000 and Revenue accounts		210,151.00	303,391.00	59,935.90	243,455.10
Funds 31600 - CapImprvmtsHB33, Func 0000 - NoFunctionCode					
31600- 0000- 41110- 0000- 512001- 0000- 00000	AdValoremTaxDst	151,870.00	151,870.00	4,933.47	146,936.53
Total for Funds 31600, Func 0000 and Revenue accounts		151,870.00	151,870.00	4,933.47	146,936.53
Funds 31700 - CapImprvmtsSB-9, Func 0000 - NoFunctionCode					
31700- 0000- 43204- 0000- 512001- 0000- 00000	PriorYearBalnce	6,059.00	6,059.00		6,059.00
Total for Funds 31700, Func 0000 and Revenue accounts		6,059.00	6,059.00	.00	6,059.00
Funds 31701 - CapImprvsSB9Loc, Func 0000 - NoFunctionCode					
31701- 0000- 41110- 0000- 512001- 0000- 00000	AdValoremTaxDst	78,443.00	78,443.00	2,515.54	75,927.46
Total for Funds 31701, Func 0000 and Revenue accounts		78,443.00	78,443.00	2,515.54	75,927.46
Total for Org 120 - Cesar Chavez Community		3,882,920.00	4,049,382.00	1,258,056.11	2,791,325.89

Balances through 10/31/2022						Fiscal Year 2022/23
Funds- Func- Obj ct - Pr gm- Locat n- JbCl - Opt nl	Description	Adopted Budget	Revised Budget	Encumbered	Expenditure	Account Balance
Funds 11000 - Operational, Func 1000 - Instruction						
11000- 1000- 51100- 0000- 512001- 1611- 00000	SalariesExpense,SubsSickL				84.00	84.00-
11000- 1000- 51100- 1010- 512001- 1411- 00000	SalariesExpense,Teachers	293,776.00	293,776.00	180,441.53	59,001.39	54,333.08
11000- 1000- 51100- 1010- 512001- 1711- 00000	SalariesExpense,InstAsst1			10,030.48	2,956.35	12,986.83-
11000- 1000- 51100- 2000- 512001- 1412- 00000	SalariesExpense,Teachers	176,524.00	176,524.00	151,475.22	39,861.90	14,813.12-
11000- 1000- 51300- 1010- 512001- 1411- 00000	AddtnlCompenstn,Teachers	28,337.00	28,337.00	14,548.11	3,403.44	10,385.45
11000- 1000- 51300- 1010- 512001- 1711- 00000	AddtnlCompenstn,InstAsst1	8,000.00	8,000.00	8,312.69	2,187.55	2,500.24-
11000- 1000- 51300- 4010- 512001- 1416- 00000	AddtnlCompenstn,TeachersO	5,000.00	5,000.00			5,000.00
11000- 1000- 51300- 4040- 512001- 1411- 00000	AddtnlCompenstn,Teachers	21,000.00	21,000.00			21,000.00
11000- 1000- 51300- 9000- 512001- 1411- 00000	AddtnlCompenstn,Teachers	825.00	825.00			825.00
11000- 1000- 52111- 0000- 512001- 1611- 00000	EducRetirement				14.40	14.40-
11000- 1000- 52111- 1010- 512001- 1411- 00000	EducRetirement	51,788.00	51,788.00	33,440.48	10,702.38	7,645.14
11000- 1000- 52111- 1010- 512001- 1711- 00000	EducRetirement	1,361.00	1,361.00	3,145.83	882.16	2,666.99-
11000- 1000- 52111- 2000- 512001- 1412- 00000	EducRetirement	30,246.00	30,246.00	25,977.94	6,836.30	2,568.24-
11000- 1000- 52111- 4010- 512001- 1416- 00000	EducRetirement	858.00	858.00			858.00
11000- 1000- 52111- 4040- 512001- 1411- 00000	EducRetirement	3,602.00	3,602.00			3,602.00
11000- 1000- 52111- 9000- 512001- 1411- 00000	EducRetirement	143.00	143.00			143.00
11000- 1000- 52112- 0000- 512001- 1611- 00000	ERARetireeHlth				1.68	1.68-
11000- 1000- 52112- 1010- 512001- 1411- 00000	ERARetireeHlth	6,040.00	6,040.00	3,899.52	1,248.06	892.42
11000- 1000- 52112- 1010- 512001- 1711- 00000	ERARetireeHlth	160.00	160.00	366.70	102.86	309.56-
11000- 1000- 52112- 2000- 512001- 1412- 00000	ERARetireeHlth	3,531.00	3,531.00	3,029.55	797.25	295.80-
11000- 1000- 52112- 4010- 512001- 1416- 00000	ERARetireeHlth	100.00	100.00			100.00
11000- 1000- 52112- 4040- 512001- 1411- 00000	ERARetireeHlth	420.00	420.00			420.00
11000- 1000- 52112- 9000- 512001- 1411- 00000	ERARetireeHlth	17.00	17.00			17.00
11000- 1000- 52210- 0000- 512001- 1611- 00000	FICA Payments				5.21	5.21-
11000- 1000- 52210- 1010- 512001- 1411- 00000	FICA Payments	19,973.00	19,973.00	11,615.62	3,669.71	4,687.67
11000- 1000- 52210- 1010- 512001- 1711- 00000	FICA Payments	496.00	496.00	1,105.23	309.53	918.76-
11000- 1000- 52210- 2000- 512001- 1412- 00000	FICA Payments	10,946.00	10,946.00	8,921.45	2,350.36	325.81-
11000- 1000- 52210- 4010- 512001- 1416- 00000	FICA Payments	310.00	310.00			310.00
11000- 1000- 52210- 4040- 512001- 1411- 00000	FICA Payments	1,302.00	1,302.00			1,302.00
11000- 1000- 52210- 9000- 512001- 1411- 00000	FICA Payments	53.00	53.00			53.00
11000- 1000- 52220- 0000- 512001- 1611- 00000	MedicarePaymnts				1.21	1.21-
11000- 1000- 52220- 1010- 512001- 1411- 00000	MedicarePaymnts	4,674.00	4,674.00	2,716.35	858.23	1,099.42
11000- 1000- 52220- 1010- 512001- 1711- 00000	MedicarePaymnts	118.00	118.00	258.78	72.42	213.20-
11000- 1000- 52220- 2000- 512001- 1412- 00000	MedicarePaymnts	2,561.00	2,561.00	2,086.58	549.69	75.27-
11000- 1000- 52220- 4010- 512001- 1416- 00000	MedicarePaymnts	74.00	74.00			74.00
11000- 1000- 52220- 4040- 512001- 1411- 00000	MedicarePaymnts	305.00	305.00			305.00

Selection Grouped by Account Type, Filtered by User Permissions, (Org = 120, Online/Offline = N, Period = 4, UnPosted JEs? = N, Assets and Liabilities? = N, Restricted Accts? = Y, Objct = 5, Obj Digits = 0, Page Break Lvl =)

Balances through 10/31/2022						Fiscal Year 2022/23	
Funds- Func- Obj ct - Pr gm- Locat n- JbCl - Opt nl	Description	Adopted Budget	Revised Budget	Encumbered	Expenditure	Account Balance	
Funds 11000 - Operational, Func 1000 - Instruction (continued)							
11000- 1000- 52220- 9000- 512001- 1411- 00000	MedicarePaymnts	12.00	12.00			12.00	
11000- 1000- 52311- 0000- 512001- 1611- 00000	Hth&MedPremiums	9,567.00	9,567.00			9,567.00	
11000- 1000- 52311- 1010- 512001- 1411- 00000	Hth&MedPremiums	37,267.00	37,267.00	16,391.99	6,990.33	13,884.68	
11000- 1000- 52311- 1010- 512001- 1711- 00000	Hth&MedPremiums	1,196.00	1,196.00	1,122.90	328.35	255.25-	
11000- 1000- 52311- 2000- 512001- 1412- 00000	Hth&MedPremiums	23,736.00	23,736.00	16,822.03	4,343.88	2,570.09	
11000- 1000- 52312- 1010- 512001- 1411- 00000	Life	233.00	233.00	76.43	25.57	131.00	
11000- 1000- 52312- 1010- 512001- 1711- 00000	Life	8.00	8.00	8.74	2.58	3.32-	
11000- 1000- 52312- 2000- 512001- 1412- 00000	Life	84.00	84.00	61.94	17.62	4.44	
11000- 1000- 52313- 0000- 512001- 1611- 00000	Dental	360.00	360.00			360.00	
11000- 1000- 52313- 1010- 512001- 1411- 00000	Dental	2,288.00	2,288.00	1,237.67	446.17	604.16	
11000- 1000- 52313- 1010- 512001- 1711- 00000	Dental	65.00	65.00	66.50	19.61	21.11-	
11000- 1000- 52313- 2000- 512001- 1412- 00000	Dental	930.00	930.00	720.86	177.06	32.08	
11000- 1000- 52314- 0000- 512001- 1611- 00000	Vision	119.00	119.00			119.00	
11000- 1000- 52314- 1010- 512001- 1411- 00000	Vision	355.00	355.00	207.43	69.57	78.00	
11000- 1000- 52314- 1010- 512001- 1711- 00000	Vision	13.00	13.00	14.63	4.30	5.93-	
11000- 1000- 52314- 2000- 512001- 1412- 00000	Vision	233.00	233.00	143.83	35.78	53.39	
11000- 1000- 52315- 0000- 512001- 1611- 00000	Disability	336.00	336.00			336.00	
11000- 1000- 52315- 1010- 512001- 1411- 00000	Disability	197.00	197.00		32.82	164.18	
11000- 1000- 52315- 1010- 512001- 1711- 00000	Disability	18.00	18.00	34.77	10.26	27.03-	
11000- 1000- 52315- 2000- 512001- 1412- 00000	Disability	336.00	336.00	261.25	82.50	7.75-	
11000- 1000- 52500- 0000- 512001- 1611- 00000	UnemploymntComp				.29	.29-	
11000- 1000- 52500- 1010- 512001- 1411- 00000	UnemploymntComp	388.00	388.00	303.37	1.63	83.00	
11000- 1000- 52500- 1010- 512001- 1711- 00000	UnemploymntComp	14.00	14.00	50.46	7.85	44.31-	
11000- 1000- 52500- 2000- 512001- 1412- 00000	UnemploymntComp	140.00	140.00	272.42	55.90	188.32-	
11000- 1000- 52710- 1010- 512001- 1411- 00000	WorkersCompPrem	4,006.00	4,006.00		3,704.00	302.00	
11000- 1000- 52710- 2000- 512001- 1412- 00000	WorkersCompPrem	2,407.00	2,407.00		2,407.00		
11000- 1000- 52720- 1010- 512001- 1411- 00000	WorkrsCompERFee	41.00	41.00	21.09	9.33	10.58	
11000- 1000- 52720- 1010- 512001- 1711- 00000	WorkrsCompERFee	2.00	2.00	2.43	.87	1.30-	
11000- 1000- 52720- 2000- 512001- 1412- 00000	WorkrsCompERFee	15.00	15.00	17.01	5.67	7.68-	
11000- 1000- 53330- 1010- 512001- 0000- 00000	ProfessDevelop			418.27	201.61	619.88-	
11000- 1000- 53414- 1010- 512001- 0000- 00000	OthProfTechSvcs			2.49		2.49-	
11000- 1000- 53711- 1010- 512001- 0000- 00000	Other Charges	1,650.00	1,650.00	1,357.37	30.63	262.00	
11000- 1000- 54320- 1010- 512001- 0000- 00000	Tech-R&M	2,037.00	2,037.00			2,037.00	
11000- 1000- 54610- 1010- 512001- 0000- 00000	RentLandBldngs	2,000.00	2,000.00	2,000.00			
11000- 1000- 55819- 1010- 512001- 0000- 00000	EmpTravTeachers	250.00	250.00			250.00	
11000- 1000- 55915- 1010- 512001- 0000- 00000	OthContractSvcs	22,250.00	22,250.00	5,000.00	3,000.00	14,250.00	

Selection Grouped by Account Type, Filtered by User Permissions, (Org = 120, Online/Offline = N, Period = 4, UnPosted JEs? = N, Assets and Liabilities? = N, Restricted Accts? = Y, Objct = 5, Obj Digits = 0, Page Break Lvl =)

Balances through 10/31/2022						Fiscal Year 2022/23
Funds- Func- Obj ct - Pr gm- Locat n- JbCl - Opt nl	Description	Adopted Budget	Revised Budget	Encumbered	Expenditure	Account Balance
Funds 11000 - Operational, Func 1000 - Instruction (continued)						
11000- 1000- 56105- 1010- 512001- 0000- 00000	InstMats-Opr	1,500.00	1,500.00			1,500.00
11000- 1000- 56105- 3000- 512001- 0000- 00000	InstMats-Opr	1,450.00	1,450.00			1,450.00
11000- 1000- 56106- 1010- 512001- 0000- 00000	OthClassMats-Op	25,849.00	25,849.00			25,849.00
11000- 1000- 56112- 1010- 512001- 0000- 00000	Other Textbooks			1,519.95	4,025.00	5,544.95-
11000- 1000- 56113- 1010- 512001- 0000- 00000	Software	12,000.00	12,000.00	12,000.00	4,864.85	4,864.85-
11000- 1000- 56118- 1010- 512001- 0000- 00000	GenSuppliesMats	16,000.00	16,144.00	1,269.67	258.28	14,616.05
11000- 1000- 56119- 1010- 512001- 0000- 00000	SupplAssets<\$5k	500.00	500.00		342.88	157.12
Total for Func 1000 and Expense accounts		842,392.00	842,536.00	522,777.56	167,398.27	152,360.17
Funds 11000 - Operational, Func 2100 - SuppSvcStudnts						
11000- 2100- 51100- 0000- 512001- 1217- 00000	SalariesExpense,SecClerTe	47,500.00	47,500.00	34,000.00	14,000.00	500.00-
11000- 2100- 51100- 0000- 512001- 1218- 00000	SalariesExpense,SchlStude	116,800.00	116,800.00	83,583.39	35,229.19	2,012.58-
11000- 2100- 51100- 4025- 512001- 1214- 00000	SalariesExpense,Couns-Soc	129,700.00	129,700.00	95,554.42	25,145.90	8,999.68
11000- 2100- 51100- 4025- 512001- 1218- 00000	SalariesExpense,SchlStude	65,000.00	65,000.00	46,041.78	16,250.04	2,708.18
11000- 2100- 52111- 0000- 512001- 1217- 00000	EducRetirement	8,147.00	8,147.00	5,831.00	2,401.00	85.00-
11000- 2100- 52111- 0000- 512001- 1218- 00000	EducRetirement	20,032.00	20,032.00	14,334.57	6,041.81	344.38-
11000- 2100- 52111- 4025- 512001- 1214- 00000	EducRetirement	22,244.00	22,244.00	16,387.50	4,312.50	1,544.00
11000- 2100- 52111- 4025- 512001- 1218- 00000	EducRetirement	11,149.00	11,149.00	7,896.16	2,786.88	465.96
11000- 2100- 52112- 0000- 512001- 1217- 00000	ERARetireeHlth	950.00	950.00	680.00	280.00	10.00-
11000- 2100- 52112- 0000- 512001- 1218- 00000	ERARetireeHlth	2,336.00	2,336.00	1,671.61	704.56	40.17-
11000- 2100- 52112- 4025- 512001- 1214- 00000	ERARetireeHlth	2,594.00	2,594.00	1,911.21	502.95	179.84
11000- 2100- 52112- 4025- 512001- 1218- 00000	ERARetireeHlth	1,300.00	1,300.00	920.89	325.02	54.09
11000- 2100- 52210- 0000- 512001- 1217- 00000	FICA Payments	2,945.00	2,945.00	1,992.57	821.55	130.88
11000- 2100- 52210- 0000- 512001- 1218- 00000	FICA Payments	7,242.00	7,242.00	4,742.66	2,005.37	493.97
11000- 2100- 52210- 4025- 512001- 1214- 00000	FICA Payments	8,042.00	8,042.00	5,563.39	1,464.95	1,013.66
11000- 2100- 52210- 4025- 512001- 1218- 00000	FICA Payments	4,030.00	4,030.00	2,754.85	983.86	291.29
11000- 2100- 52220- 0000- 512001- 1217- 00000	MedicarePaymnts	689.00	689.00	465.97	192.14	30.89
11000- 2100- 52220- 0000- 512001- 1218- 00000	MedicarePaymnts	1,695.00	1,695.00	1,109.08	468.96	116.96
11000- 2100- 52220- 4025- 512001- 1214- 00000	MedicarePaymnts	1,881.00	1,881.00	1,301.12	342.61	237.27
11000- 2100- 52220- 4025- 512001- 1218- 00000	MedicarePaymnts	943.00	943.00	644.30	230.09	68.61
11000- 2100- 52311- 0000- 512001- 1217- 00000	Hth&MedPremiums	5,845.00	5,845.00	4,139.67	1,663.25	42.08
11000- 2100- 52311- 0000- 512001- 1218- 00000	Hth&MedPremiums	22,427.00	22,427.00	15,874.26	6,451.88	100.86
11000- 2100- 52311- 4025- 512001- 1214- 00000	Hth&MedPremiums	21,840.00	21,840.00	12,924.18	3,203.29	5,712.53
11000- 2100- 52311- 4025- 512001- 1218- 00000	Hth&MedPremiums	5,032.00	5,032.00	3,549.26	905.33	577.41
11000- 2100- 52312- 0000- 512001- 1217- 00000	Life	57.00	57.00	22.44	9.24	25.32
11000- 2100- 52312- 0000- 512001- 1218- 00000	Life	114.00	114.00	44.88	18.88	50.24
11000- 2100- 52312- 4025- 512001- 1214- 00000	Life	114.00	114.00	50.16	17.16	46.68

Selection Grouped by Account Type, Filtered by User Permissions, (Org = 120, Online/Offline = N, Period = 4, UnPosted JE? = N, Assets and Liabilities? = N, Restricted Accts? = Y, Objct = 5, Obj Digits = 0, Page Break Lvl =)

Balances through 10/31/2022						Fiscal Year 2022/23	
Funds- Func- Obj ct - Pr gm- Locat n- JbCl - Opt nl	Description	Adopted Budget	Revised Budget	Encumbered	Expenditure	Account Balance	
Funds 11000 - Operational, Func 2100 - Supp Svcs Studnts (continued)							
11000-2100-52312-4025-512001-1218-00000	Life	57.00	57.00		2.64	54.36	
11000-2100-52313-0000-512001-1217-00000	Dental	241.00	241.00	170.17	70.07	.76	
11000-2100-52313-0000-512001-1218-00000	Dental	840.00	840.00	594.15	247.65	1.80-	
11000-2100-52313-4025-512001-1214-00000	Dental	818.00	818.00	552.14	135.31	130.55	
11000-2100-52313-4025-512001-1218-00000	Dental	242.00	242.00	170.17	54.34	17.49	
11000-2100-52314-0000-512001-1217-00000	Vision	53.00	53.00	37.23	15.33	.44	
11000-2100-52314-0000-512001-1218-00000	Vision	106.00	106.00	74.46	31.32	.22	
11000-2100-52314-4025-512001-1214-00000	Vision	208.00	208.00	111.34	27.11	69.55	
11000-2100-52314-4025-512001-1218-00000	Vision	53.00	53.00	37.23	11.89	3.88	
11000-2100-52315-0000-512001-1218-00000	Disability	155.00	155.00	109.23	44.97	.80	
11000-2100-52315-4025-512001-1214-00000	Disability	539.00	539.00	160.65	61.21	317.14	
11000-2100-52500-0000-512001-1217-00000	UnemploymntComp	95.00	95.00	85.80	15.40	6.20-	
11000-2100-52500-0000-512001-1218-00000	UnemploymntComp	190.00	190.00	169.85	24.48	4.33-	
11000-2100-52500-4025-512001-1214-00000	UnemploymntComp	190.00	190.00	220.41	38.70	69.11-	
11000-2100-52500-4025-512001-1218-00000	UnemploymntComp	96.00	96.00	94.73		1.27	
11000-2100-52710-0000-512001-1217-00000	WorkersCompPrem	648.00	648.00		648.00		
11000-2100-52710-0000-512001-1218-00000	WorkersCompPrem	1,593.00	1,593.00		1,593.00		
11000-2100-52710-4025-512001-1214-00000	WorkersCompPrem	1,769.00	1,769.00		1,769.00		
11000-2100-52710-4025-512001-1218-00000	WorkersCompPrem	887.00	887.00		887.00		
11000-2100-52720-0000-512001-1217-00000	WorkrsCompERFee	10.00	10.00	6.90	2.30	.80	
11000-2100-52720-0000-512001-1218-00000	WorkrsCompERFee	20.00	20.00	13.80	4.60	1.60	
11000-2100-52720-4025-512001-1214-00000	WorkrsCompERFee	20.00	20.00	13.80	4.60	1.60	
11000-2100-52720-4025-512001-1218-00000	WorkrsCompERFee	10.00	10.00	6.90	2.30	.80	
11000-2100-53211-2000-512001-0000-00000	DiagsContracted	22,000.00	22,000.00	34,372.97	3,627.03	16,000.00-	
11000-2100-53212-2000-512001-0000-00000	SpeechThrpsCont	9,000.00	9,000.00	9,273.58	431.25	704.83-	
11000-2100-53213-2000-512001-0000-00000	OccThrpstCont	4,000.00	4,000.00	5,295.17		1,295.17-	
11000-2100-53215-2000-512001-0000-00000	PsychologtsCont	20,000.00	20,000.00	5,700.00	300.00	14,000.00	
11000-2100-53330-0000-512001-0000-00000	ProfessDevelop				130.00	130.00-	
11000-2100-53414-0000-512001-0000-00000	OthProfTechSvcs			25,000.00		25,000.00-	
11000-2100-54320-0000-512001-0000-00000	Tech-R&M	20,118.00	20,118.00	17,399.55	2,718.45		
11000-2100-55915-0000-512001-0000-00000	OthContractSvcs	3,776.00	3,776.00	2,921.48	917.50	62.98-	
11000-2100-56113-0000-512001-0000-00000	Software	25,000.00	25,000.00	868.22	2,230.42	21,901.36	
11000-2100-56118-0000-512001-0000-00000	GenSuppliesMats	1,000.00	1,000.00	718.55	81.45	200.00	
11000-2100-56118-2000-512001-0000-00000	GenSuppliesMats	200.00	200.00	55.00		145.00	
Total for Func 2100 and Expense accounts		624,582.00	624,582.00	468,224.80	142,885.73	13,471.47	

Funds 11000 - Operational, Func 2200 - Suppt Svcs Inst

Selection Grouped by Account Type, Filtered by User Permissions, (Org = 120, Online/Offline = N, Period = 4, UnPosted JEs? = N, Assets and Liabilities? = N, Restricted Accts? = Y, Objct = 5, Obj Digits = 0, Page Break Lvl =)

Balances through 10/31/2022						Fiscal Year 2022/23
Funds- Func- Obj ct - Pr gm- Locat n- Jb Cl - Opt nl	Description	Adopted Budget	Revised Budget	Encumbered	Expenditure	Account Balance
Funds 11000 - Operational, Func 2200 - Suppt Svcs Inst						
11000- 2200- 53330- 0000- 512001- 0000- 00000	ProfessDevelop	1,000.00	1,000.00			1,000.00
11000- 2200- 55915- 0000- 512001- 0000- 00000	OthContractSvcs	10,000.00	10,000.00	8,741.00	2,586.00	1,327.00-
11000- 2200- 56113- 0000- 512001- 0000- 00000	Software	4,000.00	4,000.00	4,000.00		
11000- 2200- 56118- 0000- 512001- 0000- 00000	GenSuppliesMats	1,852.00	1,852.00	1,732.47	311.50	191.97-
Total for Func 2200 and Expense accounts		16,852.00	16,852.00	14,473.47	2,897.50	518.97-
Funds 11000 - Operational, Func 2300 - SupptSvcs-Admin						
11000- 2300- 51100- 0000- 512001- 1111- 00000	SalariesExpense,Superinte	105,824.00	105,824.00	74,958.78	30,865.38	.16-
11000- 2300- 52111- 0000- 512001- 1111- 00000	EducRetirement	18,149.00	18,149.00	12,855.40	5,293.40	.20
11000- 2300- 52112- 0000- 512001- 1111- 00000	ERARetireeHlth	2,117.00	2,117.00	1,499.06	617.26	.68
11000- 2300- 52210- 0000- 512001- 1111- 00000	FICA Payments	6,562.00	6,562.00	4,540.36	1,870.61	151.03
11000- 2300- 52220- 0000- 512001- 1111- 00000	MedicarePaymnts	1,535.00	1,535.00	1,061.82	437.46	35.72
11000- 2300- 52311- 0000- 512001- 1111- 00000	Hth&MedPremiums	5,377.00	5,377.00	3,911.36	1,571.52	105.88-
11000- 2300- 52312- 0000- 512001- 1111- 00000	Life	52.00	52.00	21.25	8.75	22.00
11000- 2300- 52313- 0000- 512001- 1111- 00000	Dental	111.00	111.00	80.41	33.11	2.52-
11000- 2300- 52314- 0000- 512001- 1111- 00000	Vision	49.00	49.00	35.19	14.49	.68-
11000- 2300- 52500- 0000- 512001- 1111- 00000	UnemploymntComp	88.00	88.00	89.48		1.48-
11000- 2300- 52710- 0000- 512001- 1111- 00000	WorkersCompPrem	1,443.00	1,443.00		1,443.00	
11000- 2300- 52720- 0000- 512001- 1111- 00000	WorkrsCompERFee	9.00	9.00	6.51	2.17	.32
11000- 2300- 53330- 0000- 512001- 0000- 00000	ProfessDevelop			350.00		350.00-
11000- 2300- 53411- 0000- 512001- 0000- 00000	Auditing	15,858.00	15,858.00	4,556.82	11,300.82	.36
11000- 2300- 53413- 0000- 512001- 0000- 00000	Legal	25,000.00	25,000.00	16,918.75	8,081.25	
11000- 2300- 53711- 0000- 512001- 0000- 00000	Other Charges	200.00	200.00			200.00
11000- 2300- 55400- 0000- 512001- 0000- 00000	Advertising	10,000.00	10,000.00	4,721.66	24.08	5,254.26
11000- 2300- 55812- 0000- 512001- 0000- 00000	Board Training	1,000.00	1,000.00			1,000.00
11000- 2300- 55915- 0000- 512001- 0000- 00000	OthContractSvcs	8,650.00	8,650.00	8,002.50	1,615.25	967.75-
Total for Func 2300 and Expense accounts		202,024.00	202,024.00	133,609.35	63,178.55	5,236.10
Funds 11000 - Operational, Func 2400 - SupSvcsSchAdmin						
11000- 2400- 51100- 0000- 512001- 1217- 00000	SalariesExpense,SecClerTe	38,000.00	38,000.00	27,625.00	11,375.00	1,000.00-
11000- 2400- 51300- 0000- 512001- 1217- 00000	AddtnlCompenstn,SecClerTe	5,125.00	5,125.00	1,770.89	729.19	2,624.92
11000- 2400- 52111- 0000- 512001- 1217- 00000	EducRetirement	7,398.00	7,398.00	5,041.52	2,075.92	280.56
11000- 2400- 52112- 0000- 512001- 1217- 00000	ERARetireeHlth	863.00	863.00	587.86	242.06	33.08
11000- 2400- 52210- 0000- 512001- 1217- 00000	FICA Payments	2,676.00	2,676.00	1,806.76	743.96	125.28
11000- 2400- 52220- 0000- 512001- 1217- 00000	MedicarePaymnts	627.00	627.00	422.62	174.02	30.36
11000- 2400- 52312- 0000- 512001- 1217- 00000	Life	57.00	57.00	22.44	9.24	25.32
11000- 2400- 52313- 0000- 512001- 1217- 00000	Dental	719.00	719.00	508.98	209.58	.44
11000- 2400- 52314- 0000- 512001- 1217- 00000	Vision	119.00	119.00	84.15	34.65	.20

Selection Grouped by Account Type, Filtered by User Permissions, (Org = 120, Online/Offline = N, Period = 4, UnPosted JEs? = N, Assets and Liabilities? = N, Restricted Accts? = Y, Objct = 5, Obj Digits = 0, Page Break Lvl =)



Balances through 10/31/2022					Fiscal Year 2022/23	
Funds- Func- Obj ct - Pr gm- Locat n- JbCl - Opt nl	Description	Adopted Budget	Revised Budget	Encumbered	Expenditure	Account Balance
Funds 11000 - Operational, Func 2400 - SupSvcsSchAdmin (continued)						
11000-2400-52500-0000-512001-1217-00000	UnemploymntComp	95.00	95.00	74.10	14.15	6.75
11000-2400-52710-0000-512001-1217-00000	WorkersCompPrem	518.00	518.00		518.00	
11000-2400-52720-0000-512001-1217-00000	WorkrsCompERFee	10.00	10.00	6.90	2.30	.80
11000-2400-53330-0000-512001-0000-00000	ProfessDevelop			470.00		470.00-
11000-2400-53414-1010-512001-0000-00000	OthProfTechSvcs			58.35		58.35-
11000-2400-53711-0000-512001-0000-00000	Other Charges	100.00	100.00	100.00		
11000-2400-54311-0000-512001-0000-00000	MntRepFrnFixEqp				749.48	749.48-
11000-2400-55813-0000-512001-0000-00000	EmpTravNonTeach	1,000.00	1,000.00			1,000.00
11000-2400-55915-0000-512001-0000-00000	OthContractSvcs	800.00	800.00	600.00		200.00
11000-2400-56113-1010-512001-0000-00000	Software			2.59		2.59-
11000-2400-56118-0000-512001-0000-00000	GenSuppliesMats	6,512.00	6,512.00	4,229.70	129.00	2,153.30
Total for Func 2400 and Expense accounts		64,619.00	64,619.00	43,411.86	17,006.55	4,200.59
Funds 11000 - Operational, Func 2500 - Central Svcs						
11000-2500-53330-0000-512001-0000-00000	ProfessDevelop	3,000.00	2,500.00			2,500.00
11000-2500-53711-0000-512001-0000-00000	Other Charges	298.00	298.00	298.00	44.00	44.00-
11000-2500-53711-1010-512001-0000-00000	Other Charges				44.00	44.00-
11000-2500-54320-0000-512001-0000-00000	Tech-R&M	164,547.00	164,547.00	124,940.66	42,189.90	2,583.56-
11000-2500-54620-0000-512001-0000-00000	RentlEquipVehcl	19,659.00	19,659.00	13,295.38	6,357.42	6.20
11000-2500-55400-0000-512001-0000-00000	Advertising	7,000.00	7,000.00	7,041.86	489.58	531.44-
11000-2500-55915-0000-512001-0000-00000	OthContractSvcs	600.00	600.00	400.00	200.00	
11000-2500-56113-0000-512001-0000-00000	Software	17,500.00	17,500.00		18,102.00	602.00-
11000-2500-56118-0000-512001-0000-00000	GenSuppliesMats	5,100.00	5,100.00	3,100.00		2,000.00
Total for Func 2500 and Expense accounts		217,704.00	217,204.00	149,075.90	67,426.90	701.20
Funds 11000 - Operational, Func 2600 - Op&MaintofPlant						
11000-2600-54312-0000-512001-0000-00000	MntRepBlgsGrnds	12,000.00	12,000.00	11,014.07	985.93	
11000-2600-54411-0000-512001-0000-00000	Electricity	26,000.00	26,000.00	21,910.94	4,089.06	
11000-2600-54412-0000-512001-0000-00000	NatGasBuildings	2,300.00	2,300.00	2,300.00		
11000-2600-54415-0000-512001-0000-00000	Water/Sewage	8,500.00	8,500.00	6,195.20	2,304.80	
11000-2600-54416-0000-512001-0000-00000	CommunicatnSvcs	17,500.00	17,500.00	10,249.95	7,355.86	105.81-
11000-2600-54610-0000-512001-0000-00000	RentlLandBldngs	322,106.00	322,106.00	220,508.87	101,597.13	
11000-2600-55200-0000-512001-0000-00000	PropertyLiablns	17,293.00	17,293.00		17,277.00	16.00
11000-2600-55915-0000-512001-0000-00000	OthContractSvcs	68,887.00	68,887.00	58,881.66	16,125.34	6,120.00-
11000-2600-56118-0000-512001-0000-00000	GenSuppliesMats	5,000.00	5,000.00	836.82	163.18	4,000.00
11000-2600-56119-0000-512001-0000-00000	SupplAssets<\$5k	1,500.00	1,500.00	2,423.22	1,929.79	2,853.01-
11000-2600-57332-0000-512001-0000-00000	SupplAssets<\$5k			2,890.20		2,890.20-

Selection Grouped by Account Type, Filtered by User Permissions, (Org = 120, Online/Offline = N, Period = 4, UnPosted JEs? = N, Assets and Liabilities? = N, Restricted Accts? = Y, Objc Digits = 0, Page Break Lvl =)

Balances through 10/31/2022						Fiscal Year 2022/23
Funds- Func- Obj ct - Pr gm- Locat n- JbCl - Opt nl	Description	Adopted Budget	Revised Budget	Encumbered	Expenditure	Account Balance
Total for Func 2600 and Expense accounts		481,086.00	481,086.00	337,210.93	151,828.09	7,953.02-
Funds 11000 - Operational, Func 2900 - Oth Suppt Svcs						
11000- 2900- 58215- 0000- 512001- 0000- 00000	RestrictExpend	1,237,998.00	657,998.00			657,998.00
Total for Func 2900 and Expense accounts		1,237,998.00	657,998.00	.00	.00	657,998.00
Funds 11000 - Operational, Func 3100 - FoodSvcsOpertns						
11000- 3100- 56116- 0000- 512001- 0000- 00000	Food		500.00	527.46	22.54	50.00-
11000- 3100- 56118- 0000- 512001- 0000- 00000	GenSuppliesMats	250.00	250.00			250.00
Total for Func 3100 and Expense accounts		250.00	750.00	527.46	22.54	200.00
Funds 11000 - Operational, Func 4000 - Capital Outlay						
11000- 4000- 54640- 0000- 512001- 0000- 00000	RentalLease2Pur		580,000.00		580,000.00	
Total for Func 4000 and Expense accounts		.00	580,000.00	.00	580,000.00	.00
Total for Funds 11000		3,687,507.00	3,687,651.00	1,669,311.33	1,192,644.13	825,695.54
Funds 21000 - Food Svcs, Func 3100 - FoodSvcsOpertns						
21000- 3100- 56116- 0000- 512001- 0000- 00000	Food	45,890.00	45,890.00	45,890.00		
Total for Funds 21000, Func 3100 and Expense accounts		45,890.00	45,890.00	45,890.00	.00	.00
Funds 23000 - Non-InstrctSupp, Func 1000 - Instruction						
23000- 1000- 56118- 0000- 512001- 0000- 00000	GenSuppliesMats	3,927.00	3,927.00			3,927.00
23000- 1000- 56118- 1010- 512001- 0000- 00000	GenSuppliesMats			43.50	687.15	730.65-
Total for Funds 23000, Func 1000 and Expense accounts		3,927.00	3,927.00	43.50	687.15	3,196.35
Funds 24101 - Title I - IASA, Func 1000 - Instruction						
24101- 1000- 51100- 1010- 512001- 1711- 00000	SalariesExpense,InstAsst1	58,751.00	58,751.00	50,807.33	13,053.60	5,109.93-
24101- 1000- 51300- 1010- 512001- 1711- 00000	AddtnlCompenstrn,InstAsst1	5,000.00	5,000.00	3,958.46	1,041.70	.16-
24101- 1000- 52111- 1010- 512001- 1711- 00000	EducRetirement	10,942.00	10,942.00	9,392.27	2,417.34	867.61-
24101- 1000- 52112- 1010- 512001- 1711- 00000	ERARetireeHlth	1,276.00	1,276.00	1,095.35	281.90	101.25-
24101- 1000- 52210- 1010- 512001- 1711- 00000	FICA Payments	3,954.00	3,954.00	3,326.90	856.96	229.86-
24101- 1000- 52220- 1010- 512001- 1711- 00000	MedicarePaymnts	927.00	927.00	777.86	200.39	51.25-
24101- 1000- 52311- 1010- 512001- 1711- 00000	Hth&MedPremiums	8,297.00	8,297.00	2,432.38	600.98	5,263.64
24101- 1000- 52312- 1010- 512001- 1711- 00000	Life	111.00	111.00	43.32	13.76	53.92
24101- 1000- 52313- 1010- 512001- 1711- 00000	Dental	394.00	394.00	123.69	30.44	239.87
24101- 1000- 52314- 1010- 512001- 1711- 00000	Vision	76.00	76.00	26.98	6.65	42.37
24101- 1000- 52315- 1010- 512001- 1711- 00000	Disability	116.00	116.00	70.30	17.39	28.31
24101- 1000- 52500- 1010- 512001- 1711- 00000	UnemploymntComp	185.00	185.00	142.80	28.22	13.98
24101- 1000- 52710- 1010- 512001- 1711- 00000	WorkersCompPrem	802.00	802.00		802.00	
24101- 1000- 52720- 1010- 512001- 1711- 00000	WorkrsCompERFee	20.00	20.00	11.88	3.90	4.22
24101- 1000- 56118- 1010- 512001- 0000- 00000	GenSuppliesMats	1,829.00	1,823.00	26.00		1,797.00

Selection Grouped by Account Type, Filtered by User Permissions, (Org = 120, Online/Offline = N, Period = 4, UnPosted JEs? = N, Assets and Liabilities? = N, Restricted Accts? = Y, Objct = 5, Obj Digits = 0, Page Break Lvl =)

Balances through 10/31/2022						Fiscal Year 2022/23
Funds- Func- Obj ct - Pr gm- Locat n- JbCl - Opt nl	Description	Adopted Budget	Revised Budget	Encumbered	Expenditure	Account Balance
Total for Func 1000 and Expense accounts		92,680.00	92,674.00	72,235.52	19,355.23	1,083.25
Funds 24101 - Title I - IASA, Func 2400 - SupSvcsSchAdmin						
24101- 2400- 51300- 0000- 512001- 1217- 00000	AddnlCompenstn,SecClerTe	2,500.00	2,500.00	1,770.89	729.19	.08-
24101- 2400- 52111- 0000- 512001- 1217- 00000	EducRetirement	429.00	429.00	303.62	125.02	.36
24101- 2400- 52112- 0000- 512001- 1217- 00000	ERARetireeHlth	50.00	50.00	35.53	14.63	.16-
24101- 2400- 52210- 0000- 512001- 1217- 00000	FICA Payments	155.00	155.00	109.82	45.22	.04-
24101- 2400- 52220- 0000- 512001- 1217- 00000	MedicarePaymnts	37.00	37.00	25.67	10.57	.76
24101- 2400- 52500- 0000- 512001- 1217- 00000	UnemploymntComp		6.00	4.55	.87	.58
Total for Func 2400 and Expense accounts		3,171.00	3,177.00	2,250.08	925.50	1.42
Total for Funds 24101		95,851.00	95,851.00	74,485.60	20,280.73	1,084.67
Funds 24106 - IDEABentitlemnt, Func 1000 - Instruction						
24106- 1000- 51100- 2000- 512001- 1412- 00000	SalariesExpense,Teachers	34,176.00	34,176.00	27,056.00	7,120.00	
24106- 1000- 52111- 2000- 512001- 1412- 00000	EducRetirement	5,891.00	5,891.00	4,639.99	1,221.05	29.96
24106- 1000- 52112- 2000- 512001- 1412- 00000	ERARetireeHlth	684.00	684.00	541.12	142.40	.48
24106- 1000- 52210- 2000- 512001- 1412- 00000	FICA Payments	2,119.00	2,119.00	1,575.86	423.11	120.03
24106- 1000- 52220- 2000- 512001- 1412- 00000	MedicarePaymnts	496.00	496.00	368.41	98.94	28.65
24106- 1000- 52311- 2000- 512001- 1412- 00000	Hth&MedPremiums	2,276.00	2,276.00	3,597.27	646.37	1,967.64-
24106- 1000- 52312- 2000- 512001- 1412- 00000	Life	31.00	31.00	13.30	3.50	14.20
24106- 1000- 52313- 2000- 512001- 1412- 00000	Dental	129.00	129.00	193.23	36.39	100.62-
24106- 1000- 52314- 2000- 512001- 1412- 00000	Vision	29.00	29.00	37.24	7.43	15.67-
24106- 1000- 52500- 2000- 512001- 1412- 00000	UnemploymntComp	51.00	51.00	50.58		.42
24106- 1000- 52710- 2000- 512001- 1412- 00000	WorkersCompPrem	466.00	466.00		466.00	
24106- 1000- 52720- 2000- 512001- 1412- 00000	WorkrsCompERFee	6.00	6.00	3.69	1.23	1.08
Total for Funds 24106, Func 1000 and Expense accounts		46,354.00	46,354.00	38,076.69	10,166.42	1,889.11-
Funds 24154 - TchPrinTrainRec, Func 1000 - Instruction						
24154- 1000- 51300- 1010- 512001- 1411- 00000	AddnlCompenstn,Teachers	4,000.00	4,000.00			4,000.00
24154- 1000- 52210- 1010- 512001- 1411- 00000	FICA Payments	248.00	248.00			248.00
24154- 1000- 52220- 1010- 512001- 1411- 00000	MedicarePaymnts	58.00	58.00			58.00
24154- 1000- 53330- 1010- 512001- 0000- 00000	ProfessDevelop	3,113.00	3,113.00			3,113.00
Total for Funds 24154, Func 1000 and Expense accounts		7,419.00	7,419.00	.00	.00	7,419.00
Funds 24174 - CP-Second-Curr, Func 1000 - Instruction						
24174- 1000- 51100- 1010- 512001- 1411- 00000	SalariesExpense,Teachers	5,347.00	5,347.00	4,233.20	1,114.00	.20-
24174- 1000- 52111- 1010- 512001- 1411- 00000	EducRetirement	911.00	911.00	725.99	191.05	6.04-
24174- 1000- 52112- 1010- 512001- 1411- 00000	ERARetireeHlth	107.00	107.00	84.74	22.30	.04-
24174- 1000- 52210- 1010- 512001- 1411- 00000	FICA Payments	332.00	332.00	251.94	66.63	13.43
24174- 1000- 52220- 1010- 512001- 1411- 00000	MedicarePaymnts	78.00	78.00	58.90	15.59	3.51

Selection Grouped by Account Type, Filtered by User Permissions, (Org = 120, Online/Offline = N, Period = 4, UnPosted JEs? = N, Assets and Liabilities? = N, Restricted Accts? = Y, Objct = 5, Obj Digits = 0, Page Break Lvl =)

Balances through 10/31/2022						Fiscal Year 2022/23
Funds- Func- Obj ct - Pr gm- Locat n- JbCl - Opt nl	Description	Adopted Budget	Revised Budget	Encumbered	Expenditure	Account Balance
Funds 24174 - CP-Second-Curr, Func 1000 - Instruction (continued)						
24174- 1000- 52311- 1010- 512001- 1411- 00000	Hth&MedPremiums	636.00	636.00	384.75	88.65	162.60
24174- 1000- 52312- 1010- 512001- 1411- 00000	Life	8.00	8.00	2.28	.53	5.19
24174- 1000- 52313- 1010- 512001- 1411- 00000	Dental	16.00	16.00	9.31	2.15	4.54
24174- 1000- 52314- 1010- 512001- 1411- 00000	Vision	7.00	7.00	3.99	.92	2.09
24174- 1000- 52500- 1010- 512001- 1411- 00000	UnemploymntComp	12.00	12.00	8.71		3.29
24174- 1000- 52710- 1010- 512001- 1411- 00000	WorkersCompPrem	73.00	73.00		73.00	
24174- 1000- 52720- 1010- 512001- 1411- 00000	WorkrsCompERFee	2.00	2.00	.66	.08	1.26
Total for Funds 24174, Func 1000 and Expense accounts		7,529.00	7,529.00	5,764.47	1,574.90	189.63
Funds 24189 - SSAE Title IV, Func 2100 - SuppSvcsStudnts						
24189- 2100- 51100- 0000- 512001- 1214- 00000	SalariesExpense,Couns-Soc	7,420.00	7,420.00	5,484.92	1,499.46	435.62
24189- 2100- 52111- 0000- 512001- 1214- 00000	EducRetirement	996.00	996.00	940.69	257.16	201.85-
24189- 2100- 52112- 0000- 512001- 1214- 00000	ERARetireeHlth	149.00	149.00	109.82	30.00	9.18
24189- 2100- 52210- 0000- 512001- 1214- 00000	FICA Payments	461.00	461.00	326.42	89.10	45.48
24189- 2100- 52220- 0000- 512001- 1214- 00000	MedicarePaymnts	108.00	108.00	76.38	20.84	10.78
24189- 2100- 52311- 0000- 512001- 1214- 00000	Hth&MedPremiums	718.00	718.00	498.94	140.78	78.28
24189- 2100- 52312- 0000- 512001- 1214- 00000	Life	8.00	8.00	3.23	.91	3.86
24189- 2100- 52313- 0000- 512001- 1214- 00000	Dental	16.00	16.00	11.97	3.41	.62
24189- 2100- 52314- 0000- 512001- 1214- 00000	Vision	7.00	7.00	5.32	1.49	.19
24189- 2100- 52500- 0000- 512001- 1214- 00000	UnemploymntComp	13.00	13.00	11.19		1.81
24189- 2100- 52710- 0000- 512001- 1214- 00000	WorkersCompPrem	102.00	102.00		102.00	
24189- 2100- 52720- 0000- 512001- 1214- 00000	WorkrsCompERFee	2.00	2.00	.87	.35	.78
Total for Funds 24189, Func 2100 and Expense accounts		10,000.00	10,000.00	7,469.75	2,145.50	384.75
Funds 24308 - CRRSA, ESSER II, Func 1000 - Instruction						
24308- 1000- 51100- 1010- 512001- 1411- 00000	SalariesExpense,Teachers	134,090.00	134,090.00	135,576.21	29,483.95	30,970.16-
24308- 1000- 51100- 1010- 512001- 1711- 00000	SalariesExpense,InstAsst1	3,590.00	3,590.00			3,590.00
24308- 1000- 52111- 1010- 512001- 1411- 00000	EducRetirement	23,158.00	23,158.00	23,251.44	5,056.52	5,149.96-
24308- 1000- 52111- 1010- 512001- 1711- 00000	EducRetirement	340.00	340.00			340.00
24308- 1000- 52112- 1010- 512001- 1411- 00000	ERARetireeHlth	2,682.00	2,682.00	2,711.30	589.62	618.92-
24308- 1000- 52112- 1010- 512001- 1711- 00000	ERARetireeHlth	72.00	72.00			72.00
24308- 1000- 52210- 1010- 512001- 1411- 00000	FICA Payments	8,315.00	8,315.00	7,945.42	1,750.80	1,381.22-
24308- 1000- 52210- 1010- 512001- 1711- 00000	FICA Payments	223.00	223.00			223.00
24308- 1000- 52220- 1010- 512001- 1411- 00000	MedicarePaymnts	1,946.00	1,946.00	1,858.20	409.46	321.66-
24308- 1000- 52220- 1010- 512001- 1711- 00000	MedicarePaymnts	53.00	53.00			53.00
24308- 1000- 52311- 1010- 512001- 1411- 00000	Hth&MedPremiums	11,470.00	11,470.00	16,448.11	2,752.07	7,730.18-
24308- 1000- 52311- 1010- 512001- 1711- 00000	Hth&MedPremiums	2,858.00	2,858.00			2,858.00

Selection Grouped by Account Type, Filtered by User Permissions, (Org = 120, Online/Offline = N, Period = 4, UnPosted JEs? = N, Assets and Liabilities? = N, Restricted Accts? = Y, Objct = 5, Obj Digits = 0, Page Break Lvl =)

Balances through 10/31/2022						Fiscal Year 2022/23
Funds- Func- Obj ct - Pr gm- Locat n- JbCl - Opt nl	Description	Adopted Budget	Revised Budget	Encumbered	Expenditure	Account Balance
Funds 24308 - CRRSA, ESSER II, Func 1000 - Instruction (continued)						
24308- 1000- 52312- 1010- 512001- 1411- 00000	Life	127.00	127.00	69.92	15.40	41.68
24308- 1000- 52312- 1010- 512001- 1711- 00000	Life	12.00	12.00			12.00
24308- 1000- 52313- 1010- 512001- 1411- 00000	Dental	535.00	535.00	746.51	128.17	339.68-
24308- 1000- 52313- 1010- 512001- 1711- 00000	Dental	72.00	72.00			72.00
24308- 1000- 52314- 1010- 512001- 1411- 00000	Vision	118.00	118.00	132.05	26.39	40.44-
24308- 1000- 52314- 1010- 512001- 1711- 00000	Vision	24.00	24.00			24.00
24308- 1000- 52315- 1010- 512001- 1411- 00000	Disability	227.00	227.00	268.10	51.84	92.94-
24308- 1000- 52315- 1010- 512001- 1711- 00000	Disability	68.00	68.00			68.00
24308- 1000- 52500- 1010- 512001- 1411- 00000	UnemploymntComp	211.00	211.00	263.61		52.61-
24308- 1000- 52500- 1010- 512001- 1711- 00000	UnemploymntComp	19.00	19.00			19.00
24308- 1000- 52710- 1010- 512001- 1411- 00000	WorkersCompPrem	1,829.00	1,829.00		1,829.00	
24308- 1000- 52710- 1010- 512001- 1711- 00000	WorkersCompPrem	49.00	49.00		49.00	
24308- 1000- 52720- 1010- 512001- 1411- 00000	WorkrsCompERFee	23.00	23.00	19.26	5.11	1.37-
24308- 1000- 52720- 1010- 512001- 1711- 00000	WorkrsCompERFee	2.00	2.00			2.00
Total for Func 1000 and Expense accounts		192,113.00	192,113.00	189,290.13	42,147.33	39,324.46-
Funds 24308 - CRRSA, ESSER II, Func 2500 - Central Svcs						
24308- 2500- 51100- 0000- 512001- 1217- 00000	SalariesExpense,SecClerTe	20,500.00	20,500.00			20,500.00
24308- 2500- 52111- 0000- 512001- 1217- 00000	EducRetirement	3,516.00	3,516.00			3,516.00
24308- 2500- 52112- 0000- 512001- 1217- 00000	ERARetireeHlth	410.00	410.00			410.00
24308- 2500- 52210- 0000- 512001- 1217- 00000	FICA Payments	1,271.00	1,271.00			1,271.00
24308- 2500- 52220- 0000- 512001- 1217- 00000	MedicarePaymnts	298.00	298.00			298.00
24308- 2500- 52311- 0000- 512001- 1217- 00000	Hth&MedPremiums	9,002.00	9,002.00			9,002.00
24308- 2500- 52312- 0000- 512001- 1217- 00000	Life	57.00	57.00			57.00
24308- 2500- 52313- 0000- 512001- 1217- 00000	Dental	360.00	360.00			360.00
24308- 2500- 52314- 0000- 512001- 1217- 00000	Vision	119.00	119.00			119.00
24308- 2500- 52315- 0000- 512001- 1217- 00000	Disability	336.00	336.00			336.00
24308- 2500- 52500- 0000- 512001- 1217- 00000	UnemploymntComp	95.00	95.00			95.00
24308- 2500- 52710- 0000- 512001- 1217- 00000	WorkersCompPrem	280.00	280.00		280.00	
24308- 2500- 52720- 0000- 512001- 1217- 00000	WorkrsCompERFee	10.00	10.00			10.00
Total for Func 2500 and Expense accounts		36,254.00	36,254.00	.00	280.00	35,974.00
Total for Funds 24308		228,367.00	228,367.00	189,290.13	42,427.33	3,350.46-
Funds 24330 - ESSER III, Func 1000 - Instruction						
24330- 1000- 51100- 1010- 512001- 1411- 00000	SalariesExpense,Teachers			22,195.23	1,168.17	23,363.40-
24330- 1000- 51100- 1010- 512001- 1711- 00000	SalariesExpense,InstAsst1	50,560.00	50,560.00	27,708.46	6,666.64	16,184.90
24330- 1000- 52111- 1010- 512001- 1411- 00000	EducRetirement				200.34	200.34-

Selection Grouped by Account Type, Filtered by User Permissions, (Org = 120, Online/Offline = N, Period = 4, UnPosted JEs? = N, Assets and Liabilities? = N, Restricted Accts? = Y, Objc Digits = 0, Page Break Lvl =)

Balances through 10/31/2022						Fiscal Year 2022/23
Funds- Func- Obj ct - Pr gm- Locat n- JbCl - Opt nl	Description	Adopted Budget	Revised Budget	Encumbered	Expenditure	Account Balance
Funds 24330 - ESSER III, Func 1000 - Instruction (continued)						
24330- 1000- 52111- 1010- 512001- 1711- 00000	EducRetirement	8,948.00	8,948.00	4,752.09	1,156.26	3,039.65
24330- 1000- 52112- 1010- 512001- 1411- 00000	ERARetireeHlth				23.36	23.36-
24330- 1000- 52112- 1010- 512001- 1711- 00000	ERARetireeHlth	1,012.00	1,012.00	554.23	134.85	322.92
24330- 1000- 52210- 1010- 512001- 1411- 00000	FICA Payments				64.25	64.25-
24330- 1000- 52210- 1010- 512001- 1711- 00000	FICA Payments	3,136.00	3,136.00	1,627.54	389.77	1,118.69
24330- 1000- 52220- 1010- 512001- 1411- 00000	MedicarePaymnts				15.03	15.03-
24330- 1000- 52220- 1010- 512001- 1711- 00000	MedicarePaymnts	734.00	734.00	380.57	91.15	262.28
24330- 1000- 52311- 1010- 512001- 1411- 00000	Hth&MedPremiums				293.20	293.20-
24330- 1000- 52311- 1010- 512001- 1711- 00000	Hth&MedPremiums	17,221.00	17,221.00	3,208.34	1,012.69	12,999.97
24330- 1000- 52312- 1010- 512001- 1411- 00000	Life				.57	.57-
24330- 1000- 52312- 1010- 512001- 1711- 00000	Life	103.00	103.00	25.08	7.92	70.00
24330- 1000- 52313- 1010- 512001- 1411- 00000	Dental				12.87	12.87-
24330- 1000- 52313- 1010- 512001- 1711- 00000	Dental	648.00	648.00	190.19	50.05	407.76
24330- 1000- 52314- 1010- 512001- 1411- 00000	Vision				1.58	1.58-
24330- 1000- 52314- 1010- 512001- 1711- 00000	Vision	215.00	215.00			215.00
24330- 1000- 52315- 1010- 512001- 1411- 00000	Disability				3.53	3.53-
24330- 1000- 52315- 1010- 512001- 1711- 00000	Disability	605.00	605.00			605.00
24330- 1000- 52500- 1010- 512001- 1711- 00000	UnemploymntComp	171.00	171.00	91.39	22.24	57.37
24330- 1000- 52710- 1010- 512001- 1711- 00000	WorkersCompPrem	690.00	690.00		690.00	
24330- 1000- 52720- 1010- 512001- 1711- 00000	WorkrsCompERFee	18.00	18.00	6.90	2.30	8.80
24330- 1000- 56119- 1010- 512001- 0000- 00000	SupplAssets<\$5k	36,402.00	36,402.00			36,402.00
Total for Func 1000 and Expense accounts		120,463.00	120,463.00	60,740.02	12,006.77	47,716.21
Funds 24330 - ESSER III, Func 2100 - SuppSvcsStudnts						
24330- 2100- 51100- 0000- 512001- 1214- 00000	SalariesExpense,Couns-Soc	37,100.00	37,100.00	31,080.95	7,984.30	1,965.25-
24330- 2100- 51100- 0000- 512001- 1218- 00000	SalariesExpense,SchlStude				1,895.84	1,895.84-
24330- 2100- 52111- 0000- 512001- 1214- 00000	EducRetirement	6,643.00	6,643.00	5,330.45	1,369.31	56.76-
24330- 2100- 52111- 0000- 512001- 1218- 00000	EducRetirement				325.14	325.14-
24330- 2100- 52112- 0000- 512001- 1214- 00000	ERARetireeHlth	742.00	742.00	621.68	159.69	39.37-
24330- 2100- 52112- 0000- 512001- 1218- 00000	ERARetireeHlth				37.92	37.92-
24330- 2100- 52210- 0000- 512001- 1214- 00000	FICA Payments	2,301.00	2,301.00	1,849.28	474.43	22.71-
24330- 2100- 52210- 0000- 512001- 1218- 00000	FICA Payments				113.55	113.55-
24330- 2100- 52220- 0000- 512001- 1214- 00000	MedicarePaymnts	538.00	538.00	432.44	110.94	5.38-
24330- 2100- 52220- 0000- 512001- 1218- 00000	MedicarePaymnts				26.56	26.56-
24330- 2100- 52311- 0000- 512001- 1214- 00000	Hth&MedPremiums	3,310.00	3,310.00	2,826.44	748.86	265.30-
24330- 2100- 52311- 0000- 512001- 1218- 00000	Hth&MedPremiums				141.62	141.62-
24330- 2100- 52312- 0000- 512001- 1214- 00000	Life	38.00	38.00	17.86	4.77	15.37

Selection Grouped by Account Type, Filtered by User Permissions, (Org = 120, Online/Offline = N, Period = 4, UnPosted JEs? = N, Assets and Liabilities? = N, Restricted Accts? = Y, Objct = 5, Obj Digits = 0, Page Break Lvl =)



Balances through 10/31/2022						Fiscal Year 2022/23
Funds- Func- Obj ct - Pr gm- Locat n- Jb Cl - Opt nl	Description	Adopted Budget	Revised Budget	Encumbered	Expenditure	Account Balance
Funds 24330 - ESSER III, Func 2100 - SuppSvcsStudnts (continued)						
24330-2100-52312-0000-512001-1218-00000	Life				.92	.92-
24330-2100-52313-0000-512001-1214-00000	Dental	80.00	80.00	67.83	18.08	5.91-
24330-2100-52313-0000-512001-1218-00000	Dental				7.01	7.01-
24330-2100-52314-0000-512001-1214-00000	Vision	35.00	35.00	29.64	7.91	2.55-
24330-2100-52314-0000-512001-1218-00000	Vision				1.53	1.53-
24330-2100-52500-0000-512001-1214-00000	UnemploymntComp	63.00	63.00	63.58		.58-
24330-2100-52710-0000-512001-1214-00000	WorkersCompPrem	506.00	506.00		506.00	
24330-2100-52720-0000-512001-1214-00000	WorkrsCompERFee	7.00	7.00	4.92	1.82	.26
Total for Func 2100 and Expense accounts		51,363.00	51,363.00	42,325.07	13,936.20	4,898.27-
Funds 24330 - ESSER III, Func 2600 - Op&MaintofPlant						
24330-2600-54416-0000-512001-0000-00000	CommunicatnSvcs			349.85	149.05	498.90-
24330-2600-56119-0000-512001-0000-00000	SupplAssets<\$5k	199,761.00	199,761.00			199,761.00
Total for Func 2600 and Expense accounts		199,761.00	199,761.00	349.85	149.05	199,262.10
Total for Funds 24330		371,587.00	371,587.00	103,414.94	26,092.02	242,080.04
Funds 26207 - CNM Foundation, Func 1000 - Instruction						
26207-1000-56118-1010-512001-0000-00000	GenSuppliesMats	574.00	574.00			574.00
Total for Funds 26207, Func 1000 and Expense accounts		574.00	574.00	.00	.00	574.00
Funds 27107 - 2012GOBondsB66, Func 1000 - Instruction						
27107-1000-56119-1010-512001-0000-00000	SupplAssets<\$5k	6,317.00	6,317.00			6,317.00
Total for Funds 27107, Func 1000 and Expense accounts		6,317.00	6,317.00	.00	.00	6,317.00
Funds 27407 - FII, Func 1000 - Instruction						
27407-1000-51100-1010-512001-1411-00000	SalariesExpense,Teachers	50,310.00	50,310.00	39,828.75	10,481.25	
27407-1000-51100-1010-512001-1711-00000	SalariesExpense,InstAsst1	32,649.00	32,649.00	25,850.07	6,802.65	3.72-
27407-1000-52111-1010-512001-1411-00000	EducRetirement	8,469.00	8,469.00	6,830.69	1,797.55	159.24-
27407-1000-52111-1010-512001-1711-00000	EducRetirement	5,593.00	5,593.00	4,433.27	1,166.65	6.92-
27407-1000-52112-1010-512001-1411-00000	ERARetireeHlth	1,007.00	1,007.00	796.48	209.60	.92
27407-1000-52112-1010-512001-1711-00000	ERARetireeHlth	653.00	653.00	516.99	136.05	.04-
27407-1000-52210-1010-512001-1411-00000	FICA Payments	3,120.00	3,120.00	2,397.99	631.16	90.85
27407-1000-52210-1010-512001-1711-00000	FICA Payments	2,025.00	2,025.00	1,489.03	392.19	143.78
27407-1000-52220-1010-512001-1411-00000	MedicarePaymnts	730.00	730.00	560.88	147.62	21.50
27407-1000-52220-1010-512001-1711-00000	MedicarePaymnts	474.00	474.00	348.27	91.73	34.00
27407-1000-52311-1010-512001-1411-00000	Hth&MedPremiums	3,174.00	3,174.00	2,502.49	654.46	17.05
27407-1000-52311-1010-512001-1711-00000	Hth&MedPremiums	5,406.00	5,406.00	4,279.75	1,113.52	12.73
27407-1000-52312-1010-512001-1411-00000	Life	44.00	44.00	19.57	5.15	19.28
27407-1000-52312-1010-512001-1711-00000	Life	53.00	53.00	23.18	6.10	23.72
Selection Grouped by Account Type, Filtered by User Permissions, (Org = 120, Online/Offline = N, Period = 4, UnPosted JEs? = N, Assets and Liabilities? = N, Restricted Accts? = Y, Objct = 5, Obj Digits = 0, Page Break Lvl =)						SCHOOLABILITY

Balances through 10/31/2022						Fiscal Year 2022/23
Funds- Func- Obj ct - Pr gm- Locat n- JbCl - Opt nl	Description	Adopted Budget	Revised Budget	Encumbered	Expenditure	Account Balance
Funds 27407 - FII, Func 1000 - Instruction (continued)						
27407- 1000- 52313- 1010- 512001- 1411- 00000	Dental	188.00	188.00	148.39	39.05	.56
27407- 1000- 52314- 1010- 512001- 1411- 00000	Vision	42.00	42.00	32.49	8.55	.96
27407- 1000- 52315- 1010- 512001- 1711- 00000	Disability	91.00	91.00	71.44	18.80	.76
27407- 1000- 52500- 1010- 512001- 1411- 00000	UnemploymntComp	75.00	75.00	71.14		3.86
27407- 1000- 52500- 1010- 512001- 1711- 00000	UnemploymntComp	88.00	88.00	67.35	22.45	1.80-
27407- 1000- 52710- 1010- 512001- 1411- 00000	WorkersCompPrem	686.00	686.00		686.00	
27407- 1000- 52710- 1010- 512001- 1711- 00000	WorkersCompPrem	446.00	446.00		446.00	
27407- 1000- 52720- 1010- 512001- 1411- 00000	WorkrsCompERFee	8.00	8.00	5.37	1.79	.84
27407- 1000- 52720- 1010- 512001- 1711- 00000	WorkrsCompERFee	9.00	9.00	6.39	2.13	.48
Total for Funds 27407, Func 1000 and Expense accounts		115,340.00	115,340.00	90,279.98	24,860.45	199.57
Funds 27502 - Next Gen CTE, Func 1000 - Instruction						
27502- 1000- 51100- 1010- 512001- 1411- 00000	SalariesExpense,Teachers	3,565.00	3,565.00	2,822.07	742.65	.28
27502- 1000- 51300- 1010- 512001- 1411- 00000	AddtnlCompenstrn,Teachers	1,780.00	1,780.00		283.34	1,496.66
27502- 1000- 52111- 1010- 512001- 1411- 00000	EducRetirement	918.00	918.00	483.93	175.96	258.11
27502- 1000- 52112- 1010- 512001- 1411- 00000	ERARetireeHlth	108.00	108.00	56.43	20.51	31.06
27502- 1000- 52210- 1010- 512001- 1411- 00000	FICA Payments	333.00	333.00	167.96	62.00	103.04
27502- 1000- 52220- 1010- 512001- 1411- 00000	MedicarePaymnts	78.00	78.00	39.33	14.50	24.17
27502- 1000- 52311- 1010- 512001- 1411- 00000	Hth&MedPremiums	424.00	424.00	256.69	59.14	108.17
27502- 1000- 52312- 1010- 512001- 1411- 00000	Life	5.00	5.00	1.71	.39	2.90
27502- 1000- 52313- 1010- 512001- 1411- 00000	Dental	11.00	11.00	6.08	1.41	3.51
27502- 1000- 52314- 1010- 512001- 1411- 00000	Vision	5.00	5.00	2.66	.63	1.71
27502- 1000- 52500- 1010- 512001- 1411- 00000	UnemploymntComp	8.00	8.00	5.77		2.23
27502- 1000- 52710- 1010- 512001- 1411- 00000	WorkersCompPrem	49.00	49.00		49.00	
27502- 1000- 52720- 1010- 512001- 1411- 00000	WorkrsCompERFee	1.00	1.00	.45	.05	.50
Total for Funds 27502, Func 1000 and Expense accounts		7,285.00	7,285.00	3,843.08	1,409.58	2,032.34
Funds 28211 - Covid-19 Test., Func 2100 - SuppSvcsStudnts						
28211- 2100- 56118- 0000- 512001- 0000- 00000	GenSuppliesMats		73,078.00	45.68	354.27	72,678.05
Total for Funds 28211, Func 2100 and Expense accounts		.00	73,078.00	45.68	354.27	72,678.05
Funds 29102 - PrivDirGrntsCat, Func 1000 - Instruction						
29102- 1000- 56118- 1010- 512001- 0000- 00000	GenSuppliesMats	168.00	168.00			168.00
Total for Funds 29102, Func 1000 and Expense accounts		168.00	168.00	.00	.00	168.00
Funds 31400 - SpcCapOutlaySt, Func 4000 - Capital Outlay						
31400- 4000- 53414- 0000- 512001- 0000- 00000	OthProfTechSvcs		77,167.00	71,698.02	5,468.68	.30
31400- 4000- 56119- 0000- 512001- 0000- 00000	SupplAssets<\$5k	210,151.00	226,224.00			226,224.00

Selection Grouped by Account Type, Filtered by User Permissions, (Org = 120, Online/Offline = N, Period = 4, UnPosted JEs? = N, Assets and Liabilities? = N, Restricted Accts? = Y, Objc Digits = 0, Page Break Lvl =)

Balances through 10/31/2022						Fiscal Year 2022/23	
Funds- Func- Obj ct - Pr gm- Locat n- Jb Cl - Opt nl	Description	Adopted Budget	Revised Budget	Encumbered	Expenditure	Account Balance	
Funds 31400 - SpcCapOutlaySt, Func 4000 - Capital Outlay (continued)							
31400-4000-57331-0000-512001-0000-00000	FixedAssets>\$5k				29,262.03	29,262.03-	
Total for Funds 31400, Func 4000 and Expense accounts		210,151.00	303,391.00	71,698.02	34,730.71	196,962.27	
Funds 31600 - CapImprvmtsHB33, Func 2300 - SupptSvcs-Admin							
31600-2300-53712-0000-512001-0000-00000	CityTaxCollCost	14,152.00	14,152.00		49.33	14,102.67	
Total for Func 2300 and Expense accounts		14,152.00	14,152.00	.00	49.33	14,102.67	
Funds 31600 - CapImprvmtsHB33, Func 4000 - Capital Outlay							
31600-4000-54640-0000-512001-0000-00000	RentalLease2Pur	929,295.00	929,295.00		800,000.00	129,295.00	
Total for Func 4000 and Expense accounts		929,295.00	929,295.00	.00	800,000.00	129,295.00	
Total for Funds 31600		943,447.00	943,447.00	.00	800,049.33	143,397.67	
Funds 31700 - CapImprvmtsSB-9, Func 4000 - Capital Outlay							
31700-4000-54315-0000-512001-0000-00000	MntRepBlgsGrdEq	6,059.00	6,059.00			6,059.00	
Total for Funds 31700, Func 4000 and Expense accounts		6,059.00	6,059.00	.00	.00	6,059.00	
Funds 31701 - CapImprvsSB9Loc, Func 2300 - SupptSvcs-Admin							
31701-2300-53712-0000-512001-0000-00000	CityTaxCollCost	8,853.00	8,853.00		25.16	8,827.84	
Total for Func 2300 and Expense accounts		8,853.00	8,853.00	.00	25.16	8,827.84	
Funds 31701 - CapImprvsSB9Loc, Func 4000 - Capital Outlay							
31701-4000-54640-0000-512001-0000-00000	RentalLease2Pur	581,553.00	581,553.00			581,553.00	
Total for Func 4000 and Expense accounts		581,553.00	581,553.00	.00	.00	581,553.00	
Total for Funds 31701		590,406.00	590,406.00	.00	25.16	590,380.84	
Total for Org 120 - Cesar Chavez Community		6,384,178.00	6,550,640.00	2,299,613.17	2,157,447.68	2,093,579.15	

Statement Date 10/31/2022

Cash Object 11011

Status Posted

Journal Entry #

Bank Statement Ending Balance	1,556,451.58	Service Charge	0.00
Less: Uncleared Payments	44,694.45	Interest Earned	0.00
Add: Uncleared Deposits	0.00		
Add: Uncleared Other	0.00	Cleared Payments	215,342.87
Adjusted Bank Balance	1,511,757.13	Cleared Deposits	208,593.23
System Cash Balance	1,511,757.13	Cleared Other	1,025.64-
Add: Unposted Charges and Interest	0.00		
Revised System Cash Balance	1,511,757.13	Submitted By	JYAMAT, 11/22/2022
Difference	0.00	Posted By	EPEREZBM, 11/22/2022

Uncleared Payments

Issued	Check #	Check Amount	Pay To Name	Vendor ID	Emp ID	Bank Acct
05/10/22	13207	125.00	Landmarc Events, LLC	010165		120MAIN
06/02/22	13246	1,995.05	IBOSS, INC	010134		120MAIN
06/29/22	13300	621.53	Century Link	001355		120MAIN
06/29/22	13311	188.25	NM PED - Finance & Operations	001520		120MAIN
08/11/22	13370	645.55	Century Link	001355		120MAIN
08/19/22	13379(*)		Dions	001411		120MAIN
10/05/22	13451	1,781.11	SRSNM LLC	010125		120MAIN
10/06/22	13457(*)		NMPSIA	900001		120MAIN
10/06/22	13467(*)		NMPSIA	900001		120MAIN
10/14/22	13460	10.00	Brown, Robin	010120		120MAIN
10/21/22	13469	1,220.02	Angelica Espino		000190	120MAIN
10/21/22	13471	1,124.03	AJF Enterprise Inc	010154		120MAIN
10/21/22	13472	103.89	Century Link	001355		120MAIN
10/21/22	13476	116.12	Century Link	001355		120MAIN
10/21/22	13477	31,161.83	Cooperative Educational Services	000327		120MAIN
10/21/22	13479	250.05	Dions	001411		120MAIN
10/28/22	13483	66.39	Amazon.com	001361		120MAIN
10/28/22	13484	1,620.78	Cooperative Educational Services	000327		120MAIN
10/28/22	13485	2,772.08	Dry Fly Enterprises, Inc	010170		120MAIN
10/28/22	13486	538.75	SG Consulting Services, LLC	001409		120MAIN
10/28/22	13487	339.26	Amazon.com	001361		120MAIN
10/28/22	13488	14.76	Everett, Nathan	001561		120MAIN
		44,694.45				
			(*) Cancelled Payments			35,262.05

Cleared Payments

Issued	Check #	Check Amount	Cleared Amount	Difference	Cleared	Pay To Name	Vendor ID	Emp ID	Bank Acct
--------	---------	--------------	----------------	------------	---------	-------------	-----------	--------	-----------

Selection Grouped by Org, Cash Object, Statement Date - Sorted by Item date, Item #, (Org = 120, Cash Object IN ('11011'), Bank Statement Date = 10/31/2022, Uncleared Only? = No)



Statement Date 10/31/2022

Cash Object 11011

Status Posted

Journal Entry #

Cleared Payments (continued)

Issued	Check #	Check Amount	Cleared Amount	Difference	Cleared	Pay To Name	Vendor ID	Emp ID	Bank Acct
08/19/22	13377	117.18	117.18		10/31/22	Century Link	001355		120MAIN
09/01/22	13391	10,366.90	10,366.90		10/31/22	ACES	001522		120MAIN
09/01/22	13393	645.55	645.55		10/31/22	Century Link	001355		120MAIN
09/16/22	13422	103.89	103.89		10/31/22	Century Link	001355		120MAIN
09/16/22	13423	117.18	117.18		10/31/22	Century Link	001355		120MAIN
09/16/22	13424	537.75	537.75		10/31/22	Richard M. Romero Consulting	001407		120MAIN
09/23/22	13432	30.94	30.94		10/31/22	Amazon.com	001361		120MAIN
09/23/22	13433	300.00	300.00		10/31/22	LSG and Associates Inc	010013		120MAIN
09/30/22	13438	993.75	993.75		10/31/22	ACES	001522		120MAIN
09/30/22	13439	5,913.32	5,913.32		10/31/22	CliftonLarsonAllen LLP	901009		120MAIN
09/30/22	13440	234.03	234.03		10/31/22	Everett, Nathan	001561		120MAIN
09/30/22	13441	140.08	140.08		10/31/22	LaBarge Landscape	010003		120MAIN
09/30/22	13442	4,025.00	4,025.00		10/31/22	Nearpod Inc, C/O Stifel Bank Lockbox Servic	010148		120MAIN
09/30/22	13443	44.00	44.00		10/31/22	Roberts, Caroline	010173		120MAIN
09/30/22	13444	81.45	81.45		10/31/22	Bowers, Amy	010106		120MAIN
09/30/22	13445	431.25	431.25		10/31/22	LSG and Associates Inc	010013		120MAIN
10/05/22	13446	11.13	11.13		10/31/22	ABCWUA	001289		120MAIN
10/05/22	13447	1,124.03	1,124.03		10/31/22	AJF Enterprise Inc	010154		120MAIN
10/05/22	13448	645.55	645.55		10/31/22	Century Link	001355		120MAIN
10/05/22	13449	2,693.75	2,693.75		10/31/22	DMH Law LLC	010169		120MAIN
10/05/22	13450	6,672.90	6,672.90		10/31/22	Dry Fly Enterprises, Inc	010170		120MAIN
10/05/22	13452	146.00	146.00		10/31/22	Verizon Wireless	000658		120MAIN
10/05/22	13453	1,589.34	1,589.34		10/31/22	Wells Fargo Financial Leasing	000647		120MAIN
10/05/22	13454	10,366.90	10,366.90		10/31/22	ACES	001522		120MAIN
10/05/22	13455	131.47	131.47		10/31/22	EM3 Networks, LLC	010028		120MAIN
10/06/22	13499	3,579.24	3,579.24		10/31/22	NM RHC	900006		120MAIN
10/06/22	13528	18,876.98	18,876.98		10/31/22	NMPSIA	900001		120MAIN
10/07/22	13456	13,177.97	13,177.97		10/31/22	EFTPS	900004		120MAIN
10/07/22	Batch 10/07/2022	38,167.79	38,167.79		10/31/22				120MAIN
10/14/22	13458	33,227.23	33,227.23		10/31/22	NM Educational RetirementBoard	900005		120MAIN
10/14/22	13459	458.75	458.75		10/31/22	ACR LLC	001267		120MAIN
10/14/22	13461	280.56	280.56		10/31/22	Cognia	001242		120MAIN
10/14/22	13462	54.00	54.00		10/31/22	Roberts, Caroline	010173		120MAIN
10/14/22	13463	95.86	95.86		10/31/22	Amazon.com	001361		120MAIN
10/14/22	13464	1,293.00	1,293.00		10/31/22	Charter School Testing Svcs.	000307		120MAIN

Selection Grouped by Org, Cash Object, Statement Date - Sorted by Item date, Item #, (Org = 120, Cash Object IN ('11011'), Bank Statement Date = 10/31/2022, Uncleared Only? = No)



Statement Date 10/31/2022

Cash Object 11011

Status Posted

Journal Entry #

Cleared Payments (continued)

Issued	Check #	Check Amount	Cleared Amount	Difference	Cleared	Pay To Name	Vendor ID	Emp ID	Bank Acct
10/14/22	13465	22.54	22.54		10/31/22	Sam's Club & Wal-mart	000935		120MAIN
10/14/22	13466	50.00	50.00		10/31/22	TSA Consulting Group, Inc.	001363		120MAIN
10/17/22	13517	200.00	200.00		10/31/22	EPARS TSA Consulting Group Inc	901000		120MAIN
10/21/22	13470	341.28	341.28		10/31/22	ABCWUA	001289		120MAIN
10/21/22	13473	12.93	12.93		10/31/22	Crystal Springs Bottled Water	000334		120MAIN
10/21/22	13474	774.22	774.22		10/31/22	PNM	000528		120MAIN
10/21/22	13475	225.17	225.17		10/31/22	Waste Management of New Mexico	001428		120MAIN
10/21/22	13478	50.00	50.00		10/31/22	Crystal Springs Bottled Water	000334		120MAIN
10/24/22	13518	3,439.04	3,439.04		10/31/22	NM Taxation/Revenue Department	900003		120MAIN
10/25/22	13480	1,132.08	1,132.08		10/31/22	Angelica Espino		000190	120MAIN
10/25/22	13481	13,173.39	13,173.39		10/31/22	EFTPS	900004		120MAIN
10/25/22	Batch 10/25/2022	38,235.00	38,235.00		10/31/22				120MAIN
10/28/22	13482	1,012.50	1,012.50		10/31/22	ACES	001522		120MAIN
		215,342.87	215,342.87			(*) Cancelled Payments	35,262.05		

Cleared Deposits

Deposited	Deposit #	Deposit Amount	Cleared Amount	Difference	Cleared	Bank Acct
10/04/22	Batch 10/04/2022	73.50	73.50		10/31/22	120MAIN
10/11/22	Batch 10/11/2022	207,167.24	207,167.24		10/31/22	120MAIN
10/14/22	Batch 10/14/2022	22.19	22.19		10/31/22	120MAIN
10/20/22	Batch 10/20/2022	538.65	538.65		10/31/22	120MAIN
10/25/22	Batch 10/25/2022	466.00	466.00		10/31/22	120MAIN
10/26/22	Batch 10/26/2022	325.65	325.65		10/31/22	120MAIN
		208,593.23	208,593.23			

Cleared Other

Effective	JE #	Amount	Cleared Amount	Difference	Cleared	JE Comment	Bank Acct
10/01/22	CA23-00002	980.64-	980.64-		10/31/22		
10/13/22	CA23-00003	45.00-	45.00-		10/31/22		
		1,025.64-	1,025.64-				

Analyzed Business Checking - PF



CEASAR CHAVEZ COMMUNITY SCHOOL
 OPERATING ACCOUNT
 1325 PALOMAS DR SE
 ALBUQUERQUE NM 87108-4718

Questions?

Call your Customer Service Officer or Client Services
 1-800-AT WELLS (1-800-289-3557)
 5:00 AM TO 6:00 PM Pacific Time Monday - Friday

Online: wellsfargo.com

Write: Wells Fargo Bank, N.A. (585)
 P.O. Box 6995
 Portland, OR 97228-6995

Account summary

Analyzed Business Checking - PF

Account number	Beginning balance	Total credits	Total debits	Ending balance
4978	\$1,564,226.86	\$212,853.84	-\$220,629.12	\$1,556,451.58

Credits

Deposits

Effective date	Posted date	Amount	Transaction detail
	10/04	73.50	Deposit
10/20	10/21	645.55	Reversal of Check Posted 10-20-22 Refer to Maker Our Ref: 10-20-22 00000000
10/20	10/21	1,220.02	Reversal of Check Posted 10-20-22 Refer to Maker Our Ref: 10-20-22 00000000
	10/26	325.65	Deposit
		\$2,264.72	Total deposits

Electronic deposits/bank credits

Effective date	Posted date	Amount	Transaction detail
	10/11	1,220.02	ACH Returns - Ceasar Chavez CO - File 1200948759 Coid 1200948759
	10/11	207,167.24	State of NEW Mex Vndr Pymt Nmap0001503280 11000 Seg October 2022 11000 Seg October 2022
	10/13	1,175.02	WT Seq163304 WF Return Wires IN Proc /Org= Srf# 2022101100166444 Trn#221013163304 Rfb#
	10/14	7.43	Sandoval County ACH Paymen 836015 September 2022 Distribution Sb-9
	10/14	14.76	Sandoval County ACH Paymen 833945 August 2022 Distribution Hb-33
	10/20	538.65	Bernalillo Count Distr_Pymt Cesar Chavez Community
	10/25	466.00	State of NEW Mex Vndr Pymt Nmap0001513753 512-000-2223-24106-0001 24106 Entitlement Idea-B
		\$210,589.12	Total electronic deposits/bank credits
		\$212,853.84	Total credits

Debits

Electronic debits/bank debits

<i>Effective date</i>	<i>Posted date</i>	<i>Amount</i>	<i>Transaction detail</i>
10/05		30.94 <	Business to Business ACH Debit - Payment for Amz Corp Line 100422 2209518331 87810268553
10/06		1,577.52	ACH Prep Origintn - Cesar Chavez Com - File 1200948759 Coid 1200948759
10/06		3,579.24	WT Seq163543 State of NEW Mexico /Bnf=Nmrhca Srf# Gw00000053841892 Trn#221006163543 Rfb# 511
10/06		18,876.98	WT Seq164219 State of NEW Mexico /Bnf=Nmpsia Srf# Gw00000053842065 Trn#221006164219 Rfb# 512
10/06		37,810.29	ACH Prep Origintn - Cesar Chavez Com - File 1200948759 Coid 1200948759
10/07		980.64	WT 221007-177218 Bank of America, N. /Bnf=Angelica Espino Srf# Gw00000053877953 Trn#221007177218 Rfb# 513
10/07		13,177.97 <	Business to Business ACH Debit - IRS Usatxpymt 100722 270268072557006 Cesar Chavez Community
10/11		1,220.02	WT 221011-146522 Bank of America, N. /Bnf=Angelica Srf# Gw00000053899714 Trn#221011146522 Rfb# 514
10/11		11.13 <	Business to Business ACH Debit - Abcwua Water Aut Web Pay 221007 1578579560 Cesar Chavez Community
10/11		146.00	Achma Visb Bill Pymnt 221008 0377853 Cesar Chavez Communit
10/11		1,589.34 <	Business to Business ACH Debit - Wells Fargo Bank Loan Lease 221007 000000011858975 Cesar Chavez Community
10/12		131.47	Em3Networksllc Webpayment 221011 School
10/13		10,366.90	WT Fed#08885 Bokf NA /Ftr/Bnf=Aces Srf# Gw00000053983835 Trn#221013181218 Rfb# Ccc Invoice 9807
10/17		200.00	WT Seq454445 Tsa Consulting Group /Bnf=Tsa Consulting Group Srf# Gw00000054042426 Trn#221017454445 Rfb# 516
10/17		33,227.23 <	Business to Business ACH Debit - Nmerb Web Pay 221014 02336 Cesar Chavez Community
10/19		22.54 <	Business to Business ACH Debit - Sams Club Syncb Sams Epay 101722 2221353366 6046002049048217
10/19		95.86 <	Business to Business ACH Debit - Payment for Amz Corp Line 101722 2221355454 87810268553
10/24		1,577.52	ACH Prep Origintn - Cesar Chavez Com - File 1200948759 Coid 1200948759
10/24		36,657.48	ACH Prep Origintn - Cesar Chavez Com - File 1200948759 Coid 1200948759
10/25		13,173.39 <	Business to Business ACH Debit - IRS Usatxpymt 102522 270269834507660 Cesar Chavez Community
10/26		19.11 <	Business to Business ACH Debit - Abcwua Water Aut Web Pay 221025 5054939560 Cesar Chavez Community
10/26		225.17	Waste Management Internet 221025 043000095877714 School Cesar Chavez
10/26		322.17 <	Business to Business ACH Debit - Abcwua Water Aut Web Pay 221025 5154939560 Cesar Chavez Community
10/26		774.22	PNM Web_Pay Oct 22 10457104102522 Cesar Chavez Community
10/26		3,439.04 <	Business to Business ACH Debit - Tax_Rev_Wwt_Ecks Trd Pmnt 221024 xxxxx9200 Cesar Chavez Community
10/31		1,012.50	WT Fed#00567 Bokf NA /Ftr/Bnf=Aces Srf# Gw00000054347241 Trn#221031222764 Rfb# 517
		\$180,244.67	Total electronic debits/bank debits

< Business to Business ACH: If this is a business account, this transaction has a return time frame of one business day from post date. This time frame does not apply to consumer accounts.

Checks paid

<i>Number</i>	<i>Amount</i>	<i>Date</i>	<i>Number</i>	<i>Amount</i>	<i>Date</i>	<i>Number</i>	<i>Amount</i>	<i>Date</i>
13370	645.55	10/13	13441	140.08	10/12	13459*	458.75	10/31
13377*	117.18	10/12	13442	4,025.00	10/12	13461*	280.56	10/26
13393*	645.55	10/20	13443	44.00	10/20	13462	54.00	10/24
13422*	103.89	10/12	13444	81.45	10/11	13464*	1,293.00	10/20
13423	117.18	10/12	13445	431.25	10/12	13466*	50.00	10/24
13424	537.75	10/05	13447*	1,124.03	10/12	13469*	1,220.02	10/20
13433*	300.00	10/04	13448	645.55	10/13	13473*	12.93	10/31
13438*	993.75	10/12	13449	2,693.75	10/20	13478*	50.00	10/31
13439	5,913.32	10/11	13450	6,672.90	10/12	13480*	1,132.08	10/25
13440	234.03	10/17	13454*	10,366.90	10/12			
			\$40,384.45	Total checks paid				

* Gap in check sequence.

 \$220,629.12 Total debits

Daily ledger balance summary

<i>Date</i>	<i>Balance</i>	<i>Date</i>	<i>Balance</i>	<i>Date</i>	<i>Balance</i>
09/30	1,564,226.86	10/12	1,662,631.40	10/21	1,614,898.85
10/04	1,564,000.36	10/13	1,652,148.42	10/24	1,576,559.85
10/05	1,563,431.67	10/14	1,652,170.61	10/25	1,562,720.38
10/06	1,501,587.64	10/17	1,618,509.35	10/26	1,557,985.76
10/07	1,487,429.03	10/19	1,618,390.95	10/31	1,556,451.58
10/11	1,686,855.03	10/20	1,613,033.28		
Average daily ledger balance		\$1,581,620.28			