

**Cesar Chavez Community School**  
**Financial Update**  
**October 26, 2021**

**A. BARs**

	<u>BAR #</u>	<u>Fund Description</u>	<u>Reason/Type</u>	<u>Amount</u>
<u>1</u>	2122-0008-IB	24136 - USDE CRRSA - Air Quality	Initial Budget	\$ 3,180
<u>2</u>	2122-0009-T	24106 - IDEA-B	Transfer	\$ -
<u>3</u>	2122-0010-T	24308 - CRRSA, ESSER II	Transfer	\$ -

**B. Payroll & Accounts Payable Payment Vouchers**

1 September 2021

**C. Financial Statement Reports - as of September 30, 2021**

1 Financial Analysis

2 Bank Reconciliations

**D. Other**

Must submit backup for all BARs, except transfers of funds for SEG or direct grants

**STATE OF NEW MEXICO**  
**PUBLIC EDUCATION DEPARTMENT**  
**300 Don Gaspar Santa Fe, NM 87501-2786**  
**Budget Adjustment Request**

Doc. ID: 512-000-2122-0008-IB

Fund Type: Flowthrough

Adjustment Type: Initial Budget

Fiscal Year: 2021-2022

Entity Name: Cesar Chavez Community School

Adjustment Changes Intent/Scope of Program Yes or No?: No

Contact: Erik Perez, Business Manager

Total Approved Budget (Flowthrough):

Phone: 505-600-5577

Email: erik@k12accounting.com

<b>FLOWTHROUGH ONLY</b>	Budget Period: 07/01/2021	To: 06/30/2022
A. Approved Carryover:		
B. Total Current Year Allocation:		
D. Total Funding Available:		

Revenue 24316.0000.44500      \$3,180

Fund	Function	Object	Program	Job Class	Present Budget	Adj Amt Exp	Adj Budget	ADD'L FTE
24316 USDE CRRSA ESSER II 84.425D SHARE ID - PED2431 6GY201 - Air Quality	2600 Operation & Maintenance of Plant	57332 Supply Assets (\$5,000 or less)	0000 No Program	0000 No Job Class		\$3,180	\$3,180	
Sub Total						\$3,180		
Indirect Cost								
<b>DOC. TOTAL</b>						\$3,180		

**Justification:**

Initial Budget BAR - Air Quality Round 2

Compliance with Sections 10-15-1 and 22-8-12, NMSA, 1978 Compilation:

A. The requested budget/changes were authorized at a scheduled Board of Education or Governance Council meeting open to the public on:

B. Justification for the transfer: Explanation such as "underbudgeted", "insufficient budget", or "needed to close out Project" ARE NOT ACCEPTABLE. Attach additional sheets if necessary.

ALL TRANSFER BARS MUST NET OUT TO ZERO ON THE DOC. TOTAL LINE.

Must submit backup for all BARs, except transfers of funds for SEG or direct grants

**STATE OF NEW MEXICO**  
**PUBLIC EDUCATION DEPARTMENT**  
**300 Don Gaspar Santa Fe, NM 87501-2786**  
**Budget Adjustment Request**

Doc. ID: 512-000-2122-0009-T

Fund Type: Flowthrough

Adjustment Type: Transfer

Fiscal Year: 2021-2022

Entity Name: Cesar Chavez Community School

Adjustment Changes Intent/Scope of Program Yes or No?: No

Contact: Erik Perez, Business Manager

Total Approved Budget (Flowthrough):

Phone: 505-600-5577

Email: erik@k12accounting.com

<b>FLOWTHROUGH ONLY</b>	<b>Budget Period:</b> 07/01/2021	<b>To:</b> 06/30/2022
<b>A. Approved Carryover:</b>		
<b>B. Total Current Year Allocation:</b>		
<b>D. Total Funding Available:</b>		

Fund	Function	Object	Program	Job Class	Present Budget	Adj Amt Exp	Adj Budget	ADD'L FTE
24106 Entitlement IDEA-B	2100 Support Services-Students	56118 General Supplies and Materials	0000 No Program	0000 No Job Class	\$4,855	(\$78)	\$4,777	
24106 Entitlement IDEA-B	1000 Instruction	52500 Unemployment Compensation	0000 No Program	0000 No Job Class	\$90	\$78	\$168	
Sub Total						\$0		
Indirect Cost								
<b>DOC. TOTAL</b>						<b>\$0</b>		

**Justification:**

Transfer BAR

Compliance with Sections 10-15-1 and 22-8-12, NMSA, 1978 Compilation:

A. The requested budget/changes were authorized at a scheduled Board of Education or Governance Council meeting open to the public on:

B. Justification for the transfer: Explanation such as "underbudgeted", "insufficient budget", or "needed to close out Project" ARE NOT ACCEPTABLE. Attach additional sheets if necessary.

ALL TRANSFER BARS MUST NET OUT TO ZERO ON THE DOC. TOTAL LINE.

Must submit backup for all BARs, except transfers of funds for SEG or direct grants

**STATE OF NEW MEXICO**  
**PUBLIC EDUCATION DEPARTMENT**  
**300 Don Gaspar Santa Fe, NM 87501-2786**  
**Budget Adjustment Request**

Doc. ID: 512-000-2122-0010-T

Fund Type: Flowthrough

Adjustment Type: Transfer

Fiscal Year: 2021-2022

Entity Name: Cesar Chavez Community School

Adjustment Changes Intent/Scope of Program Yes or No?: No

Contact: Erik Perez, Business Manager

Total Approved Budget (Flowthrough):

Phone: 505-600-5577

Email: erik@k12accounting.com

<b>FLOWTHROUGH ONLY</b>	<b>Budget Period:</b> 07/01/2021	<b>To:</b> 06/30/2022
<b>A. Approved Carryover:</b>		
<b>B. Total Current Year Allocation:</b>		
<b>D. Total Funding Available:</b>		

Fund	Function	Object	Program	Job Class	Present Budget	Adj Amt Exp	Adj Budget	ADD'L FTE
24308 CRRSA, ESSER II	2600 Operation & Maintenance of Plant	57332 Supply Assets (\$5,000 or less)	0000 No Program	0000 No Job Class	\$116,053	(\$10,000)	\$106,053	
24308 CRRSA, ESSER II	1000 Instruction	56118 General Supplies and Materials	1010 Regular Education (K- 12) Programs	0000 No Job Class	\$398	\$10,000	\$10,398	
Sub Total						\$0		
Indirect Cost								
<b>DOC. TOTAL</b>						<b>\$0</b>		

**Justification:**

Transfer BAR

Compliance with Sections 10-15-1 and 22-8-12, NMSA, 1978 Compilation:

A. The requested budget/changes were authorized at a scheduled Board of Education or Governance Council meeting open to the public on:

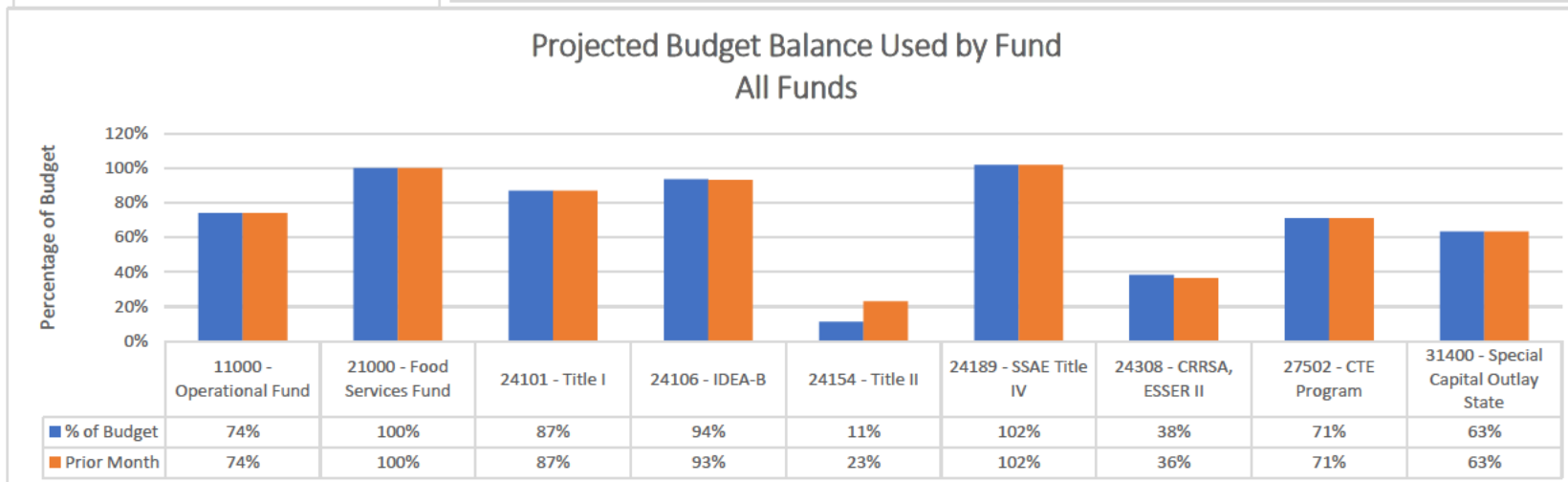
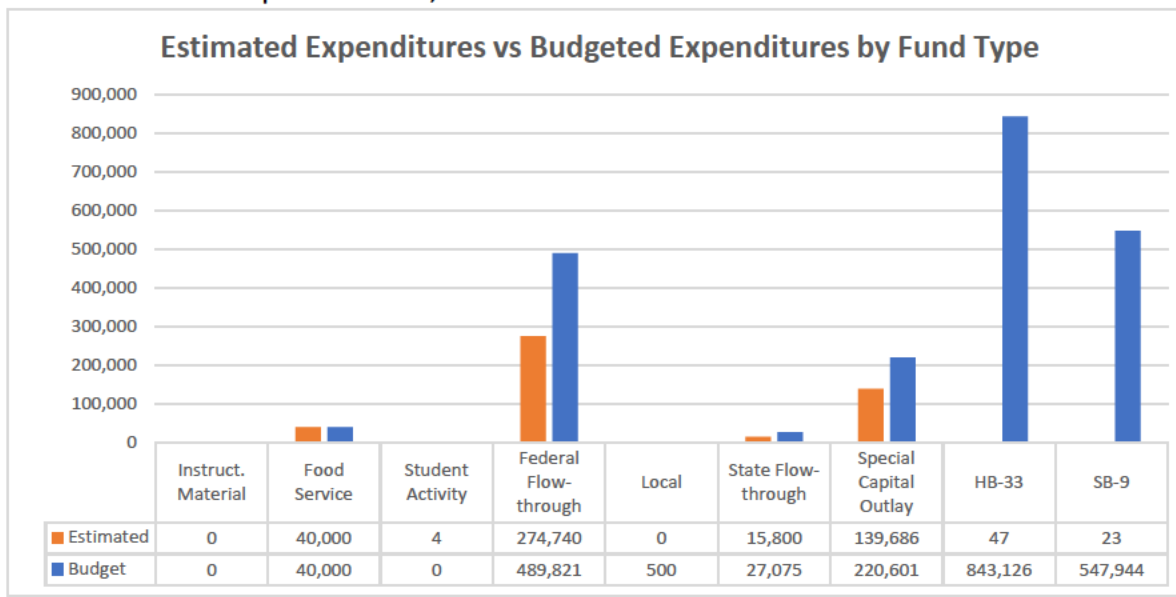
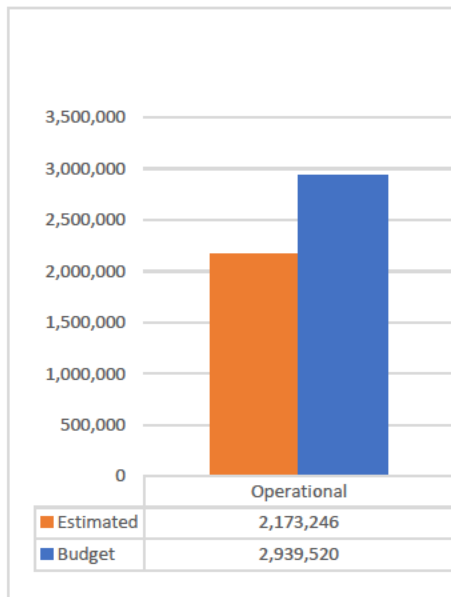
B. Justification for the transfer: Explanation such as "underbudgeted", "insufficient budget", or "needed to close out Project" ARE NOT ACCEPTABLE. Attach additional sheets if necessary.

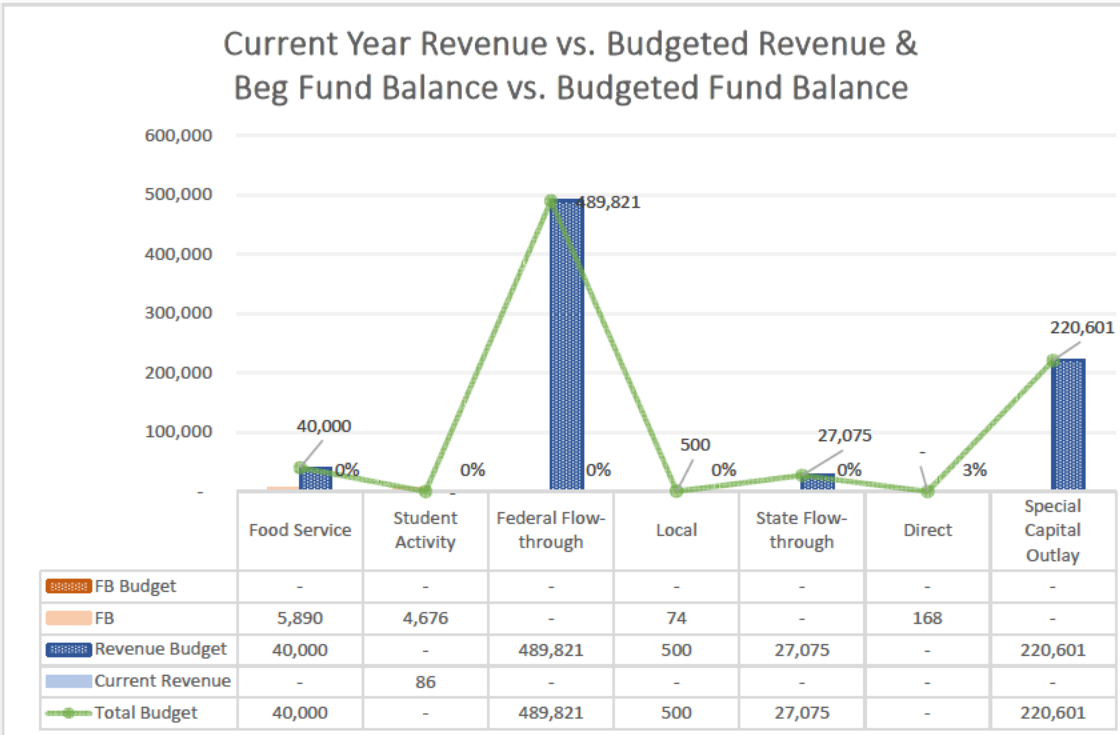
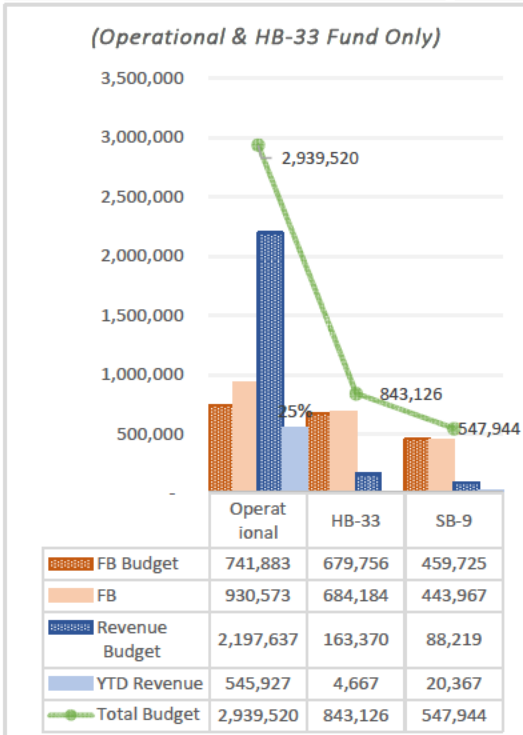
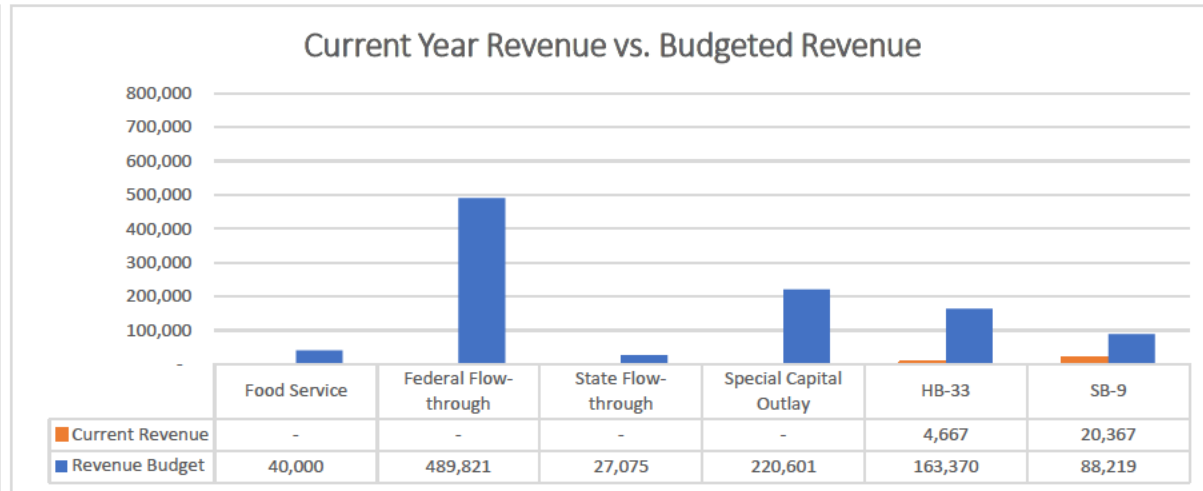
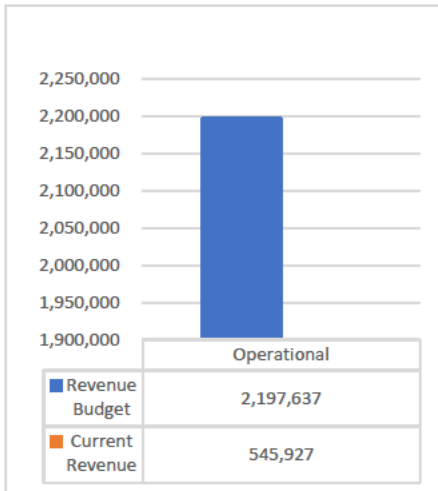
ALL TRANSFER BARS MUST NET OUT TO ZERO ON THE DOC. TOTAL LINE.

# Cesar Chavez Community School

## Expenditure Analytical Review

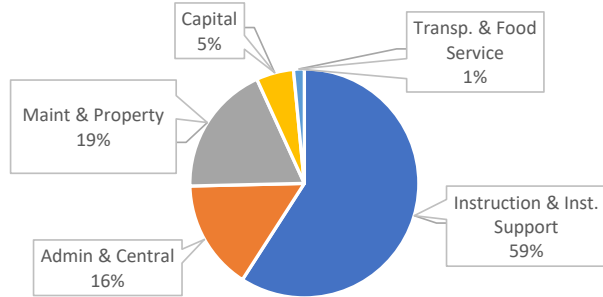
September 30, 2021



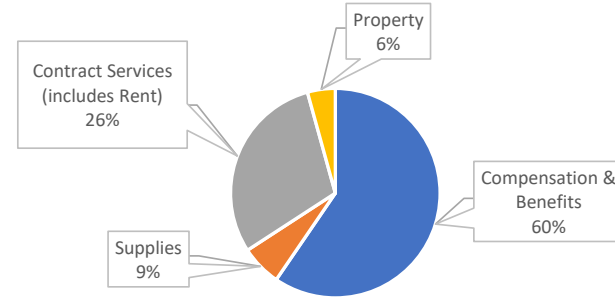




### Estimated Expenditures by Function - All Funds




### Estimated Expenditures by Object - All Funds



### Function Code Change in Percentage by Month (All Funds - Exp & Encumbrance)



### Object Code Change in Percentage by Month (All Funds - Exp & Encumbrance)







## Checks Dated 09/01/2021 through 09/30/2021

Check Number	Check Date	Pay to the Order of	Check Amount
12802	09/08/2021	NM Educational RetirementBoard	16,447.97
12803	09/08/2021	NM RHC	1,908.90
12804	09/09/2021	NMPSIA	15,645.18
12806	09/10/2021	VIG Solutions Inc	15,730.85
12807	09/10/2021	New Mexico Gas Company	46.82
12808	09/10/2021	ABCWUA	10.59
12809	09/10/2021	ACES	10,378.92
12810	09/10/2021	ACR LLC	329.96
12811	09/10/2021	Albuquerque Publishing Co	28.39
12812	09/10/2021	Arness, Tani	540.34
12813	09/10/2021	Century Link	643.97
12814	09/10/2021	Charter School Nursing	1,510.25
12815	09/10/2021	Charter School Testing Svcs.	1,132.69
12816	09/10/2021	CliftonLarsonAllen LLP	4,854.38
12817	09/10/2021	Cuddy & McCarthy LLP	664.18
12818	09/10/2021	Dions	234.14
12819	09/10/2021	LaBarge Landscape	566.34
12820	09/10/2021	Precision Security, LLC	474.65
12821	09/10/2021	Richard M. Romero Consulting	539.38
12822	09/10/2021	ServiceMaster OpCo Holdings LLC	1,324.11
12823	09/10/2021	Siarza Social Digital LLC	2,195.00
12824	09/10/2021	TSA Consulting Group, Inc.	50.00
12825	09/10/2021	Verizon Wireless	106.38
12826	09/10/2021	Waste Management of New Mexico	358.65
12827	09/10/2021	Matthews Fox, P.C.	542.19
12829	09/10/2021	NM Taxation/Revenue Department	2,393.13
12831	09/13/2021	EPARS TSA Consulting Group Inc	200.00
12832	09/14/2021	AAA Organic Pest Control, Inc.	171.52
12833	09/14/2021	ABCWUA	18.21
12834	09/14/2021	FundEd, L.L.C. / Getfunded	3,000.00
12835	09/14/2021	Century Link	90.22
12836	09/14/2021	Century Link	108.04
12837	09/20/2021	ABCWUA	308.45
12838	09/20/2021	Amazon.com	610.35
12839	09/20/2021	CES	352.98
12840	09/20/2021	CliftonLarsonAllen LLP	5,933.13
12841	09/20/2021	CNM Bookstore	155.50
12842	09/20/2021	Gerald S. Lackey	1,514.57
12843	09/20/2021	Pitney Bowes	147.00
12844	09/20/2021	Amazon.com	53.88
12845	09/20/2021	Cuddy & McCarthy LLP	135.55
12846	09/20/2021	Gerald S. Lackey	4,315.00
12847	09/20/2021	Wells Fargo Financial	1,589.40
12849	09/28/2021	Amazon.com	94.81
12850	09/28/2021	Bowers, Amy	111.83
12851	09/28/2021	Charter School Testing Svcs.	1,132.69
12852	09/28/2021	New Mexico Gas Company	47.02
12853	09/28/2021	PNM	1,391.79
12854	09/28/2021	PowerSchool Group LLC	826.88

The preceding Checks have been issued in accordance with the District's Policy and authorization of the Board of Trustees. It is recommended that the preceding Checks be approved.

SCHOOLABILITY

Page 1 of 2

**Checks Dated 09/01/2021 through 09/30/2021**

Check Number	Check Date	Pay to the Order of	Check Amount
12855	09/28/2021	Nearpod Inc	3,500.00
12856	09/30/2021	CCCS Education Foundation	38,733.42
<b>Total Number of Checks</b>			<b>51</b>
			<b>143,199.60</b>

**Fund Recap**

Fund	Description	Check Count	Expensed Amount
11000	Operational Fund	48	121,327.04
23000	Non-Instruct. Fund	1	234.14
24101	Title I - IASA	4	1,683.84
24106	IDEA-B Entitlement	5	1,524.07
24154	Teach./Princp. Train & Recruit	3	28.33
24189	SSAE Title IV	4	202.78
24308	CRRSA, ESSER II	5	18,002.61
27502	Next Gen CTE	4	196.79
Total Number of Checks		<b>51</b>	143,199.60
Less Unpaid Tax Liability			.00
<b>Net (Check Amount)</b>			<b>143,199.60</b>

The preceding Checks have been issued in accordance with the District's Policy and authorization of the Board of Trustees. It is recommended that the preceding Checks be approved.



Bank Account 120MAIN - Wells Fargo Operating Account

Payment Id	Comment								
Check # 12802	11000	09/08/2021	Check Amt	<b>16,447.97</b>	Status	<b>Cleared</b>	<b>NM Educational RetirementBoard (900005/1)</b>		
20210810-REG			NM Educational RetirementBoard (900005/1) 08/10/2021 (REG)		11000-	- 23124-	-	-	4,197.80
					24308-	- 23124-	-	-	331.92
20210825-REG			NM Educational RetirementBoard (900005/1) 08/25/2021 (REG)		11000-	- 23124-	-	-	9,929.94
					24101-	- 23124-	-	-	631.97
					24106-	- 23124-	-	-	509.46
					24154-	- 23124-	-	-	19.39
					24189-	- 23124-	-	-	79.34
					24308-	- 23124-	-	-	630.37
					27502-	- 23124-	-	-	117.78
Check # 12803	11000	09/08/2021	Check Amt	<b>1,908.90</b>	Status	<b>Cleared</b>	<b>NM RHC (900006/1)</b>		
20210810-REG			NM RHC (900006/1) 08/10/2021 (REG)		11000-	- 23123-	-	-	487.18
					24308-	- 23123-	-	-	38.52
20210825-REG			NM RHC (900006/1) 08/25/2021 (REG)		11000-	- 23123-	-	-	1,152.44
					24101-	- 23123-	-	-	73.34
					24106-	- 23123-	-	-	59.13
					24154-	- 23123-	-	-	2.26
					24189-	- 23123-	-	-	9.21
					24308-	- 23123-	-	-	73.16
					27502-	- 23123-	-	-	13.66
Check # 12804	11000	09/09/2021	Check Amt	<b>15,645.18</b>	Status	<b>Cleared</b>	<b>NMPSIA (900001/1)</b>		
20210810-AUG			NMPSIA (900001/1) 08/10/2021 (AUG)		11000-	- 23125-	-	-	4,219.46
					24101-	- 23125-	-	-	516.12
					24106-	- 23125-	-	-	244.38
					24189-	- 23125-	-	-	46.49
20210810-REG			NMPSIA (900001/1) 08/10/2021 (REG)		11000-	- 23125-	-	-	2,353.49
					24308-	- 23125-	-	-	475.07
20210825-REG			NMPSIA (900001/1) 08/25/2021 (REG)		11000-	- 23125-	-	-	7,051.66
					24101-	- 23125-	-	-	387.42
					24106-	- 23125-	-	-	244.38
					24189-	- 23125-	-	-	50.24
					24308-	- 23125-	-	-	664.03
					27502-	- 23125-	-	-	51.38
DP22-00004			2021 08 NMPSIA Adj		11000-	- 23125-	-	-	658.94-

Bank Account 120MAIN - Wells Fargo Operating Account

Payment Id	Comment						
* Break in sequence							
Check # 12806	24308	09/10/2021	Check Amt	15,730.85	Status Cleared	VIG Solutions Inc (010144/1)	
10389	Staff Chromebooks					24308- 1000- 57332- 1010- 512001- 0000- 00000	15,730.85
Check # 12807	11000	09/10/2021	Check Amt	46.82	Status Cleared	New Mexico Gas Company (001288/1)	
20210823	Utilities - Gas					11000- 2600- 54412- 0000- 512001- 0000- 00000	46.82
Check # 12808	11000	09/10/2021	Check Amt	10.59	Status Cleared	ABCWUA (001289/1)	
157126003507	Water Utilities					11000- 2600- 54415- 0000- 512001- 0000- 00000	10.59
Check # 12809	11000	09/10/2021	Check Amt	10,378.92	Status Cleared	ACES (001522/2)	
8121	Business Manager Services & Software					11000- 2500- 53414- 0000- 512001- 0000- 00000	10,378.92
Check # 12810	11000	09/10/2021	Check Amt	329.96	Status Cleared	ACR LLC (001267/2)	
6062	STARS					11000- 2100- 55915- 0000- 512001- 0000- 00000	329.96
Check # 12811	11000	09/10/2021	Check Amt	28.39	Status Cleared	Albuquerque Publishing Co (000259/2)	
0001525530-01	Advertisement					11000- 2500- 55400- 0000- 512001- 0000- 00000	28.39
Check # 12812	11000	09/10/2021	Check Amt	540.34	Status Printed	Arness, Tani (000696/1)	
48446065	Indeed -Job Advertising- Reimbursement					11000- 2300- 55400- 0000- 512001- 0000- 00000	540.34
Check # 12813	11000	09/10/2021	Check Amt	643.97	Status Cleared	Century Link (001355/1)	
239053143	Phone, Fax Service					11000- 2600- 54416- 0000- 512001- 0000- 00000	643.97
Check # 12814	11000	09/10/2021	Check Amt	1,510.25	Status Cleared	Charter School Nursing (000847/1)	
12312018-168	Nurse Services					11000- 2100- 53414- 0000- 512001- 0000- 00000	1,510.25
Check # 12815	11000	09/10/2021	Check Amt	1,132.69	Status Cleared	Charter School Testing Svcs. (000307/1)	
2122003	Testing Services					11000- 2200- 55915- 0000- 512001- 0000- 00000	1,132.69
Check # 12816	11000	09/10/2021	Check Amt	4,854.38	Status Cleared	CliftonLarsonAllen LLP (901009/1)	
2991925	Audit Services					11000- 2300- 53411- 0000- 512001- 0000- 00000	4,854.38
Check # 12817	11000	09/10/2021	Check Amt	664.18	Status Cleared	Cuddy & McCarthy LLP (010009/1)	
11587	Attorney Fees					11000- 2300- 53413- 0000- 512001- 0000- 00000	664.18
Check # 12818	23000	09/10/2021	Check Amt	234.14	Status Printed	Dions (001411/1)	
42770	Staff Lunch for Registration 8/3					23000- 3100- 56116- 0000- 512001- 0000- 00000	114.44
42770A	Staff Lunch for Registration 8/5					23000- 3100- 56116- 0000- 512001- 0000- 00000	119.70
Check # 12819	11000	09/10/2021	Check Amt	566.34	Status Cleared	LaBarge Landscape (010003/1)	
42006	Landscaping Services					11000- 2600- 54312- 0000- 512001- 0000- 00000	566.34
Check # 12820	11000	09/10/2021	Check Amt	474.65	Status Cleared	Precision Security, LLC (010046/1)	
130656	Security Services					11000- 2600- 55915- 0000- 512001- 0000- 00000	474.65
Check # 12821	11000	09/10/2021	Check Amt	539.38	Status Printed	Richard M. Romero Consulting (001407/1)	

Selection Sorted by Check Number, Inv #, Include Address=No, (Org = 120, Source = N, Pay To = N, Payment Method = N, Starting Check Date = 9/1/2021, Ending Check Date = 9/30/2021, Summary? = N, Sort/Group 1 = , Sort/Group 2 = )



Bank Account 120MAIN - Wells Fargo Operating Account

Payment Id	Comment						
Check # 12821	11000	09/10/2021	Check Amt	539.38	Status Printed	Richard M. Romero Consulting (001407/1) - continued	
1596		Lobbyist Services FY22				11000- 2300- 55915- 0000- 512001- 0000- 00000	539.38
Check # 12822	11000	09/10/2021	Check Amt	1,324.11	Status Cleared	ServiceMaster OpCo Holdings LLC (010125/2)	
14543		Cleaning Services				11000- 2600- 55915- 0000- 512001- 0000- 00000	1,324.11
Check # 12823	11000	09/10/2021	Check Amt	2,195.00	Status Cleared	Siarza Social Digital LLC (010147/1)	
02870		Siarza Integrated Marketing Plan				11000- 2500- 55400- 0000- 512001- 0000- 00000	2,195.00
Check # 12824	11000	09/10/2021	Check Amt	50.00	Status Cleared	TSA Consulting Group, Inc. (001363/1)	
70145		Section 403B Admin. Charges				11000- 2500- 55915- 0000- 512001- 0000- 00000	50.00
Check # 12825	11000	09/10/2021	Check Amt	106.38	Status Cleared	Verizon Wireless (000658/1)	
9886778796		Cell Phone Services				11000- 2600- 54416- 0000- 512001- 0000- 00000	106.38
Check # 12826	11000	09/10/2021	Check Amt	358.65	Status Cleared	Waste Management of New Mexico (001428/1)	
0065520-0573-5		Waste Mangement				11000- 2600- 54415- 0000- 512001- 0000- 00000	358.65
Check # 12827	11000	09/10/2021	Check Amt	542.19	Status Cleared	Matthews Fox, P.C. (001194/1)	
16399		Attorney Fees				11000- 2300- 53413- 0000- 512001- 0000- 00000	542.19
* Break in sequence							
Check # 12829	11000	09/10/2021	Check Amt	2,393.13	Status Cleared	NM Taxation/Revenue Department (900003/1)	
20210810-AUG		NM Taxation/Revenue Department (900003/1) 08/10/2021 (AUG)				11000- - 23142- - - -	550.95
						24101- - 23142- - - -	38.88
						24106- - 23142- - - -	54.56
						24154- - 23142- - - -	3.75
						24189- - 23142- - - -	8.63
20210810-REG		NM Taxation/Revenue Department (900003/1) 08/10/2021 (REG)				11000- - 23142- - - -	446.07
						24308- - 23142- - - -	12.67
20210825-REG		NM Taxation/Revenue Department (900003/1) 08/25/2021 (REG)				11000- - 23142- - - -	1,110.54
						24101- - 23142- - - -	36.11
						24106- - 23142- - - -	59.18
						24154- - 23142- - - -	2.93
						24189- - 23142- - - -	8.87
						24308- - 23142- - - -	46.02
						27502- - 23142- - - -	13.97
* Break in sequence							
Check # 12831	11000	09/13/2021	Check Amt	200.00	Status Cleared	EPARS TSA Consulting Group Inc (901000/1)	

Selection Sorted by Check Number, Inv #, Include Address=No, (Org = 120, Source = N, Pay To = N, Payment Method = N, Starting Check Date = 9/1/2021, Ending Check Date = 9/30/2021, Summary? = N, Sort/Group 1 = , Sort/Group 2 = )



Bank Account 120MAIN - Wells Fargo Operating Account

Payment Id	Comment							
* Break in sequence								
Check # 12831	11000	09/13/2021	Check Amt	200.00	Status Cleared	EPARS TSA Consulting Group Inc (901000/1) - continued		
20210810-AUG			EPARS TSA Consulting Group Inc (901000/1) 08/10/2021		11000-	- 23147-	-	100.00
			(AUG)					
20210825-REG			EPARS TSA Consulting Group Inc (901000/1) 08/25/2021		11000-	- 23147-	-	100.00
			(REG)					
Check # 12832	11000	09/14/2021	Check Amt	171.52	Status Cleared	AAA Organic Pest Control, Inc. (001306/1)		
365582			Pest Control		11000- 2600- 55915- 0000- 512001- 0000- 00000			171.52
Check # 12833	11000	09/14/2021	Check Amt	18.21	Status Cleared	ABCWUA (001289/1)		
505749302505			Water Utilities		11000- 2600- 54415- 0000- 512001- 0000- 00000			18.21
Check # 12834	11000	09/14/2021	Check Amt	3,000.00	Status Cleared	FundEd, L.L.C. / Getfunded (001151/1)		
1906			E-Rate Consulting		11000- 1000- 55915- 1010- 512001- 0000- 00000			3,000.00
Check # 12835	11000	09/14/2021	Check Amt	90.22	Status Cleared	Century Link (001355/1)		
156B 20210828			Phone, Fax Service		11000- 2600- 54416- 0000- 512001- 0000- 00000			90.22
Check # 12836	11000	09/14/2021	Check Amt	108.04	Status Cleared	Century Link (001355/1)		
272B 20210901			Phone, Fax Service		11000- 2600- 54416- 0000- 512001- 0000- 00000			108.04
Check # 12837	11000	09/20/2021	Check Amt	308.45	Status Cleared	ABCWUA (001289/1)		
515573571915			Water Utilities		11000- 2600- 54415- 0000- 512001- 0000- 00000			308.45
Check # 12838	11000	09/20/2021	Check Amt	610.35	Status Printed	Amazon.com (001361/1)		
434849836998			AC Chargers for Chromebooks		11000- 1000- 56118- 1010- 512001- 0000- 00000			484.02
539674658793			Classroom Supplies		11000- 1000- 56118- 1010- 512001- 0000- 00000			31.32
988377863479			Classroom Supplies		11000- 1000- 56118- 1010- 512001- 0000- 00000			95.01
Check # 12839	24106	09/20/2021	Check Amt	352.98	Status Cleared	CES (000327/3)		
36-039447			Diagnosticians		24106- 2100- 53211- 2000- 512001- 0000- 00000			352.98
Check # 12840	11000	09/20/2021	Check Amt	5,933.13	Status Cleared	CliftonLarsonAllen LLP (901009/1)		
2999846			Audit Services		11000- 2300- 53411- 0000- 512001- 0000- 00000			5,933.13
Check # 12841	11000	09/20/2021	Check Amt	155.50	Status Cleared	CNM Bookstore (000864/2)		
1070347			Onyka R boni		11000- 1000- 56112- 1010- 512001- 0000- 00000			155.50
Check # 12842	11000	09/20/2021	Check Amt	1,514.57	Status Cleared	Gerald S. Lackey (010149/1)		
1037			Network Consulting, LLC		11000- 2500- 53414- 0000- 512001- 0000- 00000			1,514.57
Check # 12843	11000	09/20/2021	Check Amt	147.00	Status Cleared	Pitney Bowes (000762/1)		
20210914			Postage and Postal Rental		11000- 2500- 54620- 0000- 512001- 0000- 00000			147.00
Check # 12844	11000	09/20/2021	Check Amt	53.88	Status Printed	Amazon.com (001361/1)		
493898698763			Classroom Supplies		11000- 1000- 56118- 1010- 512001- 0000- 00000			53.88

Selection Sorted by Check Number, Inv #, Include Address=No, (Org = 120, Source = N, Pay To = N, Payment Method = N, Starting Check Date = 9/1/2021, Ending Check Date = 9/30/2021, Summary? = N, Sort/Group 1 = , Sort/Group 2 = )



Bank Account 120MAIN - Wells Fargo Operating Account

Payment Id	Comment							
Check # 12845	11000	09/20/2021	Check Amt	135.55	Status Cleared	Cuddy & McCarthy LLP (010009/1)		
12371		Attorney Fees				11000- 2300- 53413- 0000- 512001- 0000- 00000	135.55	
Check # 12846	11000	09/20/2021	Check Amt	4,315.00	Status Cleared	Gerald S. Lackey (010149/1)		
1027		Network services				11000- 2500- 53414- 0000- 512001- 0000- 00000	4,315.00	
Check # 12847	11000	09/20/2021	Check Amt	1,589.40	Status Cleared	Wells Fargo Financial (000647/1)		
5016533599		Copy Machine Lease				11000- 2500- 54620- 0000- 512001- 0000- 00000	1,589.40	
* Break in sequence								
Check # 12849	11000	09/28/2021	Check Amt	94.81	Status Printed	Amazon.com (001361/1)		
453564734977		Registration Supplies				11000- 1000- 56118- 1010- 512001- 0000- 00000	94.81	
Check # 12850	11000	09/28/2021	Check Amt	111.83	Status Printed	Bowers, Amy (010106/1)		
111-1183119-3287413		Self-Care Items				11000- 1000- 56118- 1010- 512001- 0000- 00000	64.91	
111-8341174-0140217		Self-Care Items				11000- 1000- 56118- 1010- 512001- 0000- 00000	13.95	
20210908		Self-Care Items				11000- 1000- 56118- 1010- 512001- 0000- 00000	32.97	
Check # 12851	11000	09/28/2021	Check Amt	1,132.69	Status Printed	Charter School Testing Svcs. (000307/1)		
2122012		Testing Services				11000- 2200- 55915- 0000- 512001- 0000- 00000	82.69	
						11000- 2600- 55915- 0000- 512001- 0000- 00000	1,050.00	
Check # 12852	11000	09/28/2021	Check Amt	47.02	Status Printed	New Mexico Gas Company (001288/1)		
20210922		Utilities - Gas				11000- 2600- 54412- 0000- 512001- 0000- 00000	47.02	
Check # 12853	11000	09/28/2021	Check Amt	1,391.79	Status Cleared	PNM (000528/1)		
20210920		Utilities - Electriciy				11000- 2600- 54411- 0000- 512001- 0000- 00000	1,391.79	
Check # 12854	11000	09/28/2021	Check Amt	826.88	Status Printed	PowerSchool Group LLC (010083/2)		
INV278275		PowerSchool SIS Subscriptions				11000- 2100- 56113- 0000- 512001- 0000- 00000	826.88	
Check # 12855	11000	09/28/2021	Check Amt	3,500.00	Status Printed	Nearpod Inc (010148/1)		
INV45823		Online Library				11000- 1000- 56112- 1010- 512001- 0000- 00000	3,500.00	
Check # 12856	11000	09/30/2021	Check Amt	38,733.42	Status Cleared	CCCS Education Foundation (001285/1)		
102		Rent				11000- 2600- 54610- 0000- 512001- 0000- 00000	38,733.42	
<b>Number of Items</b>		<b>51</b>	<b>143,199.60</b>		<b>Totals for Org 2</b>			



Bank Account 120MAIN - Wells Fargo Operating Account

2022 Org Recap

120 - Cesar Chavez Community

Check # 12798 through ACH-00002464 Total Count 97 \$227,103.67

11000-11011*		121,327.04-
11000-23123	1,639.62	
11000-23124	14,127.74	
11000-23125	12,965.67	
11000-23142	2,107.56	
11000-23147	200.00	
11000-53411	10,787.51	
11000-53413	1,341.92	
11000-53414	17,718.74	
11000-54312	566.34	
11000-54411	1,391.79	
11000-54412	93.84	
11000-54415	695.90	
11000-54416	948.61	
11000-54610	38,733.42	
11000-54620	1,736.40	
11000-55400	2,763.73	
11000-55915	8,155.00	
11000-56112	3,655.50	
11000-56113	826.88	
11000-56118	870.87	
<b>Totals for Fund 11000</b>	<b>121,327.04</b>	<b>121,327.04-</b>
23000-11011*		234.14-
23000-56116	234.14	
<b>Totals for Fund 23000</b>	<b>234.14</b>	<b>234.14-</b>
24101-11011*		1,683.84-
24101-23123	73.34	
24101-23124	631.97	
24101-23125	903.54	
24101-23142	74.99	
<b>Totals for Fund 24101</b>	<b>1,683.84</b>	<b>1,683.84-</b>
24106-11011*		1,524.07-

Bank Account 120MAIN - Wells Fargo Operating Account

2022 Org Recap (continued)

120 - Cesar Chavez Community

Check # 12798 through ACH-00002464 Total Count 97 \$227,103.67 (continued)

24106-23123	59.13	
24106-23124	509.46	
24106-23125	488.76	
24106-23142	113.74	
24106-53211	352.98	
<b>Totals for Fund 24106</b>	<b>1,524.07</b>	<b>1,524.07-</b>
24154-11011*		28.33-
24154-23123	2.26	
24154-23124	19.39	
24154-23142	6.68	
<b>Totals for Fund 24154</b>	<b>28.33</b>	<b>28.33-</b>
24189-11011*		202.78-
24189-23123	9.21	
24189-23124	79.34	
24189-23125	96.73	
24189-23142	17.50	
<b>Totals for Fund 24189</b>	<b>202.78</b>	<b>202.78-</b>
24308-11011*		18,002.61-
24308-23123	111.68	
24308-23124	962.29	
24308-23125	1,139.10	
24308-23142	58.69	
24308-57332	15,730.85	
<b>Totals for Fund 24308</b>	<b>18,002.61</b>	<b>18,002.61-</b>
27502-11011*		196.79-
27502-23123	13.66	
27502-23124	117.78	
27502-23125	51.38	
27502-23142	13.97	
<b>Totals for Fund 27502</b>	<b>196.79</b>	<b>196.79-</b>

**Bank Account 120MAIN - Wells Fargo Operating Account**

**2022 Org Recap (continued)**

Totals for Org 120	143,199.60	143,199.60-
Net change to Cash 11011	143,199.60- Credit	

\* denotes System Generated entry

**Bank Account 120MAIN - Wells Fargo Operating Account**

**2022 Org Recap (continued)**

---

<b>Number of Items</b>	<b>51</b>	<b>143,199.60</b>	<b>Report Totals</b>
------------------------	-----------	-------------------	----------------------

---

Cesar Chavez Community School  
 Projected Capital Resources for Building Purchase  
 FY2022

Fund	Balance as of 09/30/2021	Balance as of 08/31/2021	Balance as of 07/31/2021	Balance as of 06/30/2021	Balance as of 05/31/2021	Balance as of 04/30/2021	Balance as of 03/31/2021	Balance as of 02/28/2021	Balance as of 01/31/2021
Operational - Cash	998,615	1,008,738	976,617	1,015,060	1,052,864	1,031,557	991,839	991,770	950,472
HB-33 - Fund 31600	688,805	688,350	687,233	684,184	638,356	627,412	624,198	622,774	620,680
SB-9 - Local - Fund 31701	459,178	458,947	458,386	456,859	433,450	427,986	426,353	425,633	424,585
Capital Outlay 2019 -Fund 31400									
Capital Outlay 2018- Fund 31400									
	2,146,598	2,156,035	2,122,236	2,156,103	2,124,671	2,086,954	2,042,391	2,040,177	1,995,738
15% SEG Reserve	(342,000)	(342,000)	(342,000)	(342,000)	(342,000)	(342,000)	(342,000)	(342,000)	(342,000)
Total School Funds Available	1,804,598	1,814,035	1,780,236	1,814,103	1,782,671	1,744,954	1,700,391	1,698,177	1,653,738

# Finance Committee Documents

Balances through 09/30/2021					Fiscal Year 2021/22	
Funds- Func- Obj ct - Pr gm- Locat n- JbCl - Opt nI	Description	Adopted Budget	Revised Budget	Revenue	Account Balance	
<b>Funds 11000 - Operational, Func 0000 - NoFunctionCode</b>						
11000- 0000- 41980- 0000- 512001- 0000- 00000	RefPriorYearExp			125.12	125.12-	
11000- 0000- 43101- 0000- 512001- 0000- 00000	StEqulzGuarantee	2,145,343.00	2,183,652.00	545,801.94	1,637,850.06	
11000- 0000- 46100- 0000- 512001- 0000- 00000	AccessBrdE-Rate	13,985.00	13,985.00		13,985.00	
<b>Total for Funds 11000, Func 0000 and Revenue accounts</b>		<b>2,159,328.00</b>	<b>2,197,637.00</b>	<b>545,927.06</b>	<b>1,651,709.94</b>	
<b>Funds 21000 - Food Svcs, Func 0000 - NoFunctionCode</b>						
21000- 0000- 44500- 0000- 512001- 0000- 00000	ResGtsFedThruSt	40,000.00	40,000.00		40,000.00	
<b>Total for Funds 21000, Func 0000 and Revenue accounts</b>		<b>40,000.00</b>	<b>40,000.00</b>	<b>.00</b>	<b>40,000.00</b>	
<b>Funds 23000 - Non-InstrctSupp, Func 0000 - NoFunctionCode</b>						
23000- 0000- 41920- 0000- 512001- 0000- 00000	PrivContrbsDntn			86.03	86.03-	
<b>Total for Funds 23000, Func 0000 and Revenue accounts</b>		<b>.00</b>	<b>.00</b>	<b>86.03</b>	<b>86.03-</b>	
<b>Funds 24101 - Title I - IASA, Func 0000 - NoFunctionCode</b>						
24101- 0000- 44500- 0000- 512001- 0000- 00000	ResGtsFedThruSt	93,034.00	93,034.00		93,034.00	
24101- 0000- 44504- 0000- 512001- 0000- 00000	Revenue			47,377.44	47,377.44-	
<b>Total for Funds 24101, Func 0000 and Revenue accounts</b>		<b>93,034.00</b>	<b>93,034.00</b>	<b>47,377.44</b>	<b>45,656.56</b>	
<b>Funds 24106 - IDEABEntitlemnt, Func 0000 - NoFunctionCode</b>						
24106- 0000- 44500- 0000- 512001- 0000- 00000	ResGtsFedThruSt	46,060.00	46,060.00		46,060.00	
24106- 0000- 44504- 0000- 512001- 0000- 00000	Revenue	22,721.00	22,721.00	30,276.76	7,555.76-	
<b>Total for Funds 24106, Func 0000 and Revenue accounts</b>		<b>68,781.00</b>	<b>68,781.00</b>	<b>30,276.76</b>	<b>38,504.24</b>	
<b>Funds 24154 - TchPrinTrainRec, Func 0000 - NoFunctionCode</b>						
24154- 0000- 44500- 0000- 512001- 0000- 00000	ResGtsFedThruSt	9,741.00	9,741.00		9,741.00	
24154- 0000- 44504- 0000- 512001- 0000- 00000	Revenue			5,675.82	5,675.82-	
<b>Total for Funds 24154, Func 0000 and Revenue accounts</b>		<b>9,741.00</b>	<b>9,741.00</b>	<b>5,675.82</b>	<b>4,065.18</b>	
<b>Funds 24189 - SSAE Title IV, Func 0000 - NoFunctionCode</b>						
24189- 0000- 44500- 0000- 512001- 0000- 00000	ResGtsFedThruSt	10,000.00	10,000.00		10,000.00	
24189- 0000- 44504- 0000- 512001- 0000- 00000	Revenue			4,061.08	4,061.08-	
<b>Total for Funds 24189, Func 0000 and Revenue accounts</b>		<b>10,000.00</b>	<b>10,000.00</b>	<b>4,061.08</b>	<b>5,938.92</b>	
<b>Funds 24190 - Title I CSI, Func 0000 - NoFunctionCode</b>						
24190- 0000- 44504- 0000- 512001- 0000- 00000	Revenue			15,529.46	15,529.46-	
<b>Total for Funds 24190, Func 0000 and Revenue accounts</b>		<b>.00</b>	<b>.00</b>	<b>15,529.46</b>	<b>15,529.46-</b>	
<b>Funds 24301 - CARES Act, Func 0000 - NoFunctionCode</b>						
24301- 0000- 44504- 0000- 512001- 0000- 00000	Revenue			10,661.57	10,661.57-	

Selection Grouped by Account Type, Filtered by User Permissions, (Org = 120, Online/Offline = N, Period = 3, UnPosted JEs? = N, Assets and Liabilities? = N, Restricted Accts? = Y, Obj Digits = 0, Page Break Lvl = )

Balances through 09/30/2021				Fiscal Year 2021/22	
Funds- Func- Obj ct - Pr gm- Locat n- JbCl - Opt nI	Description	Adopted Budget	Revised Budget	Revenue	Account Balance
<b>Total for Funds 24301, Func 0000 and Revenue accounts</b>		<b>.00</b>	<b>.00</b>	<b>10,661.57</b>	<b>10,661.57-</b>
<b>Funds 24308 - CRRSA, ESSER II, Func 0000 - NoFunctionCode</b>					
24308- 0000- 44500- 0000- 512001- 0000- 00000	ResGtsFedThruSt	308,265.00	308,265.00		308,265.00
24308- 0000- 44504- 0000- 512001- 0000- 00000	Revenue			10,416.98	10,416.98-
<b>Total for Funds 24308, Func 0000 and Revenue accounts</b>		<b>308,265.00</b>	<b>308,265.00</b>	<b>10,416.98</b>	<b>297,848.02</b>
<b>Funds 26207 - CNM Foundation, Func 0000 - NoFunctionCode</b>					
26207- 0000- 41921- 0000- 512001- 0000- 00000	InstCategorical	500.00	500.00		500.00
<b>Total for Funds 26207, Func 0000 and Revenue accounts</b>		<b>500.00</b>	<b>500.00</b>	<b>.00</b>	<b>500.00</b>
<b>Funds 27107 - 2012GOBondsSB66, Func 0000 - NoFunctionCode</b>					
27107- 0000- 43202- 0000- 512001- 0000- 00000	StFlowThruGrant	2,873.00	2,873.00		2,873.00
27107- 0000- 43204- 0000- 512001- 0000- 00000	PriorYearBalnce	3,444.00	3,444.00		3,444.00
<b>Total for Funds 27107, Func 0000 and Revenue accounts</b>		<b>6,317.00</b>	<b>6,317.00</b>	<b>.00</b>	<b>6,317.00</b>
<b>Funds 27502 - Next Gen CTE, Func 0000 - NoFunctionCode</b>					
27502- 0000- 43202- 0000- 512001- 0000- 00000	StFlowThruGrant	20,758.00	20,758.00		20,758.00
27502- 0000- 43204- 0000- 512001- 0000- 00000	PriorYearBalnce			16,176.76	16,176.76-
<b>Total for Funds 27502, Func 0000 and Revenue accounts</b>		<b>20,758.00</b>	<b>20,758.00</b>	<b>16,176.76</b>	<b>4,581.24</b>
<b>Funds 31200 - PubSchCapOutlay, Func 0000 - NoFunctionCode</b>					
31200- 0000- 43209- 0000- 512001- 0000- 00000	PSCOC Awards			37,084.25	37,084.25-
<b>Total for Funds 31200, Func 0000 and Revenue accounts</b>		<b>.00</b>	<b>.00</b>	<b>37,084.25</b>	<b>37,084.25-</b>
<b>Funds 31400 - SpcCapOutlaySt, Func 0000 - NoFunctionCode</b>					
31400- 0000- 43202- 0000- 512001- 0000- 00000	StFlowThruGrant	200,000.00	200,000.00		200,000.00
31400- 0000- 43204- 0000- 512001- 0000- 00000	PriorYearBalnce	20,601.00	20,601.00		20,601.00
<b>Total for Funds 31400, Func 0000 and Revenue accounts</b>		<b>220,601.00</b>	<b>220,601.00</b>	<b>.00</b>	<b>220,601.00</b>
<b>Funds 31600 - CapImprvmtsHB33, Func 0000 - NoFunctionCode</b>					
31600- 0000- 41110- 0000- 512001- 0000- 00000	AdValoremTaxDst	163,370.00	163,370.00	4,667.31	158,702.69
<b>Total for Funds 31600, Func 0000 and Revenue accounts</b>		<b>163,370.00</b>	<b>163,370.00</b>	<b>4,667.31</b>	<b>158,702.69</b>
<b>Funds 31700 - CapImprvmtsSB-9, Func 0000 - NoFunctionCode</b>					
31700- 0000- 43204- 0000- 512001- 0000- 00000	PriorYearBalnce			18,023.86	18,023.86-
<b>Total for Funds 31700, Func 0000 and Revenue accounts</b>		<b>.00</b>	<b>.00</b>	<b>18,023.86</b>	<b>18,023.86-</b>
<b>Funds 31701 - CapImprvsSB9Loc, Func 0000 - NoFunctionCode</b>					
31701- 0000- 41110- 0000- 512001- 0000- 00000	AdValoremTaxDst	82,734.00	82,734.00	2,343.41	80,390.59
<b>Total for Funds 31701, Func 0000 and Revenue accounts</b>		<b>82,734.00</b>	<b>82,734.00</b>	<b>2,343.41</b>	<b>80,390.59</b>

Selection Grouped by Account Type, Filtered by User Permissions, (Org = 120, Online/Offline = N, Period = 3, UnPosted JEs? = N, Assets and Liabilities? = N, Restricted Accts? = Y, Objct = 4, Obj Digits = 0, Page Break Lvl = )



Balances through 09/30/2021				Fiscal Year 2021/22	
Funds- Func- Obj ct - Pr gm- Locat n- JbCl - Opt nl	Description	Adopted Budget	Revised Budget	Revenue	Account Balance
<b>Funds 31703 - SB9StateMatch, Func 0000 - NoFunctionCode</b>					
31703- 0000- 43202- 0000- 512001- 0000- 00000	StFlowThruGrant	5,485.00	5,485.00		5,485.00
<b>Total for Funds 31703, Func 0000 and Revenue accounts</b>		<b>5,485.00</b>	<b>5,485.00</b>	<b>.00</b>	<b>5,485.00</b>
<b>Total for Org 120 - Cesar Chavez Community</b>		<b>3,188,914.00</b>	<b>3,227,223.00</b>	<b>748,307.79</b>	<b>2,478,915.21</b>

Balances through 09/30/2021						Fiscal Year 2021/22
Funds- Func- Obj ct - Pr gm- Locat n- JbCl - Opt nl	Description	Adopted Budget	Revised Budget	Encumbered	Expenditure	Account Balance
<b>Funds 11000 - Operational, Func 1000 - Instruction</b>						
11000- 1000- 51100- 1010- 512001- 1411- 00000	SalariesExpense,Teachers	356,992.00	356,992.00	351,010.70	53,917.78	47,936.48-
11000- 1000- 51100- 1010- 512001- 1711- 00000	SalariesExpense,InstAsst1	7,734.00	7,734.00	6,759.48	965.64	8.88
11000- 1000- 51100- 2000- 512001- 1412- 00000	SalariesExpense,Teachers	127,700.00	127,700.00	112,945.14	16,135.02	1,380.16-
11000- 1000- 51100- 2000- 512001- 1712- 00000	SalariesExpense,InstAsstS	7,650.00	7,650.00	25,704.00	4,896.00	22,950.00-
11000- 1000- 51300- 1010- 512001- 1411- 00000	AddtnlCompenstn, Teachers	12,572.00	12,572.00	15,381.55	2,349.62	5,159.17-
11000- 1000- 51300- 1010- 512001- 1711- 00000	AddtnlCompenstn,InstAsst1	10,500.00	10,500.00	9,117.57	1,507.51	125.08-
11000- 1000- 51300- 2000- 512001- 1412- 00000	AddtnlCompenstn, Teachers			1,715.00	420.00	2,135.00-
11000- 1000- 51300- 2000- 512001- 1712- 00000	AddtnlCompenstn,InstAsstS			2,835.00	540.00	3,375.00-
11000- 1000- 51300- 4010- 512001- 1416- 00000	AddtnlCompenstn, TeachersO	5,000.00	5,000.00			5,000.00
11000- 1000- 51300- 4040- 512001- 1411- 00000	AddtnlCompenstn, Teachers		38,309.00		2,000.00	36,309.00
11000- 1000- 51300- 9000- 512001- 1411- 00000	AddtnlCompenstn, Teachers	825.00	825.00			825.00
11000- 1000- 52111- 1010- 512001- 0000- 00000	EducRetirement	58,760.00	58,760.00	56,800.61	8,687.12	6,727.73-
11000- 1000- 52111- 2000- 512001- 0000- 00000	EducRetirement	20,507.00	20,507.00	21,323.40	3,246.79	4,063.19-
11000- 1000- 52111- 4010- 512001- 0000- 00000	EducRetirement	758.00	758.00			758.00
11000- 1000- 52111- 4040- 512001- 0000- 00000	EducRetirement				303.00	303.00-
11000- 1000- 52111- 9000- 512001- 0000- 00000	EducRetirement	126.00	126.00			126.00
11000- 1000- 52112- 1010- 512001- 0000- 00000	ERARetireeHlth	7,758.00	7,758.00	7,498.52	1,146.86	887.38-
11000- 1000- 52112- 2000- 512001- 0000- 00000	ERARetireeHlth	2,707.00	2,707.00	2,815.05	428.63	536.68-
11000- 1000- 52112- 4010- 512001- 0000- 00000	ERARetireeHlth	100.00	100.00			100.00
11000- 1000- 52112- 4040- 512001- 0000- 00000	ERARetireeHlth				40.00	40.00-
11000- 1000- 52112- 9000- 512001- 0000- 00000	ERARetireeHlth	17.00	17.00			17.00
11000- 1000- 52210- 1010- 512001- 0000- 00000	FICA Payments	24,048.00	24,048.00	22,420.43	3,459.40	1,831.83-
11000- 1000- 52210- 2000- 512001- 0000- 00000	FICA Payments	8,393.00	8,393.00	8,326.36	1,279.92	1,213.28-
11000- 1000- 52210- 4010- 512001- 0000- 00000	FICA Payments	310.00	310.00			310.00
11000- 1000- 52210- 4040- 512001- 0000- 00000	FICA Payments				124.00	124.00-
11000- 1000- 52210- 9000- 512001- 0000- 00000	FICA Payments	53.00	53.00			53.00
11000- 1000- 52220- 1010- 512001- 0000- 00000	MedicarePaymnts	6,199.00	6,199.00	5,243.63	809.08	146.29
11000- 1000- 52220- 2000- 512001- 0000- 00000	MedicarePaymnts	1,964.00	1,964.00	1,947.33	299.33	282.66-
11000- 1000- 52220- 4010- 512001- 0000- 00000	MedicarePaymnts	262.00	262.00			262.00
11000- 1000- 52220- 4040- 512001- 0000- 00000	MedicarePaymnts				29.00	29.00-
11000- 1000- 52220- 9000- 512001- 0000- 00000	MedicarePaymnts	200.00	200.00			200.00
11000- 1000- 52311- 1010- 512001- 0000- 00000	Hth&MedPremiums	48,313.00	48,313.00	44,988.32	6,374.26	3,049.58-
11000- 1000- 52311- 2000- 512001- 0000- 00000	Hth&MedPremiums	18,471.00	18,471.00	19,779.27	2,989.03	4,297.30-
11000- 1000- 52312- 1010- 512001- 0000- 00000	Life	430.00	430.00	203.82	30.78	195.40
11000- 1000- 52312- 2000- 512001- 0000- 00000	Life	129.00	129.00	83.16	13.20	32.64
11000- 1000- 52313- 1010- 512001- 0000- 00000	Dental	2,201.00	2,201.00	2,732.66	421.60	953.26-

Selection Grouped by Account Type, Filtered by User Permissions, (Org = 120, Online/Offline = N, Period = 3, UnPosted JEs? = N, Assets and Liabilities? = N, Restricted Accts? = Y, Obj Digits = 0, Page Break Lvl = )

Balances through 09/30/2021						Fiscal Year 2021/22
Funds- Func- Obj ct - Pr gm- Locat n- JbCl - Opt nl	Description	Adopted Budget	Revised Budget	Encumbered	Expenditure	Account Balance
<b>Funds 11000 - Operational, Func 1000 - Instruction (continued)</b>						
11000- 1000- 52313- 2000- 512001- 0000- 00000	Dental	760.00	760.00	820.47	127.22	187.69-
11000- 1000- 52314- 1010- 512001- 0000- 00000	Vision	375.00	375.00	466.12	72.11	163.23-
11000- 1000- 52314- 2000- 512001- 0000- 00000	Vision	156.00	156.00	169.05	26.34	39.39-
11000- 1000- 52315- 1010- 512001- 0000- 00000	Disability	414.00	414.00	360.89	51.55	1.56
11000- 1000- 52500- 1010- 512001- 0000- 00000	UnemploymntComp	677.00	677.00	723.20	46.51	92.71-
11000- 1000- 52500- 2000- 512001- 0000- 00000	UnemploymntComp	203.00	203.00	252.79	17.92	67.71-
11000- 1000- 52710- 1010- 512001- 0000- 00000	WorkersCompPrem	5,931.00	5,931.00		5,685.00	246.00
11000- 1000- 52710- 2000- 512001- 0000- 00000	WorkersCompPrem	2,200.00	2,200.00		2,200.00	
11000- 1000- 52720- 1010- 512001- 0000- 00000	WorkrsCompERFee	76.00	76.00	50.82	16.94	8.24
11000- 1000- 52720- 2000- 512001- 0000- 00000	WorkrsCompERFee	23.00	23.00	20.70	6.90	4.60-
11000- 1000- 53330- 1010- 512001- 0000- 00000	ProfessDevelop			240.00		240.00-
11000- 1000- 53414- 1010- 512001- 0000- 00000	OthProfTechSvcs	2,037.00	2,037.00		2,129.45	92.45-
11000- 1000- 53711- 1010- 512001- 0000- 00000	Other Charges	1,650.00	1,650.00	994.00	44.00	612.00
11000- 1000- 54610- 1010- 512001- 0000- 00000	RentLandBldngs	2,000.00	2,000.00	2,000.00		
11000- 1000- 55817- 1010- 512001- 0000- 00000	Student Travel	3,000.00	3,000.00			3,000.00
11000- 1000- 55819- 1010- 512001- 0000- 00000	EmpTravTeachers	250.00	250.00			250.00
11000- 1000- 55915- 1010- 512001- 0000- 00000	OthContractSvcs	22,250.00	22,250.00	19,000.00	3,000.00	250.00
11000- 1000- 56112- 1010- 512001- 0000- 00000	Other Textbooks	38,049.00	38,049.00	5,859.46	13,155.50	19,034.04
11000- 1000- 56112- 3000- 512001- 0000- 00000	Other Textbooks	250.00	250.00			250.00
11000- 1000- 56113- 1010- 512001- 0000- 00000	Software	2,500.00	2,500.00	3,581.17	2,233.01	3,314.18-
11000- 1000- 56118- 1010- 512001- 0000- 00000	GenSuppliesMats	10,000.00	10,000.00	1,051.40	1,513.75	7,434.85
11000- 1000- 57332- 1010- 512001- 0000- 00000	SupplAssets<\$5k	722,816.00	722,816.00		939.40	721,876.60
<b>Total for Func 1000 and Expense accounts</b>		<b>1,546,296.00</b>	<b>1,584,605.00</b>	<b>755,221.07</b>	<b>143,679.17</b>	<b>685,704.76</b>
<b>Funds 11000 - Operational, Func 2100 - SuppSvcsStudnts</b>						
11000- 2100- 51100- 0000- 512001- 1217- 00000	SalariesExpense,SecClerTe	42,300.00	42,300.00	34,041.73	8,958.35	700.08-
11000- 2100- 51100- 0000- 512001- 1218- 00000	SalariesExpense,SchlStude	105,501.00	105,501.00	136,416.92	29,583.40	60,499.32-
11000- 2100- 51100- 4025- 512001- 1214- 00000	SalariesExpense,Couns-Soc	132,100.00	132,100.00			132,100.00
11000- 2100- 51300- 0000- 512001- 1214- 00000	AddtnlCompenstn,Couns-Soc			735.00	140.00	875.00-
11000- 2100- 51300- 0000- 512001- 1217- 00000	AddtnlCompenstn,SecClerTe			665.00	140.00	805.00-
11000- 2100- 51300- 0000- 512001- 1218- 00000	AddtnlCompenstn,SchlStude			3,864.87	609.46	4,474.33-
11000- 2100- 52111- 0000- 512001- 0000- 00000	EducRetirement	36,680.00	36,680.00	26,097.23	5,867.80	4,714.97
11000- 2100- 52112- 0000- 512001- 0000- 00000	ERARetireeHlth	4,843.00	4,843.00	3,445.14	774.63	623.23
11000- 2100- 52210- 0000- 512001- 0000- 00000	FICA Payments	15,012.00	15,012.00	10,186.14	2,272.05	2,553.81
11000- 2100- 52220- 0000- 512001- 0000- 00000	MedicarePaymnts	3,512.00	3,512.00	2,382.28	531.37	598.35
11000- 2100- 52311- 0000- 512001- 0000- 00000	Hth&MedPremiums	41,314.00	41,314.00	25,432.94	6,203.64	9,677.42
11000- 2100- 52312- 0000- 512001- 0000- 00000	Life	228.00	228.00	102.96	23.76	101.28
Selection Grouped by Account Type, Filtered by User Permissions, (Org = 120, Online/Offline = N, Period = 3, UnPosted JEs? = N, Assets and Liabilities? = N, Restricted Accts? = Y, Objct = 5, Obj Digits = 0, Page Break Lvl = )						SCHOOLABILITY

Balances through 09/30/2021						Fiscal Year 2021/22
Funds- Func- Obj ct - Pr gm- Locat n- JbCl - Opt nI	Description	Adopted Budget	Revised Budget	Encumbered	Expenditure	Account Balance
<b>Funds 11000 - Operational, Func 2100 - SuppSvcsStudnts (continued)</b>						
11000- 2100- 52313- 0000- 512001- 0000- 00000	Dental	1,181.00	1,181.00	1,064.45	254.83	138.28-
11000- 2100- 52314- 0000- 512001- 0000- 00000	Vision	212.00	212.00	170.82	39.42	1.76
11000- 2100- 52315- 0000- 512001- 0000- 00000	Disability			118.94	31.30	150.24-
11000- 2100- 52500- 0000- 512001- 0000- 00000	UnemploymntComp	360.00	360.00	377.83	61.79	79.62-
11000- 2100- 52710- 0000- 512001- 0000- 00000	WorkersCompPrem	3,935.00	3,935.00		3,935.00	
11000- 2100- 52720- 0000- 512001- 0000- 00000	WorkrsCompERFee	40.00	40.00	27.60	9.20	3.20
11000- 2100- 53211- 2000- 512001- 0000- 00000	DiagsContracted	14,000.00	14,000.00	13,647.02		352.98
11000- 2100- 53213- 2000- 512001- 0000- 00000	OccThrpstCont	4,000.00	4,000.00	4,000.00	345.00	345.00-
11000- 2100- 53215- 2000- 512001- 0000- 00000	PsychologtsCont	2,000.00	2,000.00	2,000.00		
11000- 2100- 53414- 0000- 512001- 0000- 00000	OthProfTechSvcs	20,118.00	20,118.00	18,607.75	1,510.25	
11000- 2100- 55915- 0000- 512001- 0000- 00000	OthContractSvcs	3,776.00	3,776.00	3,495.64	329.96	49.60-
11000- 2100- 56113- 0000- 512001- 0000- 00000	Software	7,175.00	7,175.00	7,175.00	826.88	826.88-
11000- 2100- 56118- 0000- 512001- 0000- 00000	GenSuppliesMats	900.00	900.00			900.00
11000- 2100- 56118- 2000- 512001- 0000- 00000	GenSuppliesMats	192.00	192.00			192.00
<b>Total for Func 2100 and Expense accounts</b>		<b>439,379.00</b>	<b>439,379.00</b>	<b>294,055.26</b>	<b>62,448.09</b>	<b>82,875.65</b>
<b>Funds 11000 - Operational, Func 2200 - Suppt Svcs Inst</b>						
11000- 2200- 53330- 0000- 512001- 0000- 00000	ProfessDevelop	1,000.00	1,000.00			1,000.00
11000- 2200- 55915- 0000- 512001- 0000- 00000	OthContractSvcs	10,000.00	10,000.00	10,000.00	1,215.38	1,215.38-
11000- 2200- 56113- 0000- 512001- 0000- 00000	Software	4,000.00	4,000.00	4,000.00		
11000- 2200- 56118- 0000- 512001- 0000- 00000	GenSuppliesMats	1,852.00	1,852.00	1,152.00		700.00
<b>Total for Func 2200 and Expense accounts</b>		<b>16,852.00</b>	<b>16,852.00</b>	<b>15,152.00</b>	<b>1,215.38</b>	<b>484.62</b>
<b>Funds 11000 - Operational, Func 2300 - SupptSvcs-Admin</b>						
11000- 2300- 51100- 0000- 512001- 1111- 00000	SalariesExpense,Superinte	86,291.00	86,291.00	68,314.31	17,977.45	.76-
11000- 2300- 52111- 0000- 512001- 0000- 00000	EducRetirement	13,074.00	13,074.00	10,349.68	2,723.60	.72
11000- 2300- 52112- 0000- 512001- 0000- 00000	ERARetireeHlth	1,726.00	1,726.00	1,366.29	359.55	.16
11000- 2300- 52210- 0000- 512001- 0000- 00000	FICA Payments	5,351.00	5,351.00	4,129.27	1,087.58	134.15
11000- 2300- 52220- 0000- 512001- 0000- 00000	MedicarePaymnts	1,252.00	1,252.00	965.58	254.34	32.08
11000- 2300- 52311- 0000- 512001- 0000- 00000	Hth&MedPremiums	4,632.00	4,632.00	3,874.29	984.93	227.22-
11000- 2300- 52312- 0000- 512001- 0000- 00000	Life	48.00	48.00	22.23	5.85	19.92
11000- 2300- 52313- 0000- 512001- 0000- 00000	Dental	102.00	102.00	84.55	22.25	4.80-
11000- 2300- 52314- 0000- 512001- 0000- 00000	Vision	45.00	45.00	36.86	9.70	1.56-
11000- 2300- 52500- 0000- 512001- 0000- 00000	UnemploymntComp	75.00	75.00	79.11		4.11-
11000- 2300- 52710- 0000- 512001- 0000- 00000	WorkersCompPrem	1,402.00	1,402.00		1,402.00	
11000- 2300- 52720- 0000- 512001- 0000- 00000	WorkrsCompERFee	9.00	9.00	6.12	2.04	.84
11000- 2300- 53330- 0000- 512001- 0000- 00000	ProfessDevelop			199.00		199.00-
11000- 2300- 53411- 0000- 512001- 0000- 00000	Auditing	15,000.00	15,000.00	4,212.49	10,787.51	
Selection Grouped by Account Type, Filtered by User Permissions, (Org = 120, Online/Offline = N, Period = 3, UnPosted JEs? = N, Assets and Liabilities? = N, Restricted Accts? = Y, Objct = 5, Obj Digits = 0, Page Break Lvl = )						

Balances through 09/30/2021						Fiscal Year 2021/22
Funds- Func- Obj ct - Pr gm- Locat n- JbCl - Opt nl	Description	Adopted Budget	Revised Budget	Encumbered	Expenditure	Account Balance
<b>Funds 11000 - Operational, Func 2300 - SupptSvcs-Admin (continued)</b>						
11000- 2300- 53413- 0000- 512001- 0000- 00000	Legal	6,000.00	6,000.00	20,184.21	1,815.79	16,000.00-
11000- 2300- 53711- 0000- 512001- 0000- 00000	Other Charges	200.00	200.00			200.00
11000- 2300- 55400- 0000- 512001- 0000- 00000	Advertising	1,000.00	1,000.00	7,621.28	1,268.72	7,890.00-
11000- 2300- 55812- 0000- 512001- 0000- 00000	Board Training	1,000.00	1,000.00			1,000.00
11000- 2300- 55915- 0000- 512001- 0000- 00000	OthContractSvcs	8,650.00	8,650.00	4,921.24	1,078.76	2,650.00
<b>Total for Func 2300 and Expense accounts</b>		<b>145,857.00</b>	<b>145,857.00</b>	<b>126,366.51</b>	<b>39,780.07</b>	<b>20,289.58-</b>
<b>Funds 11000 - Operational, Func 2400 - SupSvcsSchAdmin</b>						
11000- 2400- 51100- 0000- 512001- 1217- 00000	SalariesExpense,SecClerTe	34,300.00	34,300.00	27,312.50	7,187.50	200.00-
11000- 2400- 51300- 0000- 512001- 1217- 00000	AddtnlCompenstn,SecClerTe	7,625.00	7,625.00	4,623.46	1,181.70	1,819.84
11000- 2400- 52111- 0000- 512001- 0000- 00000	EducRetirement	12,081.00	12,081.00	4,737.46	1,246.70	6,096.84
11000- 2400- 52112- 0000- 512001- 0000- 00000	ERARetireeHlth	1,595.00	1,595.00	625.48	164.60	804.92
11000- 2400- 52210- 0000- 512001- 0000- 00000	FICA Payments	4,946.00	4,946.00	1,962.51	514.28	2,469.21
11000- 2400- 52220- 0000- 512001- 0000- 00000	MedicarePaymnts	1,630.00	1,630.00	459.04	120.29	1,050.67
11000- 2400- 52311- 0000- 512001- 0000- 00000	Hth&MedPremiums	3,928.00	3,928.00			3,928.00
11000- 2400- 52312- 0000- 512001- 0000- 00000	Life	114.00	114.00	25.08	6.60	82.32
11000- 2400- 52313- 0000- 512001- 0000- 00000	Dental	840.00	840.00	568.86	149.70	121.44
11000- 2400- 52314- 0000- 512001- 0000- 00000	Vision	172.00	172.00	94.05	24.75	53.20
11000- 2400- 52315- 0000- 512001- 0000- 00000	Disability	151.00	151.00			151.00
11000- 2400- 52500- 0000- 512001- 0000- 00000	UnemploymntComp	180.00	180.00	72.15	11.13	96.72
11000- 2400- 52710- 0000- 512001- 0000- 00000	WorkersCompPrem	1,173.00	1,173.00		1,173.00	
11000- 2400- 52720- 0000- 512001- 0000- 00000	WorkrsCompERFee	20.00	20.00	6.90	2.30	10.80
11000- 2400- 53711- 0000- 512001- 0000- 00000	Other Charges	100.00	100.00	100.00		
11000- 2400- 55813- 0000- 512001- 0000- 00000	EmpTravNonTeach	1,000.00	1,000.00			1,000.00
11000- 2400- 55915- 0000- 512001- 0000- 00000	OthContractSvcs	800.00	800.00	600.00		200.00
11000- 2400- 56118- 0000- 512001- 0000- 00000	GenSuppliesMats	6,809.00	6,809.00	1,461.74	2,109.17	3,238.09
<b>Total for Func 2400 and Expense accounts</b>		<b>77,464.00</b>	<b>77,464.00</b>	<b>42,649.23</b>	<b>13,891.72</b>	<b>20,923.05</b>
<b>Funds 11000 - Operational, Func 2500 - Central Svcs</b>						
11000- 2500- 53330- 0000- 512001- 0000- 00000	ProfessDevelop	3,000.00	3,000.00			3,000.00
11000- 2500- 53414- 0000- 512001- 0000- 00000	OthProfTechSvcs	136,547.00	136,547.00	116,903.50	26,723.13	7,079.63-
11000- 2500- 53711- 0000- 512001- 0000- 00000	Other Charges	298.00	298.00	298.00		
11000- 2500- 54620- 0000- 512001- 0000- 00000	RentlEquipVehcl	19,659.00	19,659.00	14,743.80	4,915.20	
11000- 2500- 55400- 0000- 512001- 0000- 00000	Advertising	2,000.00	2,000.00	2,191.01	2,278.92	2,469.93-
11000- 2500- 55915- 0000- 512001- 0000- 00000	OthContractSvcs	600.00	600.00	450.00	150.00	
11000- 2500- 56113- 0000- 512001- 0000- 00000	Software	17,500.00	17,500.00		17,260.00	240.00
11000- 2500- 56118- 0000- 512001- 0000- 00000	GenSuppliesMats	4,016.00	4,016.00	957.00	1,059.00	2,000.00

Selection Grouped by Account Type, Filtered by User Permissions, (Org = 120, Online/Offline = N, Period = 3, UnPosted JEs? = N, Assets and Liabilities? = N, Restricted Accts? = Y, Obj Digits = 0, Page Break Lvl = )

Balances through 09/30/2021						Fiscal Year 2021/22
Funds- Func- Obj ct - Pr gm- Locat n- JbCl - Opt nl	Description	Adopted Budget	Revised Budget	Encumbered	Expenditure	Account Balance
<b>Total for Func 2500 and Expense accounts</b>		<b>183,620.00</b>	<b>183,620.00</b>	<b>135,543.31</b>	<b>52,386.25</b>	<b>4,309.56-</b>
<b>Funds 11000 - Operational, Func 2600 - Op&amp;MaintofPlant</b>						
11000- 2600- 53711- 0000- 512001- 0000- 00000	Other Charges			135.00		135.00-
11000- 2600- 54312- 0000- 512001- 0000- 00000	MntRepBlgsGrnds	12,000.00	12,000.00	10,830.01	1,655.43	485.44-
11000- 2600- 54411- 0000- 512001- 0000- 00000	Electricity	26,000.00	26,000.00	21,020.08	4,979.92	
11000- 2600- 54412- 0000- 512001- 0000- 00000	NatGasBuildings	1,678.00	1,678.00	1,541.48	136.52	
11000- 2600- 54415- 0000- 512001- 0000- 00000	Water/Sewage	7,255.00	7,255.00	4,794.66	2,460.34	
11000- 2600- 54416- 0000- 512001- 0000- 00000	CommunicatnSvcs	26,340.00	26,340.00	23,380.36	2,959.64	
11000- 2600- 54610- 0000- 512001- 0000- 00000	RentLandBldngs	326,833.00	326,833.00	172,947.57	153,885.43	
11000- 2600- 55200- 0000- 512001- 0000- 00000	PropertyLiablns	17,500.00	17,500.00		17,500.00	
11000- 2600- 55915- 0000- 512001- 0000- 00000	OthContractSvcs	68,887.00	68,887.00	61,218.83	5,911.45	1,756.72
11000- 2600- 56118- 0000- 512001- 0000- 00000	GenSuppliesMats	3,500.00	3,500.00	831.33	268.67	2,400.00
11000- 2600- 57332- 0000- 512001- 0000- 00000	SupplAssets<\$5k	1,500.00	1,500.00	4,167.22		2,667.22-
<b>Total for Func 2600 and Expense accounts</b>		<b>491,493.00</b>	<b>491,493.00</b>	<b>300,866.54</b>	<b>189,757.40</b>	<b>869.06</b>
<b>Funds 11000 - Operational, Func 3100 - FoodSvcsOpertns</b>						
11000- 3100- 56116- 0000- 512001- 0000- 00000	Food				234.14	234.14-
11000- 3100- 56118- 0000- 512001- 0000- 00000	GenSuppliesMats	250.00	250.00			250.00
<b>Total for Func 3100 and Expense accounts</b>		<b>250.00</b>	<b>250.00</b>	<b>.00</b>	<b>234.14</b>	<b>15.86</b>
<b>Total for Funds 11000</b>		<b>2,901,211.00</b>	<b>2,939,520.00</b>	<b>1,669,853.92</b>	<b>503,392.22</b>	<b>766,273.86</b>
<b>Funds 21000 - Food Svcs, Func 3100 - FoodSvcsOpertns</b>						
21000- 3100- 56116- 0000- 512001- 0000- 00000	Food	40,000.00	40,000.00	40,000.00		
<b>Total for Funds 21000, Func 3100 and Expense accounts</b>		<b>40,000.00</b>	<b>40,000.00</b>	<b>40,000.00</b>	<b>.00</b>	<b>.00</b>
<b>Funds 23000 - Non-InstrctSupp, Func 3100 - FoodSvcsOpertns</b>						
23000- 3100- 56116- 0000- 512001- 0000- 00000	Food			3.76		3.76-
<b>Total for Funds 23000, Func 3100 and Expense accounts</b>		<b>.00</b>	<b>.00</b>	<b>3.76</b>	<b>.00</b>	<b>3.76-</b>
<b>Funds 24101 - Title I - IASA, Func 1000 - Instruction</b>						
24101- 1000- 51100- 1010- 512001- 1711- 00000	SalariesExpense,InstAsst1	56,167.00	56,167.00	49,153.02	7,021.86	7.88-
24101- 1000- 51300- 1010- 512001- 1411- 00000	AddtnlCompenstn,Teachers	2,700.00	2,700.00			2,700.00
24101- 1000- 51300- 1010- 512001- 1711- 00000	AddtnlCompenstn,InstAsst1	7,700.00	7,700.00	2,187.57	312.51	5,199.92
24101- 1000- 52111- 0000- 512001- 0000- 00000	EducRetirement	10,088.00	10,088.00			10,088.00
24101- 1000- 52111- 1010- 512001- 0000- 00000	EducRetirement			7,777.98	1,111.14	8,889.12-
24101- 1000- 52112- 0000- 512001- 0000- 00000	ERARetireeHlth	1,332.00	1,332.00			1,332.00
24101- 1000- 52112- 1010- 512001- 0000- 00000	ERARetireeHlth			1,026.69	146.67	1,173.36-
24101- 1000- 52210- 0000- 512001- 0000- 00000	FICA Payments	4,129.00	4,129.00			4,129.00
24101- 1000- 52210- 1010- 512001- 0000- 00000	FICA Payments			3,029.88	433.08	3,462.96-
24101- 1000- 52220- 0000- 512001- 0000- 00000	MedicarePaymnts	1,345.00	1,345.00			1,345.00

Selection Grouped by Account Type, Filtered by User Permissions, (Org = 120, Online/Offline = N, Period = 3, UnPosted JEs? = N, Assets and Liabilities? = N, Restricted Accts? = Y, Objc Digits = 0, Page Break Lvl = )

Balances through 09/30/2021					Fiscal Year 2021/22	
Funds- Func- Obj ct - Pr gm- Locat n- JbCl - Opt nl	Description	Adopted Budget	Revised Budget	Encumbered	Expenditure	Account Balance
<b>Funds 24101 - Title I - IASA, Func 1000 - Instruction (continued)</b>						
24101- 1000- 52220- 1010- 512001- 0000- 00000	MedicarePaymnts			708.54	101.28	809.82-
24101- 1000- 52311- 0000- 512001- 0000- 00000	Hth&MedPremiums	6,333.00	6,333.00			6,333.00
24101- 1000- 52311- 1010- 512001- 0000- 00000	Hth&MedPremiums			5,411.07	764.06	6,175.13-
24101- 1000- 52312- 0000- 512001- 0000- 00000	Life	100.00	100.00			100.00
24101- 1000- 52312- 1010- 512001- 0000- 00000	Life			48.51	6.93	55.44-
24101- 1000- 52313- 0000- 512001- 0000- 00000	Dental	343.00	343.00			343.00
24101- 1000- 52313- 1010- 512001- 0000- 00000	Dental			300.09	42.87	342.96-
24101- 1000- 52314- 0000- 512001- 0000- 00000	Vision	66.00	66.00			66.00
24101- 1000- 52314- 1010- 512001- 0000- 00000	Vision			57.75	8.25	66.00-
24101- 1000- 52315- 0000- 512001- 0000- 00000	Disability	92.00	92.00			92.00
24101- 1000- 52315- 1010- 512001- 0000- 00000	Disability			80.22	11.46	91.68-
24101- 1000- 52500- 0000- 512001- 0000- 00000	UnemploymntComp	157.00	157.00			157.00
24101- 1000- 52500- 1010- 512001- 0000- 00000	UnemploymntComp			123.43	18.78	142.21-
24101- 1000- 52710- 0000- 512001- 0000- 00000	WorkersCompPrem	914.00	914.00			914.00
24101- 1000- 52710- 1010- 512001- 0000- 00000	WorkersCompPrem				914.00	914.00-
24101- 1000- 52720- 0000- 512001- 0000- 00000	WorkrsCompERFee	18.00	18.00			18.00
24101- 1000- 52720- 1010- 512001- 0000- 00000	WorkrsCompERFee			12.06	4.02	16.08-
24101- 1000- 56118- 1010- 512001- 0000- 00000	GenSuppliesMats	1,550.00	1,550.00			1,550.00
<b>Total for Funds 24101, Func 1000 and Expense accounts</b>		<b>93,034.00</b>	<b>93,034.00</b>	<b>69,916.81</b>	<b>10,896.91</b>	<b>12,220.28</b>
<b>Funds 24106 - IDEABEntitlemnt, Func 1000 - Instruction</b>						
24106- 1000- 51100- 2000- 512001- 1412- 00000	SalariesExpense,Teachers	47,300.00	47,300.00	41,387.64	5,912.52	.16-
24106- 1000- 52111- 0000- 512001- 0000- 00000	EducRetirement	7,166.00	7,166.00			7,166.00
24106- 1000- 52111- 2000- 512001- 0000- 00000	EducRetirement			6,270.18	895.74	7,165.92-
24106- 1000- 52112- 0000- 512001- 0000- 00000	ERARetireeHlth	946.00	946.00			946.00
24106- 1000- 52112- 2000- 512001- 0000- 00000	ERARetireeHlth			827.82	118.26	946.08-
24106- 1000- 52210- 0000- 512001- 0000- 00000	FICA Payments	2,933.00	2,933.00			2,933.00
24106- 1000- 52210- 2000- 512001- 0000- 00000	FICA Payments			2,467.92	352.71	2,820.63-
24106- 1000- 52220- 0000- 512001- 0000- 00000	MedicarePaymnts	686.00	686.00			686.00
24106- 1000- 52220- 2000- 512001- 0000- 00000	MedicarePaymnts			577.08	82.48	659.56-
24106- 1000- 52311- 0000- 512001- 0000- 00000	Hth&MedPremiums	3,675.00	3,675.00			3,675.00
24106- 1000- 52311- 2000- 512001- 0000- 00000	Hth&MedPremiums			3,436.02	485.18	3,921.20-
24106- 1000- 52312- 0000- 512001- 0000- 00000	Life	57.00	57.00			57.00
24106- 1000- 52312- 2000- 512001- 0000- 00000	Life			27.72	3.96	31.68-
24106- 1000- 52313- 0000- 512001- 0000- 00000	Dental	241.00	241.00			241.00
24106- 1000- 52313- 2000- 512001- 0000- 00000	Dental			210.21	30.03	240.24-
Selection Grouped by Account Type, Filtered by User Permissions, (Org = 120, Online/Offline = N, Period = 3, UnPosted JEs? = N, Assets and Liabilities? = N, Restricted Accts? = Y, Obj Digits = 0, Page Break Lvl = )						

Balances through 09/30/2021						Fiscal Year 2021/22
Funds- Func- Obj ct - Pr gm- Locat n- JbCl - Opt nI	Description	Adopted Budget	Revised Budget	Encumbered	Expenditure	Account Balance
<b>Funds 24106 - IDEABentitlemnt, Func 1000 - Instruction (continued)</b>						
24106- 1000- 52314- 0000- 512001- 0000- 00000	Vision	53.00	53.00			53.00
24106- 1000- 52314- 2000- 512001- 0000- 00000	Vision			45.99	6.57	52.56-
24106- 1000- 52500- 0000- 512001- 0000- 00000	UnemploymntComp	90.00	90.00			90.00
24106- 1000- 52500- 2000- 512001- 0000- 00000	UnemploymntComp			87.49		87.49-
24106- 1000- 52710- 0000- 512001- 0000- 00000	WorkersCompPrem	769.00	769.00			769.00
24106- 1000- 52710- 2000- 512001- 0000- 00000	WorkersCompPrem				769.00	769.00-
24106- 1000- 52720- 0000- 512001- 0000- 00000	WorkrsCompERFee	10.00	10.00			10.00
24106- 1000- 52720- 2000- 512001- 0000- 00000	WorkrsCompERFee			6.90	2.30	9.20-
<b>Total for Func 1000 and Expense accounts</b>		<b>63,926.00</b>	<b>63,926.00</b>	<b>55,344.97</b>	<b>8,658.75</b>	<b>77.72-</b>
<b>Funds 24106 - IDEABentitlemnt, Func 2100 - SuppSvcsStudnts</b>						
24106- 2100- 53211- 2000- 512001- 0000- 00000	DiagsContracted				352.98	352.98-
24106- 2100- 56118- 0000- 512001- 0000- 00000	GenSuppliesMats	4,855.00	4,855.00			4,855.00
<b>Total for Func 2100 and Expense accounts</b>		<b>4,855.00</b>	<b>4,855.00</b>	<b>.00</b>	<b>352.98</b>	<b>4,502.02</b>
<b>Total for Funds 24106</b>		<b>68,781.00</b>	<b>68,781.00</b>	<b>55,344.97</b>	<b>9,011.73</b>	<b>4,424.30</b>
<b>Funds 24154 - TchPrinTrainRec, Func 1000 - Instruction</b>						
24154- 1000- 51300- 1010- 512001- 1411- 00000	AddtnlCompenstn,Teachers	5,400.00	5,400.00	630.00	255.00	4,515.00
24154- 1000- 52111- 0000- 512001- 0000- 00000	EducRetirement	819.00	819.00			819.00
24154- 1000- 52111- 1010- 512001- 0000- 00000	EducRetirement			95.48	38.65	134.13-
24154- 1000- 52112- 0000- 512001- 0000- 00000	ERARetireeHlth	108.00	108.00			108.00
24154- 1000- 52112- 1010- 512001- 0000- 00000	ERARetireeHlth			12.60	5.10	17.70-
24154- 1000- 52210- 0000- 512001- 0000- 00000	FICA Payments	336.00	336.00			336.00
24154- 1000- 52210- 1010- 512001- 0000- 00000	FICA Payments			39.06	15.81	54.87-
24154- 1000- 52220- 0000- 512001- 0000- 00000	MedicarePaymnts	363.00	363.00			363.00
24154- 1000- 52220- 1010- 512001- 0000- 00000	MedicarePaymnts			9.10	3.68	12.78-
24154- 1000- 52500- 1010- 512001- 0000- 00000	UnemploymntComp			.29		.29-
24154- 1000- 53330- 1010- 512001- 0000- 00000	ProfessDevelop	1,718.00	1,718.00			1,718.00
<b>Total for Func 1000 and Expense accounts</b>		<b>8,744.00</b>	<b>8,744.00</b>	<b>786.53</b>	<b>318.24</b>	<b>7,639.23</b>
<b>Funds 24154 - TchPrinTrainRec, Func 2400 - SupSvcsSchAdmin</b>						
24154- 2400- 53330- 0000- 512001- 0000- 00000	ProfessDevelop	997.00	997.00			997.00
<b>Total for Func 2400 and Expense accounts</b>		<b>997.00</b>	<b>997.00</b>	<b>.00</b>	<b>.00</b>	<b>997.00</b>
<b>Total for Funds 24154</b>		<b>9,741.00</b>	<b>9,741.00</b>	<b>786.53</b>	<b>318.24</b>	<b>8,636.23</b>
<b>Funds 24189 - SSAE Title IV, Func 2100 - SuppSvcsStudnts</b>						
24189- 2100- 51100- 0000- 512001- 1214- 00000	SalariesExpense,Couns-Soc	7,328.00	7,328.00	6,444.90	920.70	37.60-
24189- 2100- 52111- 0000- 512001- 0000- 00000	EducRetirement	1,111.00	1,111.00	976.50	139.50	5.00-
24189- 2100- 52112- 0000- 512001- 0000- 00000	ERARetireeHlth	147.00	147.00	128.94	18.42	.36-
Selection Grouped by Account Type, Filtered by User Permissions, (Org = 120, Online/Offline = N, Period = 3, UnPosted JEs? = N, Assets and Liabilities? = N, Restricted Accts? = Y, Objct = 5, Obj Digits = 0, Page Break Lvl = )						



Balances through 09/30/2021						Fiscal Year 2021/22
Funds- Func- Obj ct - Pr gm- Locat n- JbCl - Opt nl	Description	Adopted Budget	Revised Budget	Encumbered	Expenditure	Account Balance
<b>Funds 24189 - SSAE Title IV, Func 2100 - SuppSvcsStudnts (continued)</b>						
24189- 2100- 52210- 0000- 512001- 0000- 00000	FICA Payments	455.00	455.00	379.47	54.24	21.29
24189- 2100- 52220- 0000- 512001- 0000- 00000	MedicarePaymnts	107.00	107.00	88.62	12.67	5.71
24189- 2100- 52311- 0000- 512001- 0000- 00000	Hth&MedPremiums	687.00	687.00	734.37	103.70	151.07-
24189- 2100- 52312- 0000- 512001- 0000- 00000	Life	8.00	8.00	4.83	.69	2.48
24189- 2100- 52313- 0000- 512001- 0000- 00000	Dental	16.00	16.00	18.27	2.61	4.88-
24189- 2100- 52314- 0000- 512001- 0000- 00000	Vision	7.00	7.00	7.98	1.14	2.12-
24189- 2100- 52500- 0000- 512001- 0000- 00000	UnemploymntComp	12.00	12.00	13.97		1.97-
24189- 2100- 52710- 0000- 512001- 0000- 00000	WorkersCompPrem	120.00	120.00		120.00	
24189- 2100- 52720- 0000- 512001- 0000- 00000	WorkrsCompERFee	2.00	2.00	1.20	.40	.40
<b>Total for Funds 24189, Func 2100 and Expense accounts</b>		<b>10,000.00</b>	<b>10,000.00</b>	<b>8,799.05</b>	<b>1,374.07</b>	<b>173.12-</b>
<b>Funds 24308 - CRRSA, ESSER II, Func 1000 - Instruction</b>						
24308- 1000- 51100- 1010- 512001- 1711- 00000	SalariesExpense,InstAsst1	32,100.00	32,100.00	26,964.00	5,136.00	
24308- 1000- 52111- 0000- 512001- 0000- 00000	EducRetirement	4,864.00	4,864.00			4,864.00
24308- 1000- 52111- 1010- 512001- 0000- 00000	EducRetirement			4,085.13	778.12	4,863.25-
24308- 1000- 52112- 0000- 512001- 0000- 00000	ERARetireeHlth	642.00	642.00			642.00
24308- 1000- 52112- 1010- 512001- 0000- 00000	ERARetireeHlth			539.28	102.72	642.00-
24308- 1000- 52210- 0000- 512001- 0000- 00000	FICA Payments	1,991.00	1,991.00			1,991.00
24308- 1000- 52210- 1010- 512001- 0000- 00000	FICA Payments			1,480.08	282.56	1,762.64-
24308- 1000- 52220- 0000- 512001- 0000- 00000	MedicarePaymnts	466.00	466.00			466.00
24308- 1000- 52220- 1010- 512001- 0000- 00000	MedicarePaymnts			346.08	66.08	412.16-
24308- 1000- 52311- 0000- 512001- 0000- 00000	Hth&MedPremiums	8,246.00	8,246.00			8,246.00
24308- 1000- 52311- 1010- 512001- 0000- 00000	Hth&MedPremiums			7,214.76	1,350.38	8,565.14-
24308- 1000- 52312- 0000- 512001- 0000- 00000	Life	57.00	57.00			57.00
24308- 1000- 52312- 1010- 512001- 0000- 00000	Life			27.72	5.28	33.00-
24308- 1000- 52500- 0000- 512001- 0000- 00000	UnemploymntComp	90.00	90.00			90.00
24308- 1000- 52500- 1010- 512001- 0000- 00000	UnemploymntComp			68.40	16.96	85.36-
24308- 1000- 52710- 0000- 512001- 0000- 00000	WorkersCompPrem	522.00	522.00			522.00
24308- 1000- 52710- 1010- 512001- 0000- 00000	WorkersCompPrem				522.00	522.00-
24308- 1000- 52720- 0000- 512001- 0000- 00000	WorkrsCompERFee	10.00	10.00			10.00
24308- 1000- 52720- 1010- 512001- 0000- 00000	WorkrsCompERFee				2.30	2.30-
24308- 1000- 56113- 1010- 512001- 0000- 00000	Software				8,340.00	8,340.00-
24308- 1000- 56118- 1010- 512001- 0000- 00000	GenSuppliesMats				398.00	398.00-
24308- 1000- 57332- 1010- 512001- 0000- 00000	SupplAssets<\$5k			5,777.62	15,730.85	21,508.47-
<b>Total for Func 1000 and Expense accounts</b>		<b>48,988.00</b>	<b>48,988.00</b>	<b>46,503.07</b>	<b>32,731.25</b>	<b>30,246.32-</b>
<b>Funds 24308 - CRRSA, ESSER II, Func 2100 - SuppSvcsStudnts</b>						

Selection Grouped by Account Type, Filtered by User Permissions, (Org = 120, Online/Offline = N, Period = 3, UnPosted JEs? = N, Assets and Liabilities? = N, Restricted Accts? = Y, Obj Digits = 0, Page Break Lvl = )

Balances through 09/30/2021						Fiscal Year 2021/22
Funds- Func- Obj ct - Pr gm- Locat n- JbCl - Opt nI	Description	Adopted Budget	Revised Budget	Encumbered	Expenditure	Account Balance
<b>Funds 24308 - CRRSA, ESSER II, Func 2100 - SuppSvcsStudnts</b>						
24308- 2100- 51100- 0000- 512001- 1214- 00000	SalariesExpense,Couns-Soc	76,225.00	76,225.00	24,245.34	3,463.62	48,516.04
24308- 2100- 52111- 0000- 512001- 0000- 00000	EducRetirement	11,549.00	11,549.00	3,673.11	524.73	7,351.16
24308- 2100- 52112- 0000- 512001- 0000- 00000	ERARetireeHlth	1,526.00	1,526.00	484.89	69.27	971.84
24308- 2100- 52210- 0000- 512001- 0000- 00000	FICA Payments	4,727.00	4,727.00	1,427.16	204.00	3,095.84
24308- 2100- 52220- 0000- 512001- 0000- 00000	MedicarePaymnts	1,106.00	1,106.00	333.69	47.70	724.61
24308- 2100- 52311- 0000- 512001- 0000- 00000	Hth&MedPremiums	20,621.00	20,621.00	2,762.76	390.11	17,468.13
24308- 2100- 52312- 0000- 512001- 0000- 00000	Life	96.00	96.00	18.06	2.58	75.36
24308- 2100- 52313- 0000- 512001- 0000- 00000	Dental	801.00	801.00	68.46	9.78	722.76
24308- 2100- 52314- 0000- 512001- 0000- 00000	Vision	155.00	155.00	29.82	4.26	120.92
24308- 2100- 52315- 0000- 512001- 0000- 00000	Disability	222.00	222.00			222.00
24308- 2100- 52500- 0000- 512001- 0000- 00000	UnemploymntComp	151.00	151.00	52.69		98.31
24308- 2100- 52710- 0000- 512001- 0000- 00000	WorkersCompPrem	1,239.00	1,239.00		1,239.00	
24308- 2100- 52720- 0000- 512001- 0000- 00000	WorkrsCompERFee	17.00	17.00	4.50	1.50	11.00
<b>Total for Func 2100 and Expense accounts</b>		<b>118,435.00</b>	<b>118,435.00</b>	<b>33,100.48</b>	<b>5,956.55</b>	<b>79,377.97</b>
<b>Funds 24308 - CRRSA, ESSER II, Func 2600 - Op&amp;MaintofPlant</b>						
24308- 2600- 57332- 0000- 512001- 0000- 00000	SupplAssets<\$5k	140,842.00	140,842.00			140,842.00
<b>Total for Func 2600 and Expense accounts</b>		<b>140,842.00</b>	<b>140,842.00</b>	<b>.00</b>	<b>.00</b>	<b>140,842.00</b>
<b>Total for Funds 24308</b>		<b>308,265.00</b>	<b>308,265.00</b>	<b>79,603.55</b>	<b>38,687.80</b>	<b>189,973.65</b>
<b>Funds 26207 - CNM Foundation, Func 1000 - Instruction</b>						
26207- 1000- 56118- 1010- 512001- 0000- 00000	GenSuppliesMats	500.00	500.00			500.00
<b>Total for Funds 26207, Func 1000 and Expense accounts</b>		<b>500.00</b>	<b>500.00</b>	<b>.00</b>	<b>.00</b>	<b>500.00</b>
<b>Funds 27107 - 2012GOBondsSB66, Func 2200 - Suppt Svcs Inst</b>						
27107- 2200- 56114- 0000- 512001- 0000- 00000	LibraryAudioVis	6,317.00	6,317.00			6,317.00
<b>Total for Funds 27107, Func 2200 and Expense accounts</b>		<b>6,317.00</b>	<b>6,317.00</b>	<b>.00</b>	<b>.00</b>	<b>6,317.00</b>
<b>Funds 27154 - BegTeachMentPrg, Func 1000 - Instruction</b>						
27154- 1000- 52710- 1010- 512001- 0000- 00000	WorkersCompPrem				1,072.00	1,072.00
<b>Total for Funds 27154, Func 1000 and Expense accounts</b>		<b>.00</b>	<b>.00</b>	<b>.00</b>	<b>1,072.00</b>	<b>1,072.00</b>
<b>Funds 27502 - Next Gen CTE, Func 1000 - Instruction</b>						
27502- 1000- 51100- 1010- 512001- 1411- 00000	SalariesExpense,Teachers	11,786.00	11,786.00	6,594.00	942.00	4,250.00
27502- 1000- 51300- 1010- 512001- 1411- 00000	AddtnlCompenstrn,Teachers	3,500.00	3,500.00	2,975.07	425.01	99.92
27502- 1000- 52111- 0000- 512001- 0000- 00000	EducRetirement	2,317.00	2,317.00			2,317.00
27502- 1000- 52111- 1010- 512001- 0000- 00000	EducRetirement			1,449.63	207.09	1,656.72
27502- 1000- 52112- 0000- 512001- 0000- 00000	ERARetireeHlth	306.00	306.00			306.00
27502- 1000- 52112- 1010- 512001- 0000- 00000	ERARetireeHlth			191.31	27.33	218.64

Selection Grouped by Account Type, Filtered by User Permissions, (Org = 120, Online/Offline = N, Period = 3, UnPosted JEs? = N, Assets and Liabilities? = N, Restricted Accts? = Y, Obj Digits = 0, Page Break Lvl = )

Balances through 09/30/2021						Fiscal Year 2021/22
Funds- Func- Obj ct - Pr gm- Locat n- JbCl - Opt nI	Description	Adopted Budget	Revised Budget	Encumbered	Expenditure	Account Balance
<b>Funds 27502 - Next Gen CTE, Func 1000 - Instruction (continued)</b>						
27502- 1000- 52210- 0000- 512001- 0000- 00000	FICA Payments	949.00	949.00			949.00
27502- 1000- 52210- 1010- 512001- 0000- 00000	FICA Payments			572.46	81.82	654.28-
27502- 1000- 52220- 0000- 512001- 0000- 00000	MedicarePaymnts	317.00	317.00			317.00
27502- 1000- 52220- 1010- 512001- 0000- 00000	MedicarePaymnts			133.77	19.12	152.89-
27502- 1000- 52311- 0000- 512001- 0000- 00000	Hth&MedPremiums	295.00	295.00			295.00
27502- 1000- 52311- 1010- 512001- 0000- 00000	Hth&MedPremiums			751.38	106.09	857.47-
27502- 1000- 52312- 0000- 512001- 0000- 00000	Life	68.00	68.00			68.00
27502- 1000- 52312- 1010- 512001- 0000- 00000	Life			4.83	.69	5.52-
27502- 1000- 52313- 1010- 512001- 0000- 00000	Dental			18.48	2.64	21.12-
27502- 1000- 52314- 1010- 512001- 0000- 00000	Vision			8.19	1.17	9.36-
27502- 1000- 52500- 0000- 512001- 0000- 00000	UnemploymntComp	107.00	107.00			107.00
27502- 1000- 52500- 1010- 512001- 0000- 00000	UnemploymntComp			20.88		20.88-
27502- 1000- 52710- 0000- 512001- 0000- 00000	WorkersCompPrem	193.00	193.00			193.00
27502- 1000- 52710- 1010- 512001- 0000- 00000	WorkersCompPrem				193.00	193.00-
27502- 1000- 52720- 0000- 512001- 0000- 00000	WorkrsCompERFee	12.00	12.00			12.00
27502- 1000- 52720- 1010- 512001- 0000- 00000	WorkrsCompERFee			1.20	.40	1.60-
27502- 1000- 53711- 1010- 512001- 0000- 00000	Other Charges	908.00	908.00			908.00
<b>Total for Funds 27502, Func 1000 and Expense accounts</b>		<b>20,758.00</b>	<b>20,758.00</b>	<b>12,721.20</b>	<b>2,006.36</b>	<b>6,030.44</b>
<b>Funds 31400 - SpcCapOutlaySt, Func 4000 - Capital Outlay</b>						
31400- 4000- 57200- 0000- 512001- 0000- 00000	BuildingPurchase	220,601.00	220,601.00			220,601.00
31400- 4000- 57331- 0000- 512001- 0000- 00000	FixedAssets>\$5k			126,763.18		126,763.18-
31400- 4000- 57332- 0000- 512001- 0000- 00000	SupplAssets<\$5k			12,922.74		12,922.74-
<b>Total for Funds 31400, Func 4000 and Expense accounts</b>		<b>220,601.00</b>	<b>220,601.00</b>	<b>139,685.92</b>	<b>.00</b>	<b>80,915.08</b>
<b>Funds 31600 - CapImprvmtsHB33, Func 2300 - SupptSvcs-Admin</b>						
31600- 2300- 53712- 0000- 512001- 0000- 00000	CityTaxCollCost	2,450.00	2,450.00		46.68	2,403.32
<b>Total for Func 2300 and Expense accounts</b>		<b>2,450.00</b>	<b>2,450.00</b>	<b>.00</b>	<b>46.68</b>	<b>2,403.32</b>
<b>Funds 31600 - CapImprvmtsHB33, Func 4000 - Capital Outlay</b>						
31600- 4000- 54640- 0000- 512001- 0000- 00000	RentalLease2Pur	840,676.00	840,676.00			840,676.00
<b>Total for Func 4000 and Expense accounts</b>		<b>840,676.00</b>	<b>840,676.00</b>	<b>.00</b>	<b>.00</b>	<b>840,676.00</b>
<b>Total for Funds 31600</b>		<b>843,126.00</b>	<b>843,126.00</b>	<b>.00</b>	<b>46.68</b>	<b>843,079.32</b>
<b>Funds 31701 - CapImprvsSB9Loc, Func 2300 - SupptSvcs-Admin</b>						
31701- 2300- 53712- 0000- 512001- 0000- 00000	CityTaxCollCost	1,241.00	1,241.00		23.44	1,217.56
<b>Total for Func 2300 and Expense accounts</b>		<b>1,241.00</b>	<b>1,241.00</b>	<b>.00</b>	<b>23.44</b>	<b>1,217.56</b>
<b>Funds 31701 - CapImprvsSB9Loc, Func 4000 - Capital Outlay</b>						
31701- 4000- 54640- 0000- 512001- 0000- 00000	RentalLease2Pur	536,086.00	536,086.00			536,086.00

Selection Grouped by Account Type, Filtered by User Permissions, (Org = 120, Online/Offline = N, Period = 3, UnPosted JEs? = N, Assets and Liabilities? = N, Restricted Accts? = Y, Objct = 5, Obj Digits = 0, Page Break Lvl = )

Balances through 09/30/2021						Fiscal Year 2021/22
Funds- Func- Obj ct - Pr gm- Locat n- Jb Cl - Opt nl	Description	Adopted Budget	Revised Budget	Encumbered	Expenditure	Account Balance
<b>Total for Func 4000 and Expense accounts</b>		<b>536,086.00</b>	<b>536,086.00</b>	<b>.00</b>	<b>.00</b>	<b>536,086.00</b>
<b>Total for Funds 31701</b>		<b>537,327.00</b>	<b>537,327.00</b>	<b>.00</b>	<b>23.44</b>	<b>537,303.56</b>
<b>Funds 31703 - SB9StateMatch, Func 4000 - Capital Outlay</b>						
31703- 4000- 57332- 0000- 512001- 0000- 00000	SupplAssets<\$5k	10,617.00	10,617.00			10,617.00
<b>Total for Funds 31703, Func 4000 and Expense accounts</b>		<b>10,617.00</b>	<b>10,617.00</b>	<b>.00</b>	<b>.00</b>	<b>10,617.00</b>
<b>Total for Org 120 - Cesar Chavez Community</b>		<b>5,070,278.00</b>	<b>5,108,587.00</b>	<b>2,076,715.71</b>	<b>566,829.45</b>	<b>2,465,041.84</b>

Statement Date 09/30/2021

Cash Object 11011

Status Posted

Journal Entry # CA22-00004

Bank Statement Ending Balance	2,115,827.22	Service Charge	113.03
Less: Uncleared Payments	8,312.03	Interest Earned	0.00
Add: Uncleared Deposits	0.00		
Add: Uncleared Other	0.00	Cleared Payments	220,976.34
Adjusted Bank Balance	2,107,515.19	Cleared Deposits	182,620.01
System Cash Balance	2,107,515.19	Cleared Other	113.03-
Add: Unposted Charges and Interest	0.00		
Revised System Cash Balance	2,107,515.19	Submitted By	JYAMAT, 10/07/2021
Difference	0.00	Posted By	EPEREZBM, 10/12/2021

Uncleared Payments

Issued	Check #	Check Amount	Pay To Name	Vendor ID	Emp ID	Bank Acct
05/06/21	12628	40.60	NM Dept of Workforce Solutions	900002		120MAIN
05/19/21	12653	188.25	NM PED - Finance & Operations	001520		120MAIN
06/03/21	12664	10.59	ABCWUA	001289		120MAIN
06/30/21	12726	1.25	CCCS Education Foundation	001285		120MAIN
09/08/21	12799	380.02	EFTPS	900004		120MAIN
09/10/21	12812	540.34	Arness, Tani	000696		120MAIN
09/10/21	12818	234.14	Dions	001411		120MAIN
09/10/21	12821	539.38	Richard M. Romero Consulting	001407		120MAIN
09/20/21	12838	610.35	Amazon.com	001361		120MAIN
09/20/21	12844	53.88	Amazon.com	001361		120MAIN
09/28/21	12849	94.81	Amazon.com	001361		120MAIN
09/28/21	12850	111.83	Bowers, Amy	010106		120MAIN
09/28/21	12851	1,132.69	Charter School Testing Svcs.	000307		120MAIN
09/28/21	12852	47.02	New Mexico Gas Company	001288		120MAIN
09/28/21	12854	826.88	PowerSchool Group LLC	010083		120MAIN
09/28/21	12855	3,500.00	Nearpod Inc	010148		120MAIN
		<b>8,312.03</b>				

Cleared Payments

Issued	Check #	Check Amount	Cleared Amount	Difference	Cleared	Pay To Name	Vendor ID	Emp ID	Bank Acct
08/24/21	12792	140.24	140.24		09/30/21	LaBarge Landscape	010003		120MAIN
08/24/21	12793	1,759.77	1,759.77		09/30/21	PNM	000528		120MAIN
08/24/21	12794	44.00	44.00		09/30/21	Dougherty, Austin	010146		120MAIN
09/08/21	12798	1,500.24	1,500.24		09/30/21	Robin E. Brown		000182	120MAIN
09/08/21	12802	16,447.97	16,447.97		09/30/21	NM Educational RetirementBoard	900005		120MAIN
09/08/21	12803	1,908.90	1,908.90		09/30/21	NM RHC	900006		120MAIN

Selection Grouped by Org, Cash Object, Statement Date - Sorted by Item date, Item #, (Org = 120, Cash Object IN ('11011'), Bank Statement Date = 9/30/2021, Uncleared Only? = No)



Statement Date 09/30/2021

Cash Object 11011

Status Posted

Journal Entry # CA22-00004

Cleared Payments (continued)

Issued	Check #	Check Amount	Cleared Amount	Difference	Cleared	Pay To Name	Vendor ID	Emp ID	Bank Acct
09/09/21	12804	15,645.18	15,645.18		09/30/21	NMPسيا	900001		120MAIN
09/10/21	12805	9,927.78	9,927.78		09/30/21	EFTPS	900004		120MAIN
09/10/21	12806	15,730.85	15,730.85		09/30/21	VIG Solutions Inc	010144		120MAIN
09/10/21	12807	46.82	46.82		09/30/21	New Mexico Gas Company	001288		120MAIN
09/10/21	12808	10.59	10.59		09/30/21	ABCWUA	001289		120MAIN
09/10/21	12809	10,378.92	10,378.92		09/30/21	ACES	001522		120MAIN
09/10/21	12810	329.96	329.96		09/30/21	ACR LLC	001267		120MAIN
09/10/21	12811	28.39	28.39		09/30/21	Albuquerque Publishing Co	000259		120MAIN
09/10/21	12813	643.97	643.97		09/30/21	Century Link	001355		120MAIN
09/10/21	12814	1,510.25	1,510.25		09/30/21	Charter School Nursing	000847		120MAIN
09/10/21	12815	1,132.69	1,132.69		09/30/21	Charter School Testing Svcs.	000307		120MAIN
09/10/21	12816	4,854.38	4,854.38		09/30/21	CliftonLarsonAllen LLP	901009		120MAIN
09/10/21	12817	664.18	664.18		09/30/21	Cuddy & McCarthy LLP	010009		120MAIN
09/10/21	12819	566.34	566.34		09/30/21	LaBarge Landscape	010003		120MAIN
09/10/21	12820	474.65	474.65		09/30/21	Precision Security, LLC	010046		120MAIN
09/10/21	12822	1,324.11	1,324.11		09/30/21	ServiceMaster OpCo Holdings LLC	010125		120MAIN
09/10/21	12823	2,195.00	2,195.00		09/30/21	Siarza Social Digital LLC	010147		120MAIN
09/10/21	12824	50.00	50.00		09/30/21	TSA Consulting Group, Inc.	001363		120MAIN
09/10/21	12825	106.38	106.38		09/30/21	Verizon Wireless	000658		120MAIN
09/10/21	12826	358.65	358.65		09/30/21	Waste Management of New Mexico	001428		120MAIN
09/10/21	12827	542.19	542.19		09/30/21	Matthews Fox, P.C.	001194		120MAIN
09/10/21	12829	2,393.13	2,393.13		09/30/21	NM Taxation/Revenue Department	900003		120MAIN
09/10/21	Batch 09/10/2021	31,043.33	31,043.33		09/30/21				120MAIN
09/13/21	12831	200.00	200.00		09/30/21	EPARS TSA Consulting Group Inc	901000		120MAIN
09/14/21	12832	171.52	171.52		09/30/21	AAA Organic Pest Control, Inc.	001306		120MAIN
09/14/21	12833	18.21	18.21		09/30/21	ABCWUA	001289		120MAIN
09/14/21	12834	3,000.00	3,000.00		09/30/21	FundEd, L.L.C. / Getfunded	001151		120MAIN
09/14/21	12835	90.22	90.22		09/30/21	Century Link	001355		120MAIN
09/14/21	12836	108.04	108.04		09/30/21	Century Link	001355		120MAIN
09/20/21	12837	308.45	308.45		09/30/21	ABCWUA	001289		120MAIN
09/20/21	12839	352.98	352.98		09/30/21	CES	000327		120MAIN
09/20/21	12840	5,933.13	5,933.13		09/30/21	CliftonLarsonAllen LLP	901009		120MAIN
09/20/21	12841	155.50	155.50		09/30/21	CNM Bookstore	000864		120MAIN
09/20/21	12842	1,514.57	1,514.57		09/30/21	Gerald S. Lackey	010149		120MAIN
09/20/21	12843	147.00	147.00		09/30/21	Pitney Bowes	000762		120MAIN

Selection Grouped by Org, Cash Object, Statement Date - Sorted by Item date, Item #, (Org = 120, Cash Object IN ('11011'), Bank Statement Date = 9/30/2021, Uncleared Only? = No)

Statement Date 09/30/2021

Cash Object 11011

Status Posted

Journal Entry # CA22-00004

**Cleared Payments (continued)**

Issued	Check #	Check Amount	Cleared Amount	Difference	Cleared	Pay To Name	Vendor ID	Emp ID	Bank Acct
09/20/21	12845	135.55	135.55		09/30/21	Cuddy & McCarthy LLP	010009		120MAIN
09/20/21	12846	4,315.00	4,315.00		09/30/21	Gerald S. Lackey	010149		120MAIN
09/20/21	12847	1,589.40	1,589.40		09/30/21	Wells Fargo Financial	000647		120MAIN
09/24/21	12848	9,962.91	9,962.91		09/30/21	EFTPS	900004		120MAIN
09/24/21	Batch 09/24/2021	31,089.79	31,089.79		09/30/21				120MAIN
09/28/21	12853	1,391.79	1,391.79		09/30/21	PNM	000528		120MAIN
09/30/21	12856	38,733.42	38,733.42		09/30/21	CCCS Education Foundation	001285		120MAIN
		<b>220,976.34</b>	<b>220,976.34</b>						

**Cleared Deposits**

Deposited	Deposit #	Deposit Amount	Cleared Amount	Difference	Cleared	Bank Acct
09/10/21	Batch 09/10/2021	181,933.98	181,933.98		09/30/21	120MAIN
09/20/21	Batch 09/20/2021	686.03	686.03		09/30/21	120MAIN
		<b>182,620.01</b>	<b>182,620.01</b>			

**Cleared Other**

Effective	JE #	Amount	Cleared Amount	Difference	Cleared	JE Comment	Bank Acct
09/30/21	CA22-00004	113.03-	113.03-		10/12/21		

# Analyzed Business Checking - PF

Account number: [REDACTED]4978 ■ September 1, 2021 - September 30, 2021 ■ Page 1 of 3



CEASAR CHAVEZ COMMUNITY SCHOOL  
OPERATING ACCOUNT  
1325 PALOMAS DR SE  
ALBUQUERQUE NM 87108-4718

## Questions?

Call your Customer Service Officer or Client Services  
**1-800-AT WELLS** (1-800-289-3557)  
5:00 AM TO 6:00 PM Pacific Time Monday - Friday

Online: [wellsfargo.com](http://wellsfargo.com)

Write: Wells Fargo Bank, N.A. (585)  
P.O. Box 6995  
Portland, OR 97228-6995

## IMPORTANT ACCOUNT INFORMATION

### Revised USPS service standards effective 10/1/21

Effective October 1, 2021, the United States Postal Service (USPS) has revised its service standards for certain First-Class Mail items, resulting in a delivery window of up to five days. Please note this may delay your receipt of mail from us and our receipt of mail from you. Please take this change into account when mailing items to us via USPS.

Consider signing into Wells Fargo Online<sup>®</sup> for quicker access to your account information.

## Account summary

### Analyzed Business Checking - PF

Account number	Beginning balance	Total credits	Total debits	Ending balance
[REDACTED]4978	\$2,154,296.58	\$200,038.54	-\$238,507.90	\$2,115,827.22

## Credits

### Deposits

Effective date	Posted date	Amount	Transaction detail
09/15	09/16	10.59	Reversal of Check Posted 9-15-21 Reposted 9-16-21 as Serial 0000012808 Our Ref: 9-15-21 00000000
09/20	09/21	1,324.11	Reversal of Check Posted 9-20-21 Reposted 9-21-21 as Serial 0000012822 Our Ref: 9-20-21 00000000
09/21	09/22	15,730.85	Reversal of Check Posted 9-21-21 Reposted 9-22-21 as Serial 0000012806 Our Ref: 9-21-21 00000000
09/24	09/27	352.98	Reversal of Check Posted 9-24-21 Reposted 9-27-21 as Serial 0000012839 Our Ref: 9-24-21 00000000
		<b>\$17,418.53</b>	<b>Total deposits</b>





**Electronic deposits/bank credits**

<i>Effective date</i>	<i>Posted date</i>	<i>Amount</i>	<i>Transaction detail</i>
	09/10	181,933.98	State of NEW Mex Vndr Pymt Nmap0001185253 11000 Seg September 2021 11000 Seg September 2021
	09/20	667.90	Bernalillo Count Distr_Pymt Cesar Chavez Community
	09/20	12.13	Sandoval County ACH Paymen 481533 August 2021 Distributio Hb-33
	09/20	6.00	Sandoval County ACH Paymen 481629 August 2021 Distribution Sb-9
		<b>\$182,620.01</b>	<b>Total electronic deposits/bank credits</b>
		<b>\$200,038.54</b>	<b>Total credits</b>

**Debits**

**Electronic debits/bank debits**

<i>Effective date</i>	<i>Posted date</i>	<i>Amount</i>	<i>Transaction detail</i>
	09/08	1,908.90	WT Seq169024 State of NEW Mexico /Bnf=Nmrhca Srf# Gw00000044663740 Trn#210908169024 Rfb# 453
	09/09	15,645.18	WT Seq151406 State of NEW Mexico /Bnf=Nmpsia Srf# Gw00000044696284 Trn#210909151406 Rfb# 454
	09/09	31,043.33	ACH Prep Origintn - Cesar Chavez Com - File 1200948759 Coid 1200948759
	09/09	16,447.97	< Business to Business ACH Debit - Nmerb Web Pay 210908 02336 Cesar Chavez Community
	09/10	9,927.78	< Business to Business ACH Debit - IRS Usat taxpymt 091021 270165320877638 Cesar Chavez Community
	09/13	113.03	Client Analysis Srvc Chrg 210910 Svc Chge 0821 000002004444978
	09/13	200.00	WT Seq201143 Tsa Consulting Group, I /Bnf=Tsa Consulting Group Srf# Gw00000044778738 Trn#210913201143 Rfb# 455
	09/20	2,393.13	< Business to Business ACH Debit - Tax_Rev_Wwt_Ecks Trd Pmnt 210916 2085934848 Cesar Chavez Community
	09/22	1,589.40	< Business to Business ACH Debit - Wells Fargo Bank Loan Lease 210921 00000009475141 Cesar Chavez Community
	09/22	308.45	< Business to Business ACH Debit - Abcwua Water Aut Web Pay 210921 5154939560 Cesar Chavez Community
	09/22	147.00	< Business to Business ACH Debit - Pitney Purchase Direct Deb 210921 Pbpurchaspwr Kate Shelton
	09/23	31,089.79	ACH Prep Origintn - Cesar Chavez Com - File 1200948759 Coid 1200948759
	09/24	9,962.91	< Business to Business ACH Debit - IRS Usat taxpymt 092421 270166733148046 Cesar Chavez Community
	09/28	1,759.77	PNM Web_Pay SEP 21 08304827092721 Cesar Chavez Community
	09/30	38,733.42	WT Fed#09007 Bokf NA /Ftr/Bnf=Cesar Chavez Comm. Sch. Ed. Found. Srf# Gw00000045207147 Trn#210930091844 Rfb# 456
	09/30	1,391.79	PNM Web_Pay SEP 21 08314708092921 Cesar Chavez Community
		<b>\$162,661.85</b>	<b>Total electronic debits/bank debits</b>

< **Business to Business ACH:** If this is a business account, this transaction has a return time frame of one business day from post date. This time frame does not apply to consumer accounts.



**Checks paid**

<i>Number</i>	<i>Amount</i>	<i>Date</i>	<i>Number</i>	<i>Amount</i>	<i>Date</i>	<i>Number</i>	<i>Amount</i>	<i>Date</i>
2806	15,730.85	09/21	12814	1,510.25	09/17	12832 *	171.52	09/21
2808 *	10.59	09/15	12815	1,132.69	09/15	12833	18.21	09/22
2839 *	352.98	09/24	12816	4,854.38	09/20	12834	3,000.00	09/22
12792 *	140.24	09/02	12817	664.18	09/16	12835	90.22	09/21
12794 *	44.00	09/10	12819 *	566.34	09/20	12836	108.04	09/21
12798 *	1,500.24	09/14	12820	474.65	09/21	12839 *	352.98	09/27
12806 *	15,730.85	09/22	12822 *	1,324.11	09/21	12840	5,933.13	09/28
12807	46.82	09/16	12823	2,195.00	09/15	12841	155.50	09/28
12808	10.59	09/16	12824	50.00	09/21	12842	1,514.57	09/28
12809	10,378.92	09/22	12825	106.38	09/20	12845 *	135.55	09/27
12810	329.96	09/28	12826	358.65	09/20	12846	4,315.00	09/28
12811	28.39	09/20	12827	542.19	09/16	200444978 *	1,324.11	09/20
12813 *	643.97	09/16						
<b>\$75,846.05</b>			<b>Total checks paid</b>					

\* Gap in check sequence.

**\$238,507.90 Total debits**

**Daily ledger balance summary**

<i>Date</i>	<i>Balance</i>	<i>Date</i>	<i>Balance</i>	<i>Date</i>	<i>Balance</i>
08/31	2,154,296.58	09/14	2,259,259.89	09/22	2,211,501.59
09/02	2,154,156.34	09/15	2,255,921.61	09/23	2,180,411.80
09/08	2,152,247.44	09/16	2,254,024.45	09/24	2,170,095.91
09/09	2,089,110.96	09/17	2,252,514.20	09/27	2,169,960.36
09/10	2,261,073.16	09/20	2,243,568.85	09/28	2,155,952.43
09/13	2,260,760.13	09/21	2,226,943.57	09/30	2,115,827.22
<b>Average daily ledger balance</b>		<b>\$2,195,390.90</b>			