

**Cesar Chavez Community School  
Financial Update  
April 26, 2022**

**A. BARs**

	<u>BAR #</u>	<u>Fund Description</u>	<u>Reason/Type</u>	<u>Amount</u>
<u>1</u>	2122-0033-I	11000 - Operational	Increase	\$ 13,768
<u>2</u>	2122-0034-I	24106 - IDEA-B	Increase	\$ 4,258
<u>3</u>	2122-0035 - T	28211 - Covid-19 Testing Grant	Transfer	\$ -

**B. Payroll & Accounts Payable Payment Vouchers**

1 March 2022

**C. Financial Statement Reports - as of March 31, 2022**

1 Financial Analysis

2 Bank Reconciliations

**D. Other**

Must submit backup for all BARs,  
except transfers of funds for SEG or  
direct grants

**STATE OF NEW MEXICO**  
**PUBLIC EDUCATION DEPARTMENT**  
300 Don Gaspar Santa Fe, NM 87501-2786  
**Budget Adjustment Request**

Doc. ID: 512-000-2122-0033-I  
Fund Type: General Fund / Capital  
Outlay / Debt Service

Adjustment Type: Increase

Fiscal Year: 2021-2022

Entity Name: Cesar Chavez Community School

Adjustment Changes Intent/Scope of Program Yes or No?: No

Contact: Erik Perez, Business Manager

Total Approved Budget (Flowthrough):

Phone: 505-600-5577

Email: erik@k12accounting.com

<b>FLOWTHROUGH ONLY</b>	
Budget Period: Jul 1 2021 12:00AM	To: Jun 30 2022 12:00AM
A. Approved Carryover:	
B. Total Current Year Allocation:	
D. Total Funding Available:	

Revenue 11000.0000.43202 \$13,768

Fund	Function	Object	Program	Location	Job Class	Present Budget	Adj Amt Exp	Adj Budget	ADD'L FTE
11000 Operational	1000 Instruction	51300 Additional Compensation	1010 Regular Education (K-12) Programs	512001 Cesar Chavez Community School Admin Off.	1411 Teachers-Grades 1-12	\$17,732	\$4,096	\$21,828	
11000 Operational	1000 Instruction	51300 Additional Compensation	1010 Regular Education (K-12) Programs	512001 Cesar Chavez Community School Admin Off.	1711 Instructional Assistants-Grades 1-12	\$10,500	\$787	\$11,287	
11000 Operational	1000 Instruction	51300 Additional Compensation	2000 Special Programs	512001 Cesar Chavez Community School Admin Off.	1412 Teachers-Special Education	\$2,135	\$1,883	\$4,018	
11000 Operational	1000 Instruction	52210 FICA Payments	1010 Regular Education (K-12) Programs	512001 Cesar Chavez Community School Admin Off.	0000 No Job Class	\$14,455	\$244	\$14,699	
11000 Operational	1000 Instruction	52210 FICA Payments	2000 Special Programs	512001 Cesar Chavez Community School Admin Off.	0000 No Job Class	\$8,393	\$56	\$8,449	
11000 Operational	1000 Instruction	52220 Medicare Payments	1010 Regular Education (K-12) Programs	512001 Cesar Chavez Community School Admin Off.	0000 No Job Class	\$6,199	\$64	\$6,263	
11000 Operational	1000 Instruction	52220 Medicare Payments	2000 Special Programs	512001 Cesar Chavez Community School Admin Off.	0000 No Job Class	\$1,964	\$14	\$1,978	
11000 Operational	1000 Instruction	52500 Unemployment Compensation	2000 Special Programs	512001 Cesar Chavez Community School Admin Off.	0000 No Job Class	\$213	\$4	\$217	
11000 Operational	1000 Instruction	52500 Unemployment Compensation	1010 Regular Education (K-12) Programs	512001 Cesar Chavez Community School Admin Off.	0000 No Job Class	\$677	\$21	\$698	
11000 Operational	2100 Support Services-Students	51300 Additional Compensation	0000 No Program	512001 Cesar Chavez Community School Admin Off.	1214 Guidance Counselors/Social Workers	\$875	\$343	\$1,218	
11000 Operational	2100 Support Services-Students	51300 Additional Compensation	0000 No Program	512001 Cesar Chavez Community School Admin Off.	1217 Secretarial/Clerical/Technical Assistants	\$1,540	\$1,323	\$2,863	

11000 Operational	2100 Support Services-Students	51300 Additional Compensation	0000 No Program	512001 Cesar Chavez Community School Admin Off.	1218 School/Student Support	\$4,475	\$2,245	<del>\$6,720</del>	3 of 48
11000 Operational	2100 Support Services-Students	51300 Additional Compensation	4025 At-Risk Special Programs	512001 Cesar Chavez Community School Admin Off.	1214 Guidance Counselors/Social Workers		\$1,171	\$1,171	
11000 Operational	2100 Support Services-Students	52210 FICA Payments	0000 No Program	512001 Cesar Chavez Community School Admin Off.	0000 No Job Class	\$15,012	\$120	\$15,132	
11000 Operational	2100 Support Services-Students	52210 FICA Payments	4025 At-Risk Special Programs	512001 Cesar Chavez Community School Admin Off.	0000 No Job Class		\$11	\$11	
11000 Operational	2100 Support Services-Students	52220 Medicare Payments	4025 At-Risk Special Programs	512001 Cesar Chavez Community School Admin Off.	0000 No Job Class		\$3	\$3	
11000 Operational	2100 Support Services-Students	52220 Medicare Payments	0000 No Program	512001 Cesar Chavez Community School Admin Off.	0000 No Job Class	\$3,512	\$30	\$3,542	
11000 Operational	2100 Support Services-Students	52500 Unemployment Compensation	4025 At-Risk Special Programs	512001 Cesar Chavez Community School Admin Off.	0000 No Job Class	\$132	\$1	\$133	
11000 Operational	2100 Support Services-Students	52500 Unemployment Compensation	0000 No Program	512001 Cesar Chavez Community School Admin Off.	0000 No Job Class	\$371	\$10	\$381	
11000 Operational	2300 Support Services-General Administration	51300 Additional Compensation	0000 No Program	512001 Cesar Chavez Community School Admin Off.	1111 Superintendent		\$847	\$847	
11000 Operational	2300 Support Services-General Administration	52210 FICA Payments	0000 No Program	512001 Cesar Chavez Community School Admin Off.	0000 No Job Class	\$5,351	\$41	\$5,392	
11000 Operational	2300 Support Services-General Administration	52220 Medicare Payments	0000 No Program	512001 Cesar Chavez Community School Admin Off.	0000 No Job Class	\$1,252	\$10	\$1,262	
11000 Operational	2300 Support Services-General Administration	52500 Unemployment Compensation	0000 No Program	512001 Cesar Chavez Community School Admin Off.	0000 No Job Class	\$81	\$3	\$84	
11000 Operational	2400 Support Services-School Administration	51300 Additional Compensation	0000 No Program	512001 Cesar Chavez Community School Admin Off.	1217 Secretarial/Clerical/Technical Assistants	\$7,625	\$419	\$8,044	
11000 Operational	2400 Support Services-School Administration	52210 FICA Payments	0000 No Program	512001 Cesar Chavez Community School Admin Off.	0000 No Job Class	\$4,946	\$17	\$4,963	
11000 Operational	2400 Support Services-School Administration	52220 Medicare Payments	0000 No Program	512001 Cesar Chavez Community School Admin Off.	0000 No Job Class	\$1,630	\$4	\$1,634	
11000 Operational	2400 Support Services-School Administration	52500 Unemployment Compensation	0000 No Program	512001 Cesar Chavez Community School Admin Off.	0000 No Job Class	\$180	\$1	\$181	

	Sub Total	\$13,768	Page 4 of 48
	Indirect Cost		
	DOC. TOTAL	\$13,768	

**Justification:**

Increase BAR for 3% Increase

Compliance with Sections 10-15-1 and 22-8-12, NMSA, 1978 Compilation:

A. The requested budget/changes were authorized at a scheduled Board of Education or Governance Council meeting open to the public on:

B. Justification for the transfer: Explanation such as "underbudgeted", "insufficient budget", or "needed to close out Project" ARE NOT ACCEPTABLE. Attach additional sheets if necessary.

ALL TRANSFER BARS MUST NET OUT TO ZERO ON THE DOC. TOTAL LINE.

Must submit backup for all BARs,  
except transfers of funds for SEG or  
direct grants

**STATE OF NEW MEXICO**  
**PUBLIC EDUCATION DEPARTMENT**  
300 Don Gaspar Santa Fe, NM 87501-2786  
**Budget Adjustment Request**

Doc. ID: 512-000-2122-0034-I

Fund Type: Flowthrough

Adjustment Type: Increase

Fiscal Year: 2021-2022

Entity Name: Cesar Chavez Community School

Adjustment Changes Intent/Scope of Program Yes or No?: No

Contact: Erik Perez, Business Manager

Total Approved Budget (Flowthrough):

Phone: 505-600-5577

Email: erik@k12accounting.com

FLOWTHROUGH ONLY	
Budget Period: 07/01/2021	To: 06/30/2022
A. Approved Carryover:	
B. Total Current Year Allocation:	
D. Total Funding Available:	

Revenue 24106.0000.44500 \$4,258

Fund	Function	Object	Program	Location	Job Class	Present Budget	Adj Amt Exp	Adj Budget	ADD'L FTE
24106 Entitlement IDEA-B	1000 Instruction	52112 ERA - Retiree Health	0000 No Program	512001 Cesar Chavez Community School Admin Off.	0000 No Job Class	\$947	\$500	\$1,447	
24106 Entitlement IDEA-B	2100 Support Services-Students	53211 Diagnosticians - Contracted	2000 Special Programs	512001 Cesar Chavez Community School Admin Off.	0000 No Job Class	\$1,208	\$1,758	\$2,966	
24106 Entitlement IDEA-B	2100 Support Services-Students	53212 Speech Therapists - Contracted	2000 Special Programs	512001 Cesar Chavez Community School Admin Off.	0000 No Job Class	\$3,569	\$2,000	\$5,569	
Sub Total							\$4,258		
Indirect Cost									
<b>DOC. TOTAL</b>							\$4,258		

**Justification:**

Increase BAR

Compliance with Sections 10-15-1 and 22-8-12, NMSA, 1978 Compilation:

A. The requested budget/changes were authorized at a scheduled Board of Education or Governance Council meeting open to the public on:

B. Justification for the transfer: Explanation such as "underbudgeted", "insufficient budget", or "needed to close out Project" ARE NOT ACCEPTABLE. Attach additional sheets if necessary.

ALL TRANSFER BARS MUST NET OUT TO ZERO ON THE DOC. TOTAL LINE.

Must submit backup for all BARs,  
except transfers of funds for SEG or  
direct grants

**STATE OF NEW MEXICO**  
**PUBLIC EDUCATION DEPARTMENT**  
300 Don Gaspar Santa Fe, NM 87501-2786  
**Budget Adjustment Request**

Doc. ID: 512-000-2122-0035-T

Fund Type: Direct Grant

Adjustment Type: Transfer

Fiscal Year: 2021-2022

Entity Name: Cesar Chavez Community School

Adjustment Changes Intent/Scope of Program Yes or No?: No

Contact: Erik Perez, Business Manager

Total Approved Budget (Flowthrough):

Phone: 505-600-5577

Email: erik@k12accounting.com

<b>FLOWTHROUGH ONLY</b>	<b>Budget Period:</b> Jul 1 2021 12:00AM	<b>To:</b> Jun 30 2022 12:00AM
<b>A. Approved Carryover:</b>		
<b>B. Total Current Year Allocation:</b>		
<b>D. Total Funding Available:</b>		

Fund	Function	Object	Program	Location	Job Class	Present Budget	Adj Amt Exp	Adj Budget	ADD'L FTE
28211 NM Schools Covid-19 Testing Program DOH	1000 Instruction	56118 General Supplies and Materials	1010 Regular Education (K- 12) Programs	512001 Cesar Chavez Community School Admin Off.	0000 No Job Class	\$75,820	(\$30,000)	\$45,820	
28211 NM Schools Covid-19 Testing Program DOH	2100 Support Services-Students	56118 General Supplies and Materials	0000 No Program	512001 Cesar Chavez Community School Admin Off.	0000 No Job Class		\$30,000	\$30,000	
Sub Total							\$0		
Indirect Cost									
<b>DOC. TOTAL</b>							\$0		

**Justification:**

Transfer BAR

Compliance with Sections 10-15-1 and 22-8-12, NMSA, 1978 Compilation:

A. The requested budget/changes were authorized at a scheduled Board of Education or Governance Council meeting open to the public on:

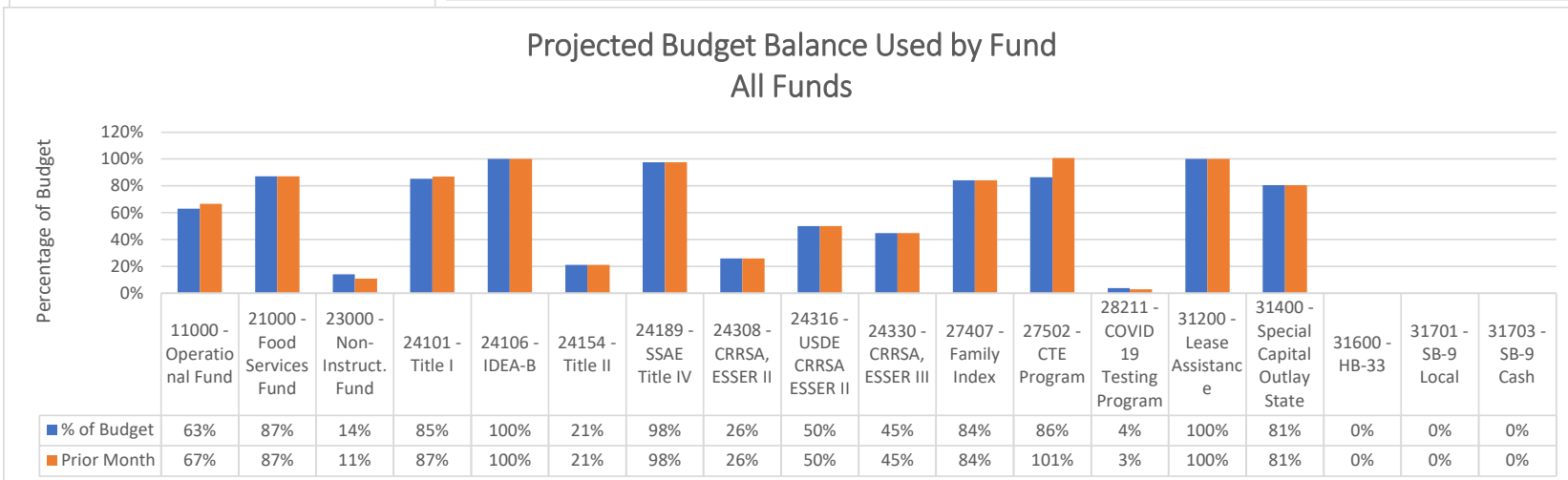
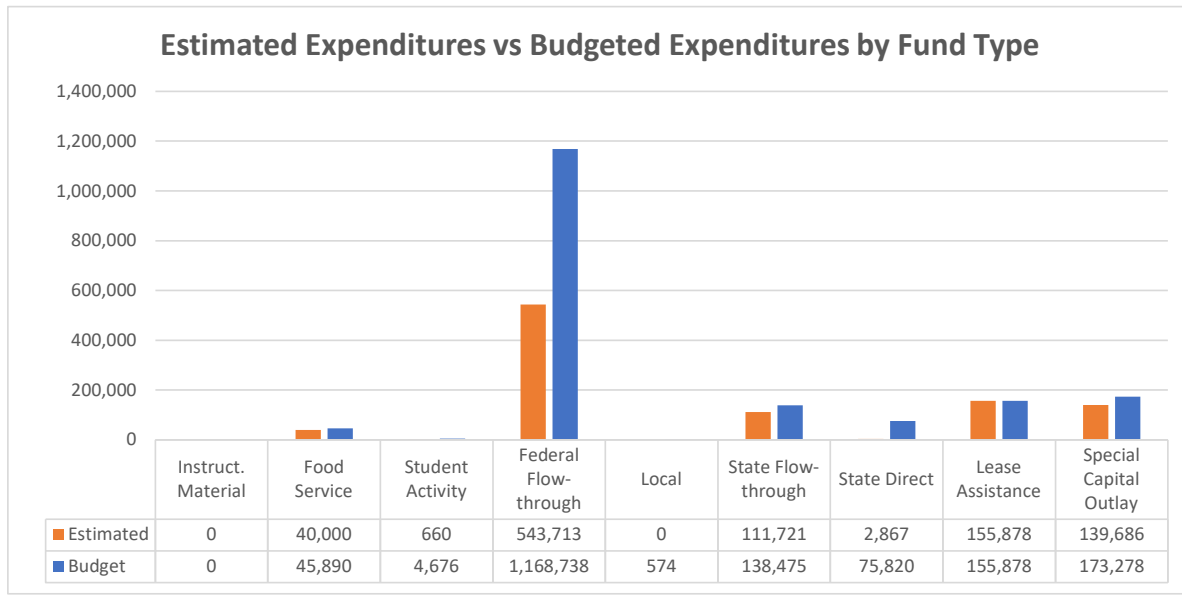
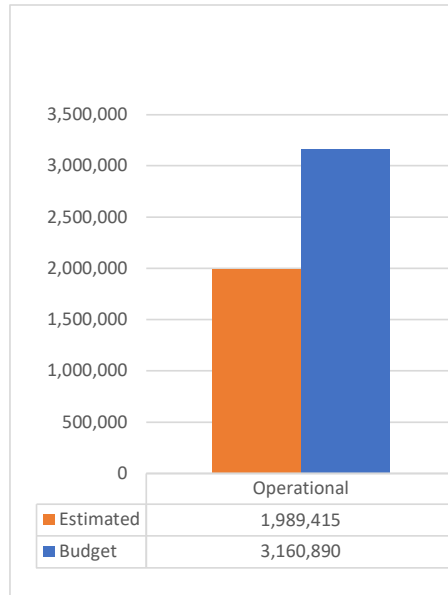
B. Justification for the transfer: Explanation such as "underbudgeted", "insufficient budget", or "needed to close out Project" ARE NOT ACCEPTABLE. Attach additional sheets if necessary.

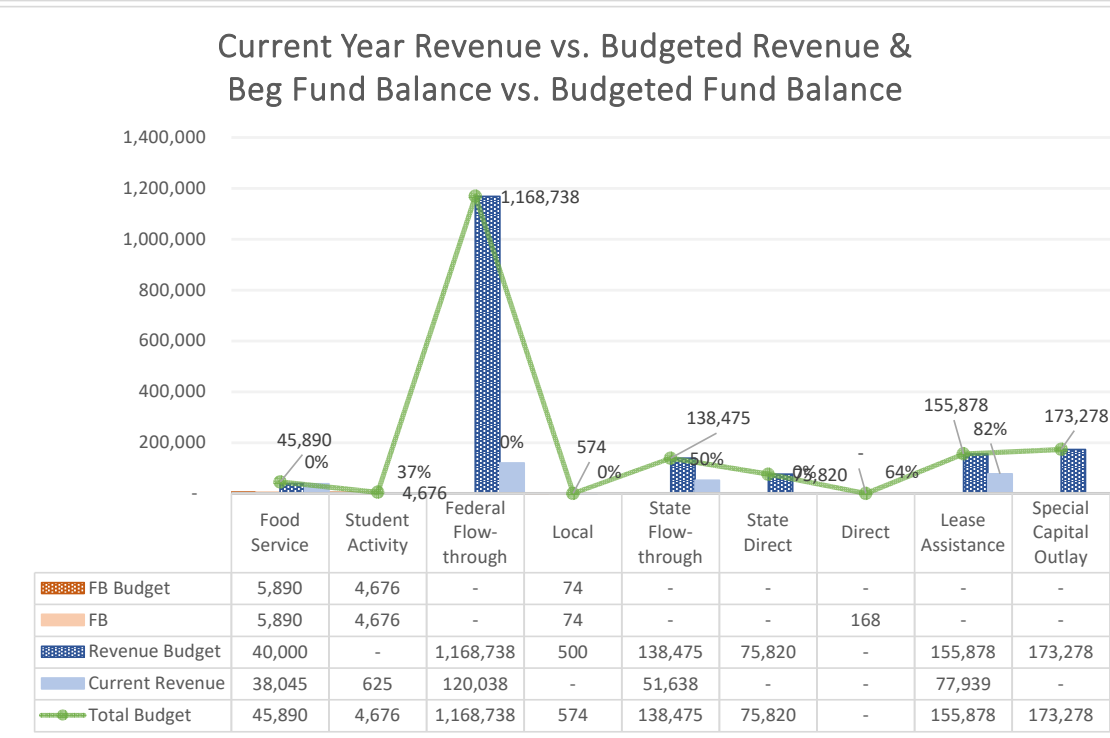
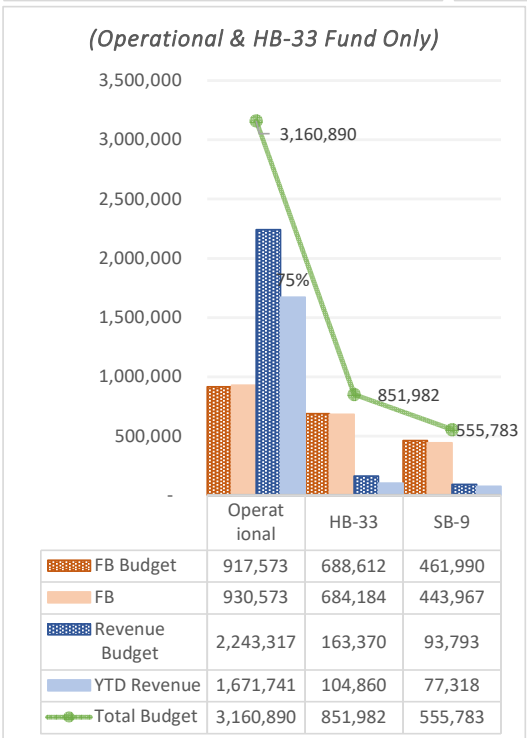
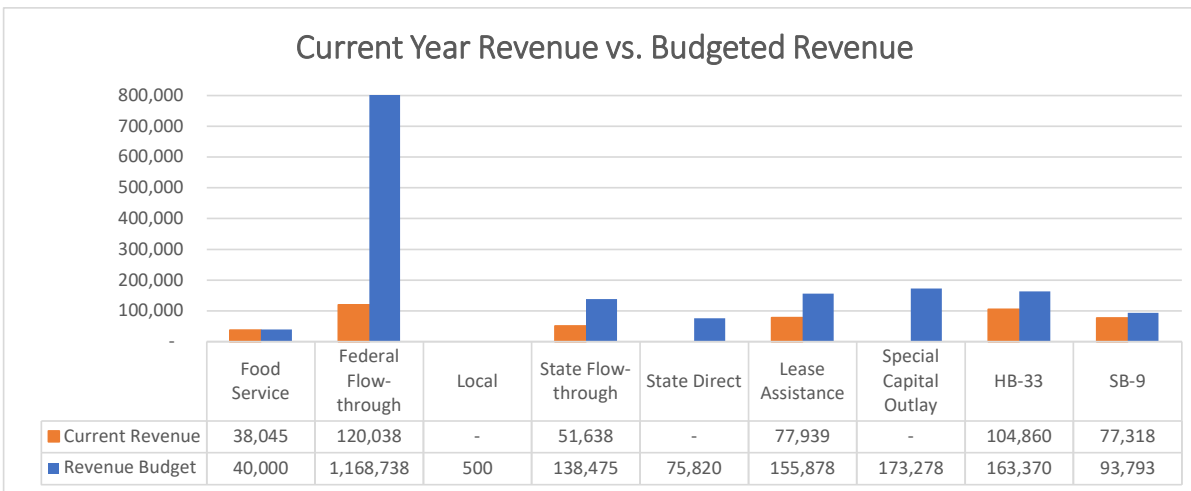
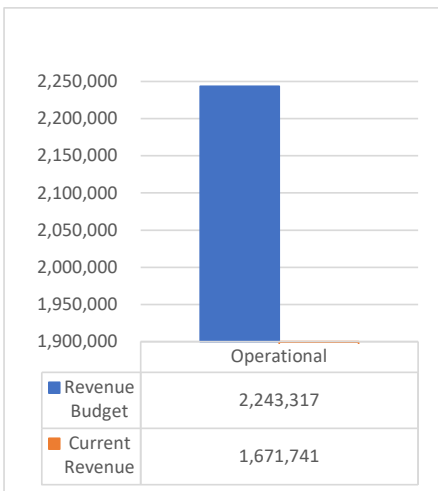
ALL TRANSFER BARS MUST NET OUT TO ZERO ON THE DOC. TOTAL LINE.

# Cesar Chavez Community School

## Expenditure Analytical Review

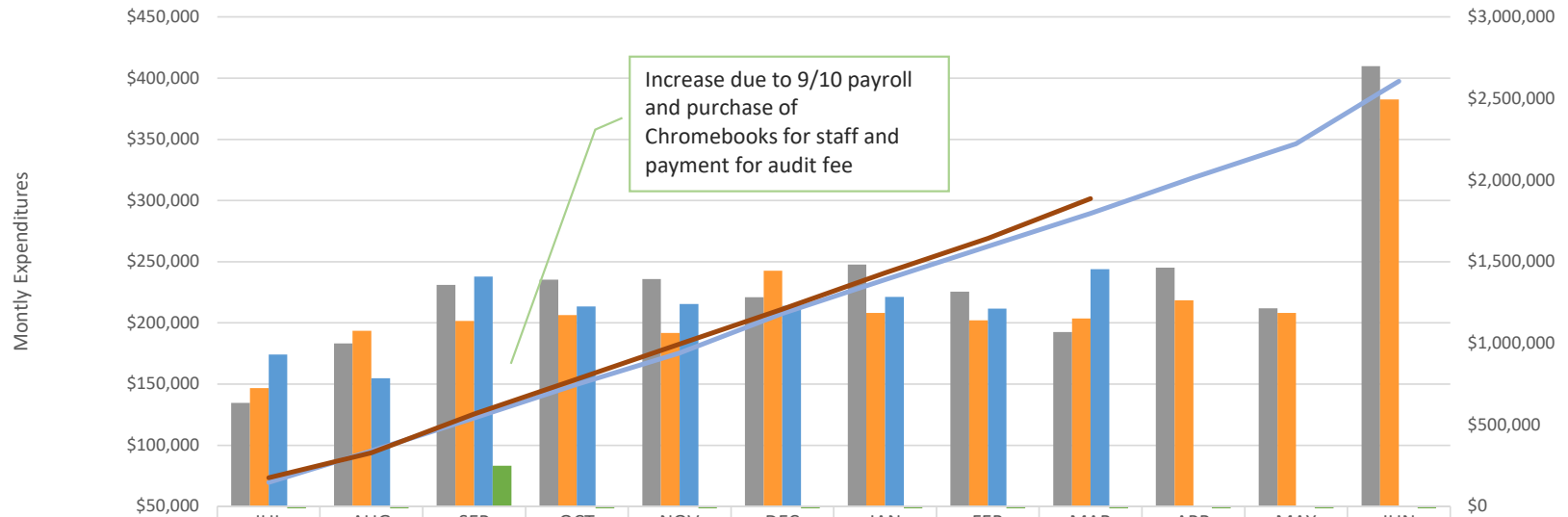
March 31, 2022



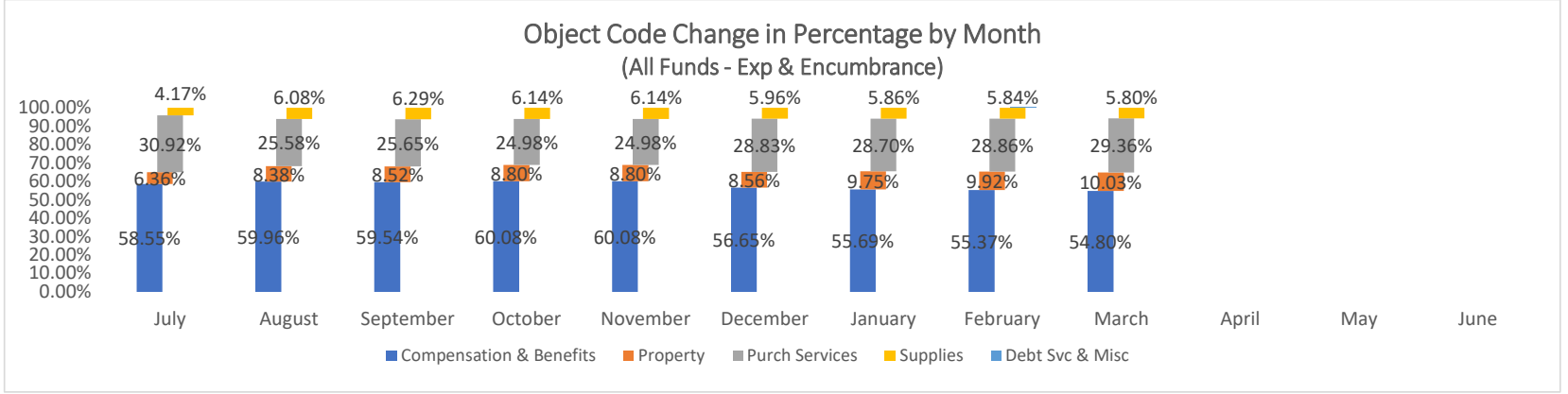
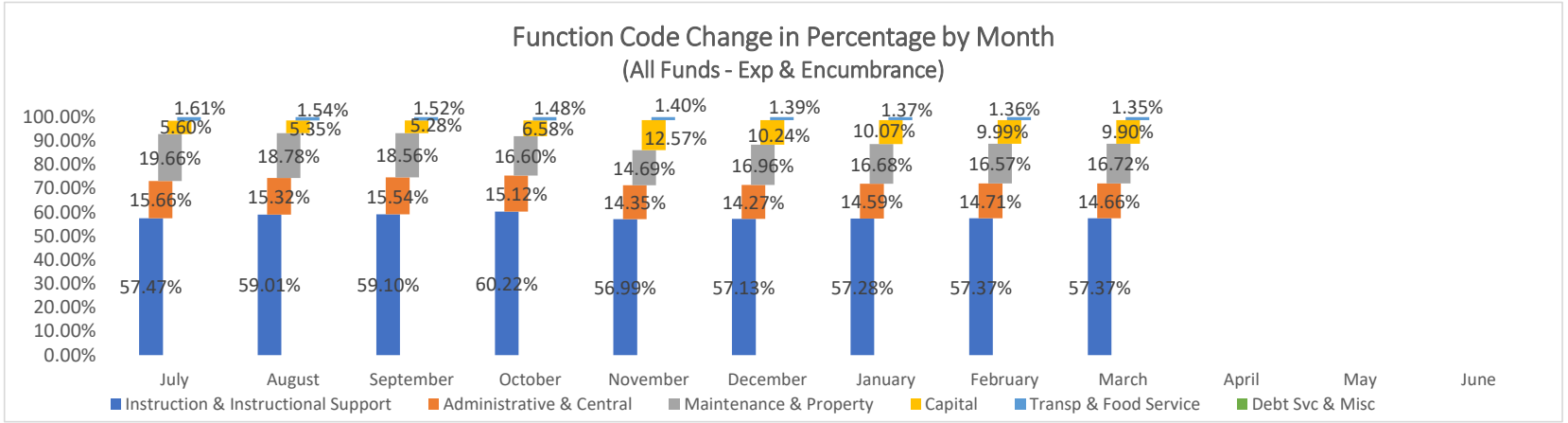
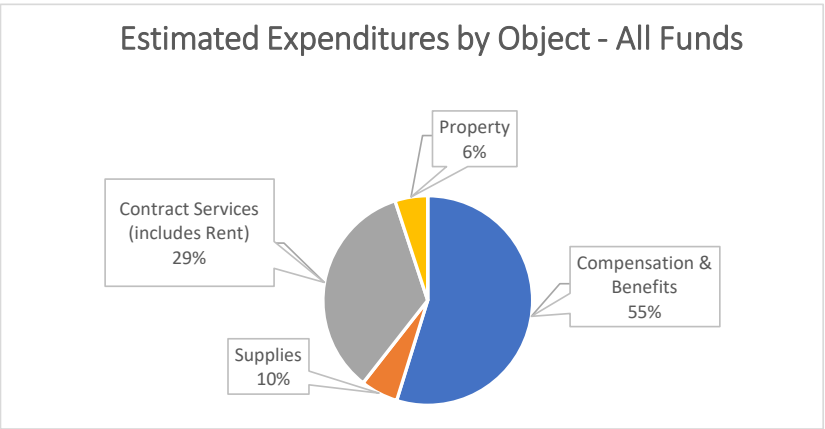
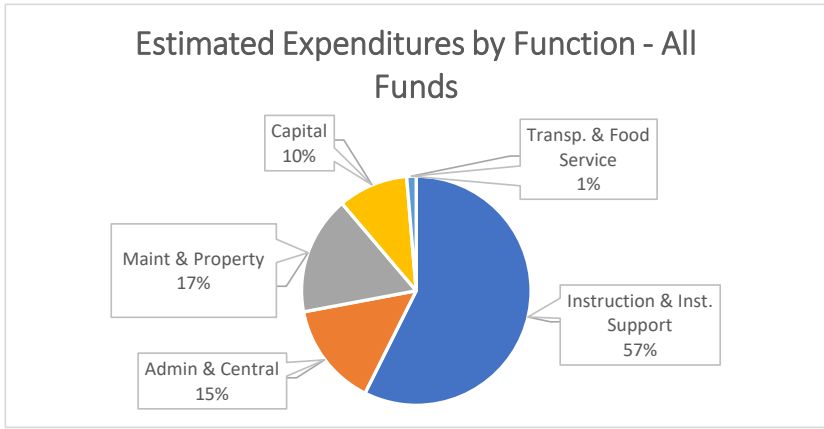


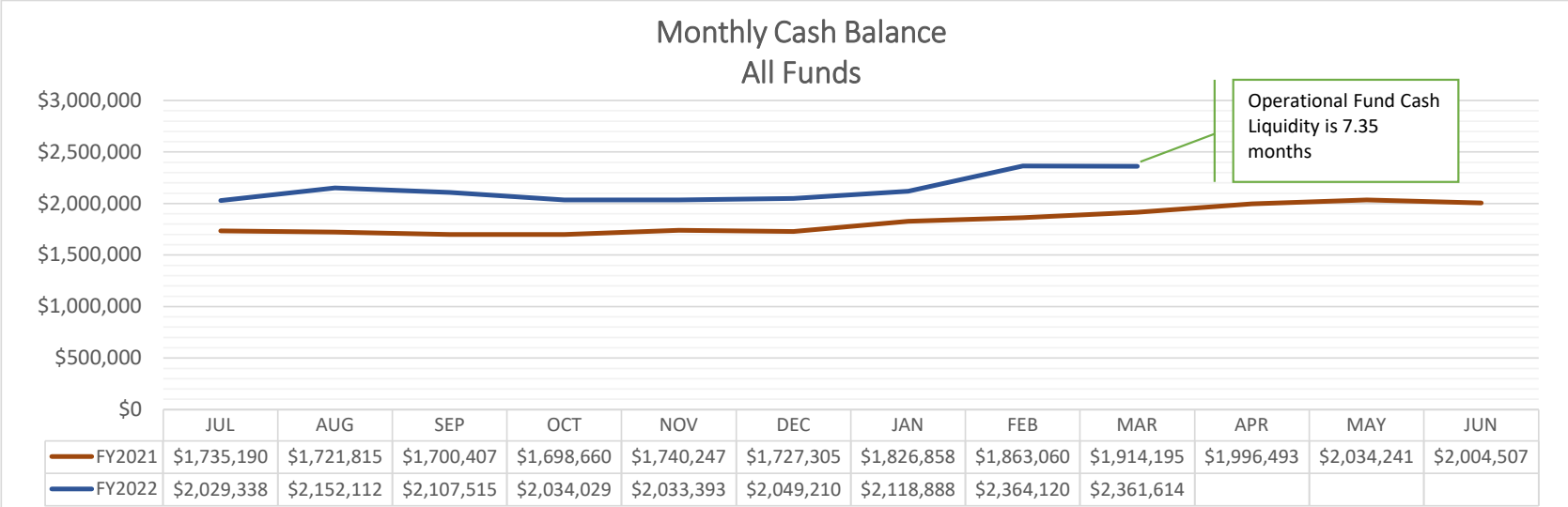


### Yearly Expenditure Comparison by Month - All Funds



	JUL	AUG	SEP	OCT	NOV	DEC	JAN	FEB	MAR	APR	MAY	JUN
2019/2020	\$134,593	\$183,117	\$230,967	\$235,254	\$235,913	\$221,046	\$247,751	\$225,609	\$192,644	\$245,131	\$212,029	\$409,935
2020/2021	\$146,788	\$193,621	\$201,567	\$206,435	\$191,743	\$242,615	\$208,239	\$202,214	\$203,663	\$218,418	\$208,192	\$382,718
2021/2022	\$174,250	\$154,657	\$237,922	\$213,328	\$215,427	\$214,021	\$221,286	\$211,638	\$243,855			
Monthly Change	\$0	-\$19,593	\$83,265	-\$24,594	\$2,099	-\$1,406	\$7,265	-\$9,648	\$32,217	-\$243,855	\$0	\$0
YTD PY	\$146,788	\$340,409	\$541,976	\$748,411	\$940,154	\$1,182,769	\$1,391,008	\$1,593,222	\$1,796,885	\$2,015,303	\$2,223,494	\$2,606,212
YTD	\$174,250	\$328,908	\$566,829	\$780,157	\$995,585	\$1,209,606	\$1,430,892	\$1,642,531	\$1,886,386			





## Checks Dated 03/01/2022 through 03/31/2022

Check Number	Check Date	Pay to the Order of	Check Amount
13086	03/03/2022	ACES	10,856.08
13087	03/03/2022	ACR LLC	329.96
13088	03/03/2022	Arness, Tani	379.24
13089	03/03/2022	Century Link	625.31
13090	03/03/2022	Charter School Testing Svcs.	1,132.69
13091	03/03/2022	EM3 Networks, LLC	131.47
13092	03/03/2022	Everett, Nathan	220.62
13093	03/03/2022	LaBarge Landscape	140.24
13094	03/03/2022	LSG and Associates Inc	4,105.00
13095	03/03/2022	PCSNM	400.00
13096	03/03/2022	SRSNM LLC	1,324.11
13097	03/03/2022	Waste Management of New Mexico	223.22
13098	03/03/2022	Wells Fargo Financial	1,589.40
13099	03/03/2022	Cuddy & McCarthy LLP	135.55
13100	03/07/2022	NM Educational RetirementBoard	24,914.19
13101	03/07/2022	NM RHC	2,891.45
13103	03/10/2022	AJF Enterprise Inc	531.98
13104	03/10/2022	Amazon.com	1,922.84
13105	03/10/2022	Century Link	106.00
13106	03/10/2022	Charter School Nursing	2,416.40
13107	03/10/2022	Crystal Springs Bottled Water	7.87
13108	03/10/2022	Dick Blick Art Materials	53.86
13109	03/10/2022	Everett, Nathan	75.00
13110	03/10/2022	InAccord, P.C.	2,696.88
13111	03/10/2022	Mark's Plumbing & Heating	2,826.32
13112	03/10/2022	NaMa Catering	3,950.10
13113	03/10/2022	New Mexico Gas Company	582.49
13114	03/10/2022	Richard M. Romero Consulting	539.38
13115	03/10/2022	Sam's Club & Wal-mart	48.56
13116	03/10/2022	Siarza Social Digital LLC	465.50
13117	03/10/2022	TSA Consulting Group, Inc.	50.00
13118	03/10/2022	Verizon Wireless	211.68
13119	03/10/2022	Century Link	92.05
13120	03/10/2022	Scenario Learning, LLC	1,305.50
13121	03/11/2022	NM Taxation/Revenue Department	2,586.02
13122	03/11/2022	EPARS TSA Consulting Group Inc	200.00
13123	03/07/2022	NMPSIA	18,261.54
13124	03/15/2022	ABCWUA	342.04
13125	03/15/2022	Amazon.com	1,774.16
13126	03/15/2022	Crystal Springs Bottled Water	12.95
13127	03/15/2022	Lockbox Services - #0138408 , Powerschool Group LLC	12,590.00
13128	03/15/2022	Herff Jones LLC	14.29
13129	03/22/2022	ABCWUA	30.00
13130	03/22/2022	CCCS Education Foundation	40,720.05
13131	03/22/2022	CES	1,643.54
13132	03/22/2022	New Mexico Gas Company	361.46
13133	03/22/2022	Pitney Bowes	147.00
13135	03/22/2022	Bowers, Amy	99.00
13136	03/30/2022	360 Business Products	1,196.40

The preceding Checks have been issued in accordance with the District's Policy and authorization of the Board of Trustees. It is recommended that the preceding Checks be approved.



Page 1 of 2

**Checks Dated 03/01/2022 through 03/31/2022**

Check Number	Check Date	Pay to the Order of	Check Amount
13137	03/30/2022	ACR LLC	329.96
13138	03/30/2022	AJF Enterprise Inc	736.58
13139	03/30/2022	Amazon.com	1,395.23
13140	03/30/2022	Arness, Tani	35.90
13141	03/30/2022	Century Link	625.31
13142	03/30/2022	LaBarge Landscape	140.24
13143	03/30/2022	PNM	1,242.29
13144	03/30/2022	SRSNM LLC	1,324.11
<b>Total Number of Checks</b>			<b>57</b>
			<b>153,089.01</b>

**Fund Recap**

Fund	Description	Check Count	Expensed Amount
11000	Operational Fund	55	114,446.31
21000	Food Services Fund	1	3,950.10
23000	Non-Instruct. Fund	1	48.56
24101	Title I - IASA	4	2,277.58
24106	IDEA-B Entitlement	4	1,758.54
24189	SSAE Title IV	4	283.10
24308	CRRSA, ESSER II	4	1,301.20
24330	CRRSA, ESSER III	4	10,104.56
27407	Family Income Index	4	2,692.40
27502	Next Gen CTE	4	494.90
28211	NM Schools Covid Test	2	2,741.93
31200	Public School Capital Outlay	1	12,989.83
Total Number of Checks		<b>57</b>	153,089.01
Less Unpaid Tax Liability			.00
<b>Net (Check Amount)</b>			<b>153,089.01</b>

The preceding Checks have been issued in accordance with the District's Policy and authorization of the Board of Trustees. It is recommended that the preceding Checks be approved.



Bank Account 120MAIN - Wells Fargo Operating Account

Payment Id	Comment					
Check # 13086	11000	03/03/2022	Check Amt	<b>10,856.08</b>	Status Cleared	<b>ACES (001522/2)</b>
9030			Employment Membership - Advertisement		11000- 2300- 55400- 0000- 512001- 0000- 00000	450.00
9065			Business Manager Services & Software		11000- 2500- 53414- 0000- 512001- 0000- 00000	10,378.92
9080			Tax Forms: CY2021		11000- 2500- 56118- 0000- 512001- 0000- 00000	27.16
Check # 13087	11000	03/03/2022	Check Amt	<b>329.96</b>	Status Cleared	<b>ACR LLC (001267/2)</b>
6516			STARS		11000- 2100- 55915- 0000- 512001- 0000- 00000	329.96
Check # 13088	11000	03/03/2022	Check Amt	<b>379.24</b>	Status Cleared	<b>Arness, Tani (000696/1)</b>
53577957			Indeed -Job Advertising- Reimbursement		11000- 2300- 55400- 0000- 512001- 0000- 00000	242.52
54981706			Indeed -Job Advertising- Reimbursement		11000- 2300- 55400- 0000- 512001- 0000- 00000	136.72
Check # 13089	11000	03/03/2022	Check Amt	<b>625.31</b>	Status Cleared	<b>Century Link (001355/1)</b>
281361529			Phone, Fax Servcie		11000- 2600- 54416- 0000- 512001- 0000- 00000	625.31
Check # 13090	11000	03/03/2022	Check Amt	<b>1,132.69</b>	Status Cleared	<b>Charter School Testing Svcs. (000307/1)</b>
2122054			Testing Services		11000- 2600- 55915- 0000- 512001- 0000- 00000	1,132.69
Check # 13091	11000	03/03/2022	Check Amt	<b>131.47</b>	Status Cleared	<b>EM3 Networks, LLC (010028/1)</b>
11859			Internet Services		11000- 2600- 54416- 0000- 512001- 0000- 00000	131.47
Check # 13092	11000	03/03/2022	Check Amt	<b>220.62</b>	Status Cleared	<b>Everett, Nathan (001561/1)</b>
20220213			Reimbursements for Position Advertisement		11000- 2300- 55400- 0000- 512001- 0000- 00000	20.62
20220215			Reimbursements for Position Advertisement		11000- 2300- 55400- 0000- 512001- 0000- 00000	75.00
20220225			Reimbursements for Position Advertisement		11000- 2300- 55400- 0000- 512001- 0000- 00000	125.00
Check # 13093	11000	03/03/2022	Check Amt	<b>140.24</b>	Status Cleared	<b>LaBarge Landscape (010003/1)</b>
42594			Landscaping Services		11000- 2600- 54312- 0000- 512001- 0000- 00000	140.24
Check # 13094	11000	03/03/2022	Check Amt	<b>4,105.00</b>	Status Cleared	<b>LSG and Associates Inc (010013/1)</b>
5872			Psychologist Evaluations		11000- 2100- 53215- 2000- 512001- 0000- 00000	2,800.00
5873			SLP and OT Services		11000- 2100- 53212- 2000- 512001- 0000- 00000	1,155.00
5874			SLP and OT Services		11000- 2100- 53213- 2000- 512001- 0000- 00000	150.00
Check # 13095	11000	03/03/2022	Check Amt	<b>400.00</b>	Status Cleared	<b>PCSNM (000496/2)</b>
2022-OGBT-04			GC Member Prof. Devel.		11000- 2300- 55812- 0000- 512001- 0000- 00000	400.00
Check # 13096	11000	03/03/2022	Check Amt	<b>1,324.11</b>	Status Cleared	<b>SRSNM LLC (010125/2)</b>
16355			Cleaning Services		11000- 2600- 55915- 0000- 512001- 0000- 00000	1,324.11
Check # 13097	11000	03/03/2022	Check Amt	<b>223.22</b>	Status Cleared	<b>Waste Management of New Mexico (001428/1)</b>
0183535-0573-0			Waste Mangement		11000- 2600- 53711- 0000- 512001- 0000- 00000	13.32
					11000- 2600- 54415- 0000- 512001- 0000- 00000	209.90
Check # 13098	11000	03/03/2022	Check Amt	<b>1,589.40</b>	Status Cleared	<b>Wells Fargo Financial (000647/1)</b>
5019124939			Copy Machine Lease		11000- 2500- 54620- 0000- 512001- 0000- 00000	1,589.40

Selection Sorted by Check Number, Inv #, Include Address=No, (Org = 120, Source = N, Pay To = N, Payment Method = N, Starting Check Date = 3/1/2022, Ending Check Date = 3/31/2022, Summary? = N, Sort/Group 1 = , Sort/Group 2 = )



Bank Account 120MAIN - Wells Fargo Operating Account

Payment Id	Comment							
Check # 13099	11000	03/03/2022	Check Amt	135.55	Status Cleared	Cuddy & McCarthy LLP (010009/1)		
15862	Attorney Fees					11000- 2300- 53413- 0000- 512001- 0000- 00000		135.55
Check # 13100	11000	03/07/2022	Check Amt	24,914.19	Status Cleared	NM Educational RetirementBoard (900005/1)		
20220210-REG	NM Educational RetirementBoard (900005/1) 02/10/2022 (REG)					11000- - 23124- - - - -		7,650.26
						24101- - 23124- - - - -		631.97
						24106- - 23124- - - - -		509.46
						24189- - 23124- - - - -		77.94
						24308- - 23124- - - - -		275.51
						24330- - 23124- - - - -		2,437.06
						27407- - 23124- - - - -		684.71
						27502- - 23124- - - - -		160.07
20220225-REG	NM Educational RetirementBoard (900005/1) 02/25/2022 (REG)					11000- - 23124- - - - -		7,710.49
						24101- - 23124- - - - -		631.97
						24106- - 23124- - - - -		509.46
						24189- - 23124- - - - -		77.94
						24308- - 23124- - - - -		275.51
						24330- - 23124- - - - -		2,437.06
						27407- - 23124- - - - -		684.71
						27502- - 23124- - - - -		160.07
Check # 13101	11000	03/07/2022	Check Amt	2,891.45	Status Cleared	NM RHC (900006/1)		
20220210-REG	NM RHC (900006/1) 02/10/2022 (REG)					11000- - 23123- - - - -		887.86
						24101- - 23123- - - - -		73.34
						24106- - 23123- - - - -		59.13
						24189- - 23123- - - - -		9.04
						24308- - 23123- - - - -		31.98
						24330- - 23123- - - - -		282.83
						27407- - 23123- - - - -		79.46
						27502- - 23123- - - - -		18.59
20220225-REG	NM RHC (900006/1) 02/25/2022 (REG)					11000- - 23123- - - - -		894.85
						24101- - 23123- - - - -		73.34
						24106- - 23123- - - - -		59.13
						24189- - 23123- - - - -		9.04
						24308- - 23123- - - - -		31.98
						24330- - 23123- - - - -		282.83
						27407- - 23123- - - - -		79.46

Bank Account 120MAIN - Wells Fargo Operating Account

Payment Id	Comment						
Check # 13101	11000	03/07/2022	Check Amt	<b>2,891.45</b>	Status Cleared	NM RHC (900006/1) - continued	
20220225-REG		NM RHC (900006/1) 02/25/2022 (REG)		27502-	- 23123-	-	18.59
* Break in sequence							
Check # 13103	11000	03/10/2022	Check Amt	<b>531.98</b>	Status Cleared	AJF Enterprise Inc (010154/1)	
10377		Security Services		11000- 2600- 55915-	0000- 512001- 0000-	00000	531.98
Check # 13104	11000	03/10/2022	Check Amt	<b>1,922.84</b>	Status Cleared	Amazon.com (001361/1)	
433396577645		Classroom Supplies		11000- 1000- 56112-	1010- 512001- 0000-	00000	26.00
445733386885		Classroom Supplies		11000- 1000- 56112-	1010- 512001- 0000-	00000	11.60
466946654355		Classroom Supplies		11000- 1000- 56112-	1010- 512001- 0000-	00000	22.26
467764453445		Classroom Supplies		11000- 1000- 56112-	1010- 512001- 0000-	00000	13.00
469848686556		Classroom Supplies		11000- 1000- 56112-	1010- 512001- 0000-	00000	33.92
475856988586		Classroom Supplies		11000- 1000- 56112-	1010- 512001- 0000-	00000	13.00
477664635487		Classroom Supplies		11000- 1000- 56112-	1010- 512001- 0000-	00000	33.92
494859593833		Classroom Supplies		11000- 1000- 56112-	1010- 512001- 0000-	00000	18.37
557453956466		Classroom Supplies		11000- 1000- 56112-	1010- 512001- 0000-	00000	7.86
595735973387		Classroom Supplies		11000- 1000- 56112-	1010- 512001- 0000-	00000	7.76
636465974876		Classroom Supplies		11000- 1000- 56112-	1010- 512001- 0000-	00000	33.92
637344895456		Toner for Fax Machine		11000- 2400- 56118-	0000- 512001- 0000-	00000	51.50
644666843759		Classroom Supplies		11000- 1000- 56112-	1010- 512001- 0000-	00000	14.48
647356977794		Office Supplies		11000- 2400- 56118-	0000- 512001- 0000-	00000	119.99
6765959338756		Classroom Supplies		11000- 1000- 56112-	1010- 512001- 0000-	00000	13.00
689585385354		Classroom Supplies		11000- 1000- 56112-	1010- 512001- 0000-	00000	11.65
739733637387		Classroom Supplies		11000- 1000- 56112-	1010- 512001- 0000-	00000	7.46
758496743849		Classroom Supplies		11000- 1000- 56112-	1010- 512001- 0000-	00000	91.00
769696965846		Classroom Supplies		11000- 1000- 56118-	1010- 512001- 0000-	00000	100.91
775454976537		Classroom Supplies		11000- 1000- 56112-	1010- 512001- 0000-	00000	26.00
838838958676		Classroom Supplies		11000- 1000- 56112-	1010- 512001- 0000-	00000	156.00
838938586443		Classroom Supplies		11000- 1000- 56112-	1010- 512001- 0000-	00000	646.32
873775496376		Classroom Supplies		11000- 1000- 56112-	1010- 512001- 0000-	00000	26.00
887679677956		Classroom Supplies		11000- 1000- 56112-	1010- 512001- 0000-	00000	117.00
895963734593		Classroom Supplies		11000- 1000- 56112-	1010- 512001- 0000-	00000	33.92
984949475538		Classroom Supplies		11000- 1000- 56112-	1010- 512001- 0000-	00000	169.00
995986343456		Classroom Supplies		11000- 1000- 56112-	1010- 512001- 0000-	00000	117.00
Check # 13105	11000	03/10/2022	Check Amt	<b>106.00</b>	Status Cleared	Century Link (001355/1)	
272B 20220301		Phone, Fax Servcie		11000- 2600- 54416-	0000- 512001- 0000-	00000	106.00
Check # 13106	11000	03/10/2022	Check Amt	<b>2,416.40</b>	Status Cleared	Charter School Nursing (000847/1)	

Selection Sorted by Check Number, Inv #, Include Address=No, (Org = 120, Source = N, Pay To = N, Payment Method = N, Starting Check Date = 3/1/2022, Ending Check Date = 3/31/2022, Summary? = N, Sort/Group 1 = , Sort/Group 2 = )





Bank Account 120MAIN - Wells Fargo Operating Account

Payment Id	Comment						
Check # 13106	11000	03/10/2022	Check Amt	2,416.40	Status Cleared	Charter School Nursing (000847/1) - continued	
12312018-306		Nurse Services				11000- 2100- 53414- 0000- 512001- 0000- 00000	2,416.40
Check # 13107	11000	03/10/2022	Check Amt	7.87	Status Printed	Crystal Springs Bottled Water (000334/1)	
223221115		Bottled Water				11000- 2400- 56118- 0000- 512001- 0000- 00000	7.87
Check # 13108	11000	03/10/2022	Check Amt	53.86	Status Cleared	Dick Blick Art Materials (001325/2)	
8142729		Art Supplies for Monique Montoya				11000- 1000- 56118- 1010- 512001- 0000- 00000	53.86
Check # 13109	11000	03/10/2022	Check Amt	75.00	Status Cleared	Everett, Nathan (001561/1)	
4532776280167299		Reimbursements for Position Advertisement				11000- 2300- 55400- 0000- 512001- 0000- 00000	75.00
Check # 13110	11000	03/10/2022	Check Amt	2,696.88	Status Cleared	InAccord, P.C. (010157/1)	
447		Attorney Fees				11000- 2300- 53413- 0000- 512001- 0000- 00000	2,696.88
Check # 13111	11000	03/10/2022	Check Amt	2,826.32	Status Cleared	Mark's Plumbing & Heating (001401/1)	
14122		School Maintenance				11000- 2600- 54312- 0000- 512001- 0000- 00000	2,826.32
Check # 13112	21000	03/10/2022	Check Amt	3,950.10	Status Cleared	NaMa Catering (001495/1)	
1419		Food Services				21000- 3100- 56116- 0000- 512001- 0000- 00000	3,950.10
Check # 13113	11000	03/10/2022	Check Amt	582.49	Status Cleared	New Mexico Gas Company (001288/1)	
20220218		Utilities - Gas				11000- 2600- 54412- 0000- 512001- 0000- 00000	582.49
Check # 13114	11000	03/10/2022	Check Amt	539.38	Status Cleared	Richard M. Romero Consulting (001407/1)	
1659		Lobbyist Services FY22				11000- 2300- 55915- 0000- 512001- 0000- 00000	539.38
Check # 13115	23000	03/10/2022	Check Amt	48.56	Status Cleared	Sam's Club & Wal-mart (000935/1)	
20220308		Snacks for ELL Testing				23000- 1000- 56118- 1010- 512001- 0000- 00000	48.56
Check # 13116	11000	03/10/2022	Check Amt	465.50	Status Cleared	Siarza Social Digital LLC (010147/1)	
122316		Siarza Integrated Marketing Plan				11000- 2500- 55400- 0000- 512001- 0000- 00000	465.50
Check # 13117	11000	03/10/2022	Check Amt	50.00	Status Cleared	TSA Consulting Group, Inc. (001363/1)	
77281		Section 403B Admin. Charges				11000- 2500- 55915- 0000- 512001- 0000- 00000	50.00
Check # 13118	11000	03/10/2022	Check Amt	211.68	Status Cleared	Verizon Wireless (000658/1)	
9900091330		Cell Phone Services				11000- 2600- 54416- 0000- 512001- 0000- 00000	211.68
Check # 13119	11000	03/10/2022	Check Amt	92.05	Status Cleared	Century Link (001355/1)	
156B 20220228		Phone, Fax Service				11000- 2600- 54416- 0000- 512001- 0000- 00000	92.05
Check # 13120	11000	03/10/2022	Check Amt	1,305.50	Status Cleared	Scenario Learning, LLC (010161/2)	
INV43066		Annual Subscripton , Training				11000- 2200- 56113- 0000- 512001- 0000- 00000	1,305.50
Check # 13121	11000	03/11/2022	Check Amt	2,586.02	Status Cleared	NM Taxation/Revenue Department (900003/1)	
20220210-REG		NM Taxation/Revenue Department (900003/1) 02/10/2022 (REG)				11000- - 23142- - - -	832.20

Selection Sorted by Check Number, Inv #, Include Address=No, (Org = 120, Source = N, Pay To = N, Payment Method = N, Starting Check Date = 3/1/2022, Ending Check Date = 3/31/2022, Summary? = N, Sort/Group 1 = , Sort/Group 2 = )



**Bank Account 120MAIN - Wells Fargo Operating Account**

Payment Id	Comment								
Check # 13121	11000	03/11/2022	Check Amt	<b>2,586.02</b>	Status Cleared	<b>NM Taxation/Revenue Department (900003/1) - continued</b>			
20220210-REG	NM Taxation/Revenue Department (900003/1) 02/10/2022 (REG)				24101-	- 23142-	-	-	33.12
					24106-	- 23142-	-	-	58.18
					24189-	- 23142-	-	-	9.00
					24308-	- 23142-	-	-	6.36
					24330-	- 23142-	-	-	258.40
					27407-	- 23142-	-	-	69.33
					27502-	- 23142-	-	-	21.32
20220225-REG	NM Taxation/Revenue Department (900003/1) 02/25/2022 (REG)				11000-	- 23142-	-	-	842.40
					24101-	- 23142-	-	-	33.12
					24106-	- 23142-	-	-	58.18
					24189-	- 23142-	-	-	9.00
					24308-	- 23142-	-	-	6.36
					24330-	- 23142-	-	-	258.40
					27407-	- 23142-	-	-	69.33
					27502-	- 23142-	-	-	21.32
Check # 13122	11000	03/11/2022	Check Amt	<b>200.00</b>	Status Cleared	<b>EPARS TSA Consulting Group Inc (901000/1)</b>			
20220210-REG	EPARS TSA Consulting Group Inc (901000/1) 02/10/2022 (REG)				11000-	- 23147-	-	-	100.00
20220225-REG	EPARS TSA Consulting Group Inc (901000/1) 02/25/2022 (REG)				11000-	- 23147-	-	-	100.00
Check # 13123	11000	03/07/2022	Check Amt	<b>18,261.54</b>	Status Cleared	<b>NMPSIA (900001/1)</b>			
20220210-REG	NMPSIA (900001/1) 02/10/2022 (REG)				11000-	- 23125-	-	-	5,461.45
					24101-	- 23125-	-	-	400.36
					24106-	- 23125-	-	-	252.50
					24189-	- 23125-	-	-	45.57
					24308-	- 23125-	-	-	445.15
					24330-	- 23125-	-	-	2,074.01
					27407-	- 23125-	-	-	512.70
					27502-	- 23125-	-	-	47.47
20220225-REG	NMPSIA (900001/1) 02/25/2022 (REG)				11000-	- 23125-	-	-	5,461.41
					24101-	- 23125-	-	-	400.36
					24106-	- 23125-	-	-	252.50
					24189-	- 23125-	-	-	45.57
					24308-	- 23125-	-	-	445.15

Selection Sorted by Check Number, Inv #, Include Address=No, (Org = 120, Source = N, Pay To = N, Payment Method = N, Starting Check Date = 3/1/2022, Ending Check Date = 3/31/2022, Summary? = N, Sort/Group 1 = , Sort/Group 2 = )



Bank Account 120MAIN - Wells Fargo Operating Account

Payment Id	Comment						
Check # 13123	11000	03/07/2022	Check Amt	18,261.54	Status Cleared	NMPSIA (900001/1) - continued	
20220225-REG		NMPSIA (900001/1) 02/25/2022 (REG)				24330- - 23125- - - -	2,073.97
						27407- - 23125- - - -	512.70
						27502- - 23125- - - -	47.47
DP22 - 00012		NMPSIA ADJ 2022 02 28				24308- - 23125- - - -	101.94-
						24308- 1000- 52311- 0000- 512001- 0000- 00000	114.86-
Check # 13124	11000	03/15/2022	Check Amt	342.04	Status Cleared	ABCWUA (001289/1)	
157220284960		Water Utilities				11000- 2600- 54415- 0000- 512001- 0000- 00000	10.59
505809549404		Water Utilities				11000- 2600- 54415- 0000- 512001- 0000- 00000	18.21
515326258696		Water Utilities				11000- 2600- 54415- 0000- 512001- 0000- 00000	313.24
Check # 13125	28211	03/15/2022	Check Amt	1,774.16	Status Cleared	Amazon.com (001361/1)	
765964554475		PPE Supplies, Face Masks				28211- 2100- 56118- 0000- 512001- 0000- 00000	1,684.29
876786488677		Classroom Supplies				11000- 1000- 56118- 1010- 512001- 0000- 00000	89.87
Check # 13126	11000	03/15/2022	Check Amt	12.95	Status Printed	Crystal Springs Bottled Water (000334/1)	
415009		Bottled Water				11000- 2400- 56118- 0000- 512001- 0000- 00000	12.95
Check # 13127	11000	03/15/2022	Check Amt	12,590.00	Status Cleared	Lockbox Services - #0138408 , Powerschool Group LLC (010083/4)	
INV295937		License and Sub./ Prof. Serv & Set up / Training				11000- 2100- 56113- 0000- 512001- 0000- 00000	12,590.00
Check # 13128	11000	03/15/2022	Check Amt	14.29	Status Cleared	Herff Jones LLC (000403/3)	
1084638		Graduation Diplomas and Diploma Covers				11000- 2400- 56118- 0000- 512001- 0000- 00000	14.29
Check # 13129	11000	03/22/2022	Check Amt	30.00	Status Cleared	ABCWUA (001289/1)	
157220284960A		Water Utilities				11000- 2600- 54415- 0000- 512001- 0000- 00000	30.00
Check # 13130	11000	03/22/2022	Check Amt	40,720.05	Status Cleared	CCCS Education Foundation (001285/1)	
108		Rent				11000- 2600- 54610- 0000- 512001- 0000- 00000	27,730.22
						31200- 4000- 54610- 0000- 512001- 0000- 00000	12,989.83
Check # 13131	11000	03/22/2022	Check Amt	1,643.54	Status Printed	CES (000327/3)	
36-043000		Diagnosticians				11000- 2100- 53211- 2000- 512001- 0000- 00000	1,643.54
Check # 13132	11000	03/22/2022	Check Amt	361.46	Status Cleared	New Mexico Gas Company (001288/1)	
20220318		Utilities - Gas				11000- 2600- 54412- 0000- 512001- 0000- 00000	361.46
Check # 13133	11000	03/22/2022	Check Amt	147.00	Status Cleared	Pitney Bowes (000762/1)	
20220314		Postage and Postal Rental				11000- 2500- 54620- 0000- 512001- 0000- 00000	147.00
* Break in sequence							
Check # 13135	11000	03/22/2022	Check Amt	99.00	Status Cleared	Bowers, Amy (010106/1)	
20220210		Self-Care Items				11000- 1000- 56118- 1010- 512001- 0000- 00000	99.00
Check # 13136	11000	03/30/2022	Check Amt	1,196.40	Status Printed	360 Business Products (000883/1)	

Selection Sorted by Check Number, Inv #, Include Address=No, (Org = 120, Source = N, Pay To = N, Payment Method = N, Starting Check Date = 3/1/2022, Ending Check Date = 3/31/2022, Summary? = N, Sort/Group 1 = , Sort/Group 2 = )



Bank Account 120MAIN - Wells Fargo Operating Account

Payment Id	Comment						
Check # 13136	11000	03/30/2022	Check Amt	<b>1,196.40</b>	Status Printed	<b>360 Business Products (000883/1) - continued</b>	
QE-QT-26615-1		Office Supplies				11000- 1000- 56118- 1010- 512001- 0000- 00000	1,196.40
Check # 13137	11000	03/30/2022	Check Amt	<b>329.96</b>	Status Printed	<b>ACR LLC (001267/2)</b>	
6594		STARS				11000- 2100- 55915- 0000- 512001- 0000- 00000	329.96
Check # 13138	11000	03/30/2022	Check Amt	<b>736.58</b>	Status Printed	<b>AJF Enterprise Inc (010154/1)</b>	
10393		Security Services				11000- 2600- 55915- 0000- 512001- 0000- 00000	736.58
Check # 13139	28211	03/30/2022	Check Amt	<b>1,395.23</b>	Status Printed	<b>Amazon.com (001361/1)</b>	
445495657788		Classroom Supplies				11000- 1000- 56112- 1010- 512001- 0000- 00000	208.00
447399495599		Testing Partitions				28211- 1000- 57332- 1010- 512001- 0000- 00000	181.00
453667644935		Light cover				11000- 2600- 56118- 0000- 512001- 0000- 00000	37.01
764547787954		Classroom Supplies				11000- 1000- 56112- 1010- 512001- 0000- 00000	13.00
836468459877		Classroom Supplies				11000- 1000- 56112- 1010- 512001- 0000- 00000	13.00
855584554455		Testing Partitions				28211- 1000- 57332- 1010- 512001- 0000- 00000	876.64
863735388676		Classroom Supplies				11000- 1000- 56112- 1010- 512001- 0000- 00000	39.00
948574695739		Professional Development Book				11000- 1000- 56112- 1010- 512001- 0000- 00000	27.58
Check # 13140	11000	03/30/2022	Check Amt	<b>35.90</b>	Status Printed	<b>Arness, Tani (000696/1)</b>	
57974679		Indeed -Job Advertising- Reimbursement				11000- 2300- 55400- 0000- 512001- 0000- 00000	35.90
Check # 13141	11000	03/30/2022	Check Amt	<b>625.31</b>	Status Printed	<b>Century Link (001355/1)</b>	
284985256		Phone, Fax Servcie				11000- 2600- 54416- 0000- 512001- 0000- 00000	625.31
Check # 13142	11000	03/30/2022	Check Amt	<b>140.24</b>	Status Printed	<b>LaBarge Landscape (010003/1)</b>	
42692		Landscaping Services				11000- 2600- 54312- 0000- 512001- 0000- 00000	140.24
Check # 13143	11000	03/30/2022	Check Amt	<b>1,242.29</b>	Status Printed	<b>PNM (000528/1)</b>	
20220323		Utilities - Electriciy				11000- 2600- 54411- 0000- 512001- 0000- 00000	1,242.29
Check # 13144	11000	03/30/2022	Check Amt	<b>1,324.11</b>	Status Printed	<b>SRSNM LLC (010125/2)</b>	
16690		Cleaning Services				11000- 2600- 55915- 0000- 512001- 0000- 00000	1,324.11
<b>Number of Items</b>		<b>57</b>	<b>153,089.01</b>		<b>Totals for Org 2</b>		

**Bank Account 120MAIN - Wells Fargo Operating Account**

**2022 Org Recap**

**120 - Cesar Chavez Community**

Check #	13086	through	ACH-00002727	Total Count	103	\$238,678.72
---------	-------	---------	--------------	-------------	-----	--------------

11000-11011*					114,446.31-
11000-23123	1,782.71				
11000-23124	15,360.75				
11000-23125	10,922.86				
11000-23142	1,674.60				
11000-23147	200.00				
11000-53211	1,643.54				
11000-53212	1,155.00				
11000-53213	150.00				
11000-53215	2,800.00				
11000-53413	2,832.43				
11000-53414	12,795.32				
11000-53711	13.32				
11000-54312	3,106.80				
11000-54411	1,242.29				
11000-54412	943.95				
11000-54415	581.94				
11000-54416	1,791.82				
11000-54610	27,730.22				
11000-54620	1,736.40				
11000-55400	1,626.26				
11000-55812	400.00				
11000-55915	6,298.77				
11000-56112	1,951.02				
11000-56113	13,895.50				
11000-56118	1,810.81				
<b>Totals for Fund 11000</b>	<b>114,446.31</b>				<b>114,446.31-</b>
21000-11011*					3,950.10-
21000-56116	3,950.10				
<b>Totals for Fund 21000</b>	<b>3,950.10</b>				<b>3,950.10-</b>
23000-11011*					48.56-
23000-56118	48.56				

**Bank Account 120MAIN - Wells Fargo Operating Account**

**2022 Org Recap (continued)**

**120 - Cesar Chavez Community**

Check # 13086 through ACH-00002727 Total Count 103 \$238,678.72 (continued)

<b>Totals for Fund 23000</b>	<b>48.56</b>	<b>48.56-</b>
24101-11011*		2,277.58-
24101-23123	146.68	
24101-23124	1,263.94	
24101-23125	800.72	
24101-23142	66.24	
<b>Totals for Fund 24101</b>	<b>2,277.58</b>	<b>2,277.58-</b>
24106-11011*		1,758.54-
24106-23123	118.26	
24106-23124	1,018.92	
24106-23125	505.00	
24106-23142	116.36	
<b>Totals for Fund 24106</b>	<b>1,758.54</b>	<b>1,758.54-</b>
24189-11011*		283.10-
24189-23123	18.08	
24189-23124	155.88	
24189-23125	91.14	
24189-23142	18.00	
<b>Totals for Fund 24189</b>	<b>283.10</b>	<b>283.10-</b>
24308-11011*		1,301.20-
24308-23123	63.96	
24308-23124	551.02	
24308-23125	788.36	
24308-23142	12.72	
24308-52311		114.86-
<b>Totals for Fund 24308</b>	<b>1,416.06</b>	<b>1,416.06-</b>
24330-11011*		10,104.56-
24330-23123	565.66	
24330-23124	4,874.12	
24330-23125	4,147.98	
24330-23142	516.80	

**Bank Account 120MAIN - Wells Fargo Operating Account**

**2022 Org Recap (continued)**

**120 - Cesar Chavez Community**

Check # 13086 through ACH-00002727 Total Count 103 \$238,678.72 (continued)

<b>Totals for Fund 24330</b>	<b>10,104.56</b>	<b>10,104.56-</b>
27407-11011*		2,692.40-
27407-23123	158.92	
27407-23124	1,369.42	
27407-23125	1,025.40	
27407-23142	138.66	
<b>Totals for Fund 27407</b>	<b>2,692.40</b>	<b>2,692.40-</b>
27502-11011*		494.90-
27502-23123	37.18	
27502-23124	320.14	
27502-23125	94.94	
27502-23142	42.64	
<b>Totals for Fund 27502</b>	<b>494.90</b>	<b>494.90-</b>
28211-11011*		2,741.93-
28211-56118	1,684.29	
28211-57332	1,057.64	
<b>Totals for Fund 28211</b>	<b>2,741.93</b>	<b>2,741.93-</b>
31200-11011*		12,989.83-
31200-54610	12,989.83	
<b>Totals for Fund 31200</b>	<b>12,989.83</b>	<b>12,989.83-</b>
<b>Totals for Org 120</b>	<b>153,203.87</b>	<b>153,203.87-</b>
<b>Net change to Cash 11011</b>		<b>153,089.01- Credit</b>

\* denotes System Generated entry

**Bank Account 120MAIN - Wells Fargo Operating Account**

**2022 Org Recap (continued)**

---

<b>Number of Items</b>	<b>57</b>	<b>153,089.01</b>	<b>Report Totals</b>
------------------------	-----------	-------------------	----------------------

---



Cesar Chavez Community School  
 Projected Capital Resources for Building Purchase  
 FY2022

Fund	Balance as of 3/31/2022	Balance as of 2/28/2022	Balance as of 1/31/2022	Balance as of 12/31/2021	Balance as of 11/30/2021	Balance as of 10/31/2021	Balance as of 09/30/2021	Balance as of 08/31/2021	Balance as of 07/31/2021
Operational - Cash	1,322,236	1,289,417	1,236,589	1,200,000	1,148,920	1,053,221	998,615	1,008,738	976,617
HB-33 - Fund 31600	787,995	785,970	742,613	690,606	689,510	689,232	688,805	688,350	687,233
SB-9 - Local - Fund 31701	510,130	509,107	486,531	460,106	459,533	459,389	459,178	458,947	458,386
Capital Outlay 2019 -Fund 31400									
Capital Outlay 2018- Fund 31400									
	<u>2,620,361</u>	<u>2,584,493</u>	<u>2,465,733</u>	<u>2,350,713</u>	<u>2,297,963</u>	<u>2,201,842</u>	<u>2,146,598</u>	<u>2,156,035</u>	<u>2,122,236</u>
15% SEG Reserve	(342,000)	(342,000)	(342,000)	(342,000)	(342,000)	(342,000)	(342,000)	(342,000)	(342,000)
Total School Funds Available	<u>2,278,361</u>	<u>2,242,493</u>	<u>2,123,733</u>	<u>2,008,713</u>	<u>1,955,963</u>	<u>1,859,842</u>	<u>1,804,598</u>	<u>1,814,035</u>	<u>1,780,236</u>
Foundation	146,539	146,539	146,539	146,539	146,539	146,539	146,539	146,539	146,539
<b>Total Available</b>	<b><u>2,424,900</u></b>	<b><u>2,389,032</u></b>	<b><u>2,270,272</u></b>	<b><u>2,155,252</u></b>	<b><u>2,102,502</u></b>	<b><u>2,006,381</u></b>	<b><u>1,951,137</u></b>	<b><u>1,960,574</u></b>	<b><u>1,926,775</u></b>

# Finance Committee Documents

Balances through 03/31/2022					Fiscal Year 2021/22	
Funds- Func- Obj ct - Pr gm- Locat n- JbCl - Opt nl	Description	Adopted Budget	Revised Budget	Revenue	Account Balance	
<b>Funds 11000 - Operational, Func 0000 - NoFunctionCode</b>						
11000-0000-41920-0000-512001-0000-00000	PrivContrbsDntn			864.00	864.00-	
11000-0000-41980-0000-512001-0000-00000	RefPriorYearExp			155.12	155.12-	
11000-0000-43101-0000-512001-0000-00000	StEqulzGuarantee	2,145,343.00	2,229,332.00	1,655,855.57	573,476.43	
11000-0000-43202-0000-512001-0000-00000	StFlowThruGrant			9,605.00	9,605.00-	
11000-0000-46100-0000-512001-0000-00000	AccessBrdE-Rate	13,985.00	13,985.00	5,261.52	8,723.48	
<b>Total for Funds 11000, Func 0000 and Revenue accounts</b>		<b>2,159,328.00</b>	<b>2,243,317.00</b>	<b>1,671,741.21</b>	<b>571,575.79</b>	
<b>Funds 21000 - Food Svcs, Func 0000 - NoFunctionCode</b>						
21000-0000-44500-0000-512001-0000-00000	ResGtsFedThruSt	40,000.00	40,000.00	38,044.91	1,955.09	
<b>Total for Funds 21000, Func 0000 and Revenue accounts</b>		<b>40,000.00</b>	<b>40,000.00</b>	<b>38,044.91</b>	<b>1,955.09</b>	
<b>Funds 23000 - Non-InstrctSupp, Func 0000 - NoFunctionCode</b>						
23000-0000-41920-0000-512001-0000-00000	PrivContrbsDntn			625.28	625.28-	
<b>Total for Funds 23000, Func 0000 and Revenue accounts</b>		<b>.00</b>	<b>.00</b>	<b>625.28</b>	<b>625.28-</b>	
<b>Funds 24101 - Title I - IASA, Func 0000 - NoFunctionCode</b>						
24101-0000-44500-0000-512001-0000-00000	ResGtsFedThruSt	93,034.00	93,034.00	34,172.12	58,861.88	
24101-0000-44504-0000-512001-0000-00000	Revenue			47,377.44	47,377.44-	
<b>Total for Funds 24101, Func 0000 and Revenue accounts</b>		<b>93,034.00</b>	<b>93,034.00</b>	<b>81,549.56</b>	<b>11,484.44</b>	
<b>Funds 24106 - IDEABEntitlemnt, Func 0000 - NoFunctionCode</b>						
24106-0000-44500-0000-512001-0000-00000	ResGtsFedThruSt	46,060.00	46,060.00	23,966.80	22,093.20	
24106-0000-44504-0000-512001-0000-00000	Revenue	22,721.00	22,721.00	30,276.76	7,555.76-	
<b>Total for Funds 24106, Func 0000 and Revenue accounts</b>		<b>68,781.00</b>	<b>68,781.00</b>	<b>54,243.56</b>	<b>14,537.44</b>	
<b>Funds 24154 - TchPrinTrainRec, Func 0000 - NoFunctionCode</b>						
24154-0000-44500-0000-512001-0000-00000	ResGtsFedThruSt	9,741.00	9,741.00	561.60	9,179.40	
24154-0000-44504-0000-512001-0000-00000	Revenue			5,994.06	5,994.06-	
<b>Total for Funds 24154, Func 0000 and Revenue accounts</b>		<b>9,741.00</b>	<b>9,741.00</b>	<b>6,555.66</b>	<b>3,185.34</b>	
<b>Funds 24189 - SSAE Title IV, Func 0000 - NoFunctionCode</b>						
24189-0000-44500-0000-512001-0000-00000	ResGtsFedThruSt	10,000.00	10,000.00	3,227.80	6,772.20	
24189-0000-44504-0000-512001-0000-00000	Revenue			4,061.08	4,061.08-	
<b>Total for Funds 24189, Func 0000 and Revenue accounts</b>		<b>10,000.00</b>	<b>10,000.00</b>	<b>7,288.88</b>	<b>2,711.12</b>	
<b>Funds 24190 - Title I CSI, Func 0000 - NoFunctionCode</b>						
24190-0000-44504-0000-512001-0000-00000	Revenue			15,529.46	15,529.46-	
<b>Total for Funds 24190, Func 0000 and Revenue accounts</b>		<b>.00</b>	<b>.00</b>	<b>15,529.46</b>	<b>15,529.46-</b>	

Selection Grouped by Account Type, Filtered by User Permissions, (Org = 120, Online/Offline = N, Period = 3, UnPosted JEs? = N, Assets and Liabilities? = N, Restricted Accts? = Y, Objct = 4, Obj Digits = 0, Page Break Lvl = )

Balances through 03/31/2022				Fiscal Year 2021/22	
Funds - Func - Obj ct - Pr gm - Locat n - Jb Cl - Opt nl	Description	Adopted Budget	Revised Budget	Revenue	Account Balance
<b>Funds 24301 - CARES Act, Func 0000 - NoFunctionCode</b>					
24301-0000-44504-0000-512001-0000-00000	Revenue			10,661.57	10,661.57-
<b>Total for Funds 24301, Func 0000 and Revenue accounts</b>		<b>.00</b>	<b>.00</b>	<b>10,661.57</b>	<b>10,661.57-</b>
<b>Funds 24308 - CRRSA, ESSER II, Func 0000 - NoFunctionCode</b>					
24308-0000-44500-0000-512001-0000-00000	ResGtsFedThruSt	308,265.00	308,265.00	54,611.84	253,653.16
24308-0000-44504-0000-512001-0000-00000	Revenue			10,416.98	10,416.98-
<b>Total for Funds 24308, Func 0000 and Revenue accounts</b>		<b>308,265.00</b>	<b>308,265.00</b>	<b>65,028.82</b>	<b>243,236.18</b>
<b>Funds 24316 - Air Quality R2, Func 0000 - NoFunctionCode</b>					
24316-0000-44500-0000-512001-0000-00000	ResGtsFedThruSt		6,344.00	3,180.00	3,164.00
<b>Total for Funds 24316, Func 0000 and Revenue accounts</b>		<b>.00</b>	<b>6,344.00</b>	<b>3,180.00</b>	<b>3,164.00</b>
<b>Funds 24330 - ESSER III, Func 0000 - NoFunctionCode</b>					
24330-0000-44500-0000-512001-0000-00000	ResGtsFedThruSt		672,573.00		672,573.00
<b>Total for Funds 24330, Func 0000 and Revenue accounts</b>		<b>.00</b>	<b>672,573.00</b>	<b>.00</b>	<b>672,573.00</b>
<b>Funds 26207 - CNM Foundation, Func 0000 - NoFunctionCode</b>					
26207-0000-41921-0000-512001-0000-00000	InstCategorical	500.00	500.00		500.00
<b>Total for Funds 26207, Func 0000 and Revenue accounts</b>		<b>500.00</b>	<b>500.00</b>	<b>.00</b>	<b>500.00</b>
<b>Funds 27107 - 2012GOBondsSB66, Func 0000 - NoFunctionCode</b>					
27107-0000-43202-0000-512001-0000-00000	StFlowThruGrant	2,873.00	2,873.00		2,873.00
27107-0000-43204-0000-512001-0000-00000	PriorYearBalnce	3,444.00	3,444.00		3,444.00
<b>Total for Funds 27107, Func 0000 and Revenue accounts</b>		<b>6,317.00</b>	<b>6,317.00</b>	<b>.00</b>	<b>6,317.00</b>
<b>Funds 27407 - FII, Func 0000 - NoFunctionCode</b>					
27407-0000-43202-0000-512001-0000-00000	StFlowThruGrant		111,400.00	41,959.53	69,440.47
<b>Total for Funds 27407, Func 0000 and Revenue accounts</b>		<b>.00</b>	<b>111,400.00</b>	<b>41,959.53</b>	<b>69,440.47</b>
<b>Funds 27502 - Next Gen CTE, Func 0000 - NoFunctionCode</b>					
27502-0000-43202-0000-512001-0000-00000	StFlowThruGrant	20,758.00	20,758.00	9,678.65	11,079.35
27502-0000-43204-0000-512001-0000-00000	PriorYearBalnce			16,176.76	16,176.76-
<b>Total for Funds 27502, Func 0000 and Revenue accounts</b>		<b>20,758.00</b>	<b>20,758.00</b>	<b>25,855.41</b>	<b>5,097.41-</b>
<b>Funds 28211 - Covid-19 Test., Func 0000 - NoFunctionCode</b>					
28211-0000-41920-0000-512001-0000-00000	PrivContribsDntn		75,820.00		75,820.00
<b>Total for Funds 28211, Func 0000 and Revenue accounts</b>		<b>.00</b>	<b>75,820.00</b>	<b>.00</b>	<b>75,820.00</b>
<b>Funds 31200 - PubSchCapOutlay, Func 0000 - NoFunctionCode</b>					
31200-0000-43209-0000-512001-0000-00000	PSCOC Awards		155,878.00	115,023.00	40,855.00

Selection Grouped by Account Type, Filtered by User Permissions, (Org = 120, Online/Offline = N, Period = 3, UnPosted JEs? = N, Assets and Liabilities? = N, Restricted Accts? = Y, Objct = 4, Obj Digits = 0, Page Break Lvl = )

Balances through 03/31/2022				Fiscal Year 2021/22	
Funds- Func- Obj ct - Pr gm- Locat n- Jb Cl - Opt nl	Description	Adopted Budget	Revised Budget	Revenue	Account Balance
<b>Total for Funds 31200, Func 0000 and Revenue accounts</b>		<b>.00</b>	<b>155,878.00</b>	<b>115,023.00</b>	<b>40,855.00</b>
<b>Funds 31400 - SpcCapOutlaySt, Func 0000 - NoFunctionCode</b>					
31400- 0000- 43202- 0000- 512001- 0000- 00000	StFlowThruGrant	200,000.00			
31400- 0000- 43204- 0000- 512001- 0000- 00000	PriorYearBalnce	20,601.00	173,278.00		173,278.00
<b>Total for Funds 31400, Func 0000 and Revenue accounts</b>		<b>220,601.00</b>	<b>173,278.00</b>	<b>.00</b>	<b>173,278.00</b>
<b>Funds 31600 - CapImprvmtsHB33, Func 0000 - NoFunctionCode</b>					
31600- 0000- 41110- 0000- 512001- 0000- 00000	AdValoremTaxDst	163,370.00	163,370.00	104,860.03	58,509.97
<b>Total for Funds 31600, Func 0000 and Revenue accounts</b>		<b>163,370.00</b>	<b>163,370.00</b>	<b>104,860.03</b>	<b>58,509.97</b>
<b>Funds 31700 - CapImprvmtsSB-9, Func 0000 - NoFunctionCode</b>					
31700- 0000- 43204- 0000- 512001- 0000- 00000	PriorYearBalnce			18,023.86	18,023.86-
<b>Total for Funds 31700, Func 0000 and Revenue accounts</b>		<b>.00</b>	<b>.00</b>	<b>18,023.86</b>	<b>18,023.86-</b>
<b>Funds 31701 - CapImprvsSB9Loc, Func 0000 - NoFunctionCode</b>					
31701- 0000- 41110- 0000- 512001- 0000- 00000	AdValoremTaxDst	82,734.00	82,734.00	53,809.21	28,924.79
<b>Total for Funds 31701, Func 0000 and Revenue accounts</b>		<b>82,734.00</b>	<b>82,734.00</b>	<b>53,809.21</b>	<b>28,924.79</b>
<b>Funds 31703 - SB9StateMAtch, Func 0000 - NoFunctionCode</b>					
31703- 0000- 43202- 0000- 512001- 0000- 00000	StFlowThruGrant	5,485.00	11,059.00	5,485.00	5,574.00
<b>Total for Funds 31703, Func 0000 and Revenue accounts</b>		<b>5,485.00</b>	<b>11,059.00</b>	<b>5,485.00</b>	<b>5,574.00</b>
<b>Total for Org 120 - Cesar Chavez Community</b>		<b>3,188,914.00</b>	<b>4,253,169.00</b>	<b>2,319,464.95</b>	<b>1,933,704.05</b>

Balances through 03/31/2022						Fiscal Year 2021/22
Funds- Func- Obj ct - Pr gm- Locat n- JbCl - Opt nl	Description	Adopted Budget	Revised Budget	Encumbered	Expenditure	Account Balance
<b>Funds 11000 - Operational, Func 1000 - Instruction</b>						
11000- 1000- 51100- 1010- 512001- 1411- 00000	SalariesExpense,Teachers	356,992.00	356,992.00	75,250.13	130,577.95	151,163.92
11000- 1000- 51100- 1010- 512001- 1711- 00000	SalariesExpense,InstAsst1	7,734.00	43,734.00	2,896.92	4,828.20	36,008.88
11000- 1000- 51100- 2000- 512001- 1412- 00000	SalariesExpense,Teachers	127,700.00	129,081.00	48,405.06	80,675.10	.84
11000- 1000- 51100- 2000- 512001- 1712- 00000	SalariesExpense,InstAsstS	7,650.00	7,650.00	1,717.29	2,981.12	2,951.59
11000- 1000- 51300- 1010- 512001- 1411- 00000	AddtnlCompenstn,Teachers	12,572.00	17,732.00	8,302.15	12,089.02	2,659.17-
11000- 1000- 51300- 1010- 512001- 1711- 00000	AddtnlCompenstn,InstAsst1	10,500.00	10,500.00	3,007.53	6,182.55	1,309.92
11000- 1000- 51300- 2000- 512001- 1412- 00000	AddtnlCompenstn,Teachers		2,135.00	945.00	1,680.00	490.00-
11000- 1000- 51300- 2000- 512001- 1712- 00000	AddtnlCompenstn,InstAsstS		3,375.00	1,215.00	2,160.00	
11000- 1000- 51300- 4010- 512001- 1416- 00000	AddtnlCompenstn,TeachersO	5,000.00	5,000.00			5,000.00
11000- 1000- 51300- 4040- 512001- 1411- 00000	AddtnlCompenstn,Teachers		38,309.00		2,000.00	36,309.00
11000- 1000- 51300- 9000- 512001- 1411- 00000	AddtnlCompenstn,Teachers	825.00	825.00			825.00
11000- 1000- 52111- 0000- 512001- 0000- 00000	EducRetirement		5,454.00			5,454.00
11000- 1000- 52111- 1010- 512001- 0000- 00000	EducRetirement	58,760.00	58,760.00	13,075.49	22,439.16	23,245.35
11000- 1000- 52111- 2000- 512001- 0000- 00000	EducRetirement	20,507.00	20,647.00	7,729.83	12,916.21	.96
11000- 1000- 52111- 4010- 512001- 0000- 00000	EducRetirement	758.00	758.00			758.00
11000- 1000- 52111- 4040- 512001- 0000- 00000	EducRetirement		303.00		303.00	
11000- 1000- 52111- 9000- 512001- 0000- 00000	EducRetirement	126.00	126.00			126.00
11000- 1000- 52112- 0000- 512001- 0000- 00000	ERARetireeHlth		720.00			720.00
11000- 1000- 52112- 1010- 512001- 0000- 00000	ERARetireeHlth	7,758.00	7,758.00	1,726.16	2,962.34	3,069.50
11000- 1000- 52112- 2000- 512001- 0000- 00000	ERARetireeHlth	2,707.00	2,726.00	1,020.51	1,705.19	.30
11000- 1000- 52112- 4010- 512001- 0000- 00000	ERARetireeHlth	100.00	100.00			100.00
11000- 1000- 52112- 4040- 512001- 0000- 00000	ERARetireeHlth		40.00		40.00	
11000- 1000- 52112- 9000- 512001- 0000- 00000	ERARetireeHlth	17.00	17.00			17.00
11000- 1000- 52210- 0000- 512001- 0000- 00000	FICA Payments		2,232.00			2,232.00
11000- 1000- 52210- 1010- 512001- 0000- 00000	FICA Payments	24,048.00	24,048.00	5,319.86	9,135.47	9,592.67
11000- 1000- 52210- 2000- 512001- 0000- 00000	FICA Payments	8,393.00	8,393.00	3,048.30	5,102.46	242.24
11000- 1000- 52210- 4010- 512001- 0000- 00000	FICA Payments	310.00	310.00			310.00
11000- 1000- 52210- 4040- 512001- 0000- 00000	FICA Payments		124.00		124.00	
11000- 1000- 52210- 9000- 512001- 0000- 00000	FICA Payments	53.00	53.00			53.00
11000- 1000- 52220- 0000- 512001- 0000- 00000	MedicarePaymnts		522.00			522.00
11000- 1000- 52220- 1010- 512001- 0000- 00000	MedicarePaymnts	6,199.00	6,199.00	1,244.15	2,136.58	2,818.27
11000- 1000- 52220- 2000- 512001- 0000- 00000	MedicarePaymnts	1,964.00	1,964.00	712.98	1,193.39	57.63
11000- 1000- 52220- 4010- 512001- 0000- 00000	MedicarePaymnts	262.00	262.00			262.00
11000- 1000- 52220- 4040- 512001- 0000- 00000	MedicarePaymnts		29.00		29.00	
11000- 1000- 52220- 9000- 512001- 0000- 00000	MedicarePaymnts	200.00	200.00			200.00
11000- 1000- 52311- 0000- 512001- 0000- 00000	Hth&MedPremiums		752.00			752.00

Selection Grouped by Account Type, Filtered by User Permissions, (Org = 120, Online/Offline = N, Period = 3, UnPosted JEs? = N, Assets and Liabilities? = N, Restricted Accts? = Y, Objct = 5, Obj Digits = 0, Page Break Lvl = )

Balances through 03/31/2022						Fiscal Year 2021/22	
Funds- Func- Obj ct - Pr gm- Locat n- JbCl - Opt nl	Description	Adopted Budget	Revised Budget	Encumbered	Expenditure	Account Balance	
<b>Funds 11000 - Operational, Func 1000 - Instruction (continued)</b>							
11000- 1000- 52311- 1010- 512001- 0000- 00000	Hth&MedPremiums	48,313.00	48,313.00	7,810.85	13,153.88	27,348.27	
11000- 1000- 52311- 2000- 512001- 0000- 00000	Hth&MedPremiums	18,471.00	18,481.00	6,926.13	11,554.17	.70	
11000- 1000- 52312- 1010- 512001- 0000- 00000	Life	430.00	430.00	39.66	68.22	322.12	
11000- 1000- 52312- 2000- 512001- 0000- 00000	Life	129.00	129.00	26.73	44.88	57.39	
11000- 1000- 52313- 0000- 512001- 0000- 00000	Dental				31.90-	31.90	
11000- 1000- 52313- 1010- 512001- 0000- 00000	Dental	2,201.00	2,201.00	610.43	1,025.01	565.56	
11000- 1000- 52313- 2000- 512001- 0000- 00000	Dental	760.00	760.00	284.04	475.90	.06	
11000- 1000- 52314- 0000- 512001- 0000- 00000	Vision				4.43-	4.43	
11000- 1000- 52314- 1010- 512001- 0000- 00000	Vision	375.00	375.00	103.99	176.90	94.11	
11000- 1000- 52314- 2000- 512001- 0000- 00000	Vision	156.00	156.00	57.69	96.70	1.61	
11000- 1000- 52315- 1010- 512001- 0000- 00000	Disability	414.00	414.00	11.79	19.37	382.84	
11000- 1000- 52500- 0000- 512001- 0000- 00000	UnemploymntComp				76.52	76.52-	
11000- 1000- 52500- 1010- 512001- 0000- 00000	UnemploymntComp	677.00	677.00	147.45	293.03	236.52	
11000- 1000- 52500- 2000- 512001- 0000- 00000	UnemploymntComp	203.00	213.00	91.89	120.93	.18	
11000- 1000- 52710- 1010- 512001- 0000- 00000	WorkersCompPrem	5,931.00	5,931.00		5,685.00	246.00	
11000- 1000- 52710- 2000- 512001- 0000- 00000	WorkersCompPrem	2,200.00	2,200.00		2,200.00		
11000- 1000- 52720- 1010- 512001- 0000- 00000	WorkrsCompERFee	76.00	76.00	7.74	23.22	45.04	
11000- 1000- 52720- 2000- 512001- 0000- 00000	WorkrsCompERFee	23.00	23.00	5.18	15.54	2.28	
11000- 1000- 53330- 1010- 512001- 0000- 00000	ProfessDevelop		1,400.00		1,215.00	185.00	
11000- 1000- 53414- 1010- 512001- 0000- 00000	OthProfTechSvcs	2,037.00	2,130.00		2,129.45	.55	
11000- 1000- 53711- 1010- 512001- 0000- 00000	Other Charges	1,650.00	1,650.00	994.00	445.00	211.00	
11000- 1000- 54610- 1010- 512001- 0000- 00000	RentLandBldngs	2,000.00	2,000.00	2,000.00			
11000- 1000- 55817- 1010- 512001- 0000- 00000	Student Travel	3,000.00	3,000.00			3,000.00	
11000- 1000- 55819- 1010- 512001- 0000- 00000	EmpTravTeachers	250.00	250.00			250.00	
11000- 1000- 55915- 1010- 512001- 0000- 00000	OthContractSvcs	22,250.00	22,250.00	19,050.00	3,000.00	200.00	
11000- 1000- 56112- 1010- 512001- 0000- 00000	Other Textbooks	38,049.00	41,049.00	4,592.93	19,650.53	16,805.54	
11000- 1000- 56112- 3000- 512001- 0000- 00000	Other Textbooks	250.00	250.00			250.00	
11000- 1000- 56113- 1010- 512001- 0000- 00000	Software	2,500.00	5,775.00		5,774.18	.82	
11000- 1000- 56118- 1010- 512001- 0000- 00000	GenSuppliesMats	10,000.00	15,000.00	1,036.91	3,880.55	10,082.54	
11000- 1000- 57332- 1010- 512001- 0000- 00000	SupplAssets<\$5k	722,816.00	734,949.00		939.40	734,009.60	
<b>Total for Func 1000 and Expense accounts</b>		<b>1,546,296.00</b>	<b>1,667,912.00</b>	<b>219,413.77</b>	<b>373,287.79</b>	<b>1,075,210.44</b>	
<b>Funds 11000 - Operational, Func 2100 - SuppSvcsStudnts</b>							
11000- 2100- 51100- 0000- 512001- 1217- 00000	SalariesExpense,SecClerTe	42,300.00	43,001.00	12,541.69	30,458.39	.92	
11000- 2100- 51100- 0000- 512001- 1218- 00000	SalariesExpense,SchlStude	105,501.00	134,501.00	37,666.76	96,833.56	.68	
11000- 2100- 51100- 4025- 512001- 1214- 00000	SalariesExpense,Couns-Soc	132,100.00	132,100.00	19,564.47	23,985.44	88,550.09	
11000- 2100- 51300- 0000- 512001- 1214- 00000	AddtnlCompenstn,Couns-Soc		875.00	315.00	560.00		

Selection Grouped by Account Type, Filtered by User Permissions, (Org = 120, Online/Offline = N, Period = 3, UnPosted JEs? = N, Assets and Liabilities? = N, Restricted Accts? = Y, Objct = 5, Obj Digits = 0, Page Break Lvl = )

Balances through 03/31/2022						Fiscal Year 2021/22
Funds- Func- Obj ct - Pr gm- Locat n- JbCl - Opt nl	Description	Adopted Budget	Revised Budget	Encumbered	Expenditure	Account Balance
<b>Funds 11000 - Operational, Func 2100 - SuppSvcsStudnts (continued)</b>						
11000-2100-51300-0000-512001-1217-00000	AddtnlCompenstn,SecClerTe		1,540.00	560.00	980.00	
11000-2100-51300-0000-512001-1218-00000	AddtnlCompenstn,SchlStude		4,475.00	1,468.11	3,006.22	.67
11000-2100-52111-0000-512001-0000-00000	EducRetirement	36,680.00	36,680.00	7,707.11	19,485.76	9,487.13
11000-2100-52111-4025-512001-0000-00000	EducRetirement			2,964.06	3,633.78	6,597.84-
11000-2100-52112-0000-512001-0000-00000	ERARetireeHlth	4,843.00	4,843.00	1,017.42	2,572.35	1,253.23
11000-2100-52112-4025-512001-0000-00000	ERARetireeHlth			391.32	479.72	871.04-
11000-2100-52210-0000-512001-0000-00000	FICA Payments	15,012.00	15,012.00	3,025.80	7,596.78	4,389.42
11000-2100-52210-4025-512001-0000-00000	FICA Payments			1,092.24	1,319.89	2,412.13-
11000-2100-52220-0000-512001-0000-00000	MedicarePaymnts	3,512.00	3,512.00	707.53	1,776.57	1,027.90
11000-2100-52220-4025-512001-0000-00000	MedicarePaymnts			255.51	308.71	564.22-
11000-2100-52311-0000-512001-0000-00000	Hth&MedPremiums	41,314.00	41,314.00	8,351.00	22,617.53	10,345.47
11000-2100-52311-4025-512001-0000-00000	Hth&MedPremiums			4,341.69	4,515.33	8,857.02-
11000-2100-52312-0000-512001-0000-00000	Life	228.00	228.00	31.32	86.76	109.92
11000-2100-52312-4025-512001-0000-00000	Life			11.88	15.84	27.72-
11000-2100-52313-0000-512001-0000-00000	Dental	1,181.00	1,278.00	341.72	935.29	.99
11000-2100-52313-4025-512001-0000-00000	Dental		334.00	171.45	162.41	.14
11000-2100-52314-0000-512001-0000-00000	Vision	212.00	212.00	51.93	147.50	12.57
11000-2100-52314-4025-512001-0000-00000	Vision		65.00	33.03	31.55	.42
11000-2100-52315-0000-512001-0000-00000	Disability		158.00	44.98	112.64	.38
11000-2100-52315-4025-512001-0000-00000	Disability		172.00	76.10	95.22	.68
11000-2100-52500-0000-512001-0000-00000	UnemploymntComp	360.00	371.00	131.17	239.26	.57
11000-2100-52500-4025-512001-0000-00000	UnemploymntComp		132.00	52.41	79.11	.48
11000-2100-52710-0000-512001-0000-00000	WorkersCompPrem	3,935.00	3,935.00		3,935.00	
11000-2100-52720-0000-512001-0000-00000	WorkrsCompERFee	40.00	40.00	7.59	24.38	8.03
11000-2100-52720-4025-512001-0000-00000	WorkrsCompERFee			2.30	4.60	6.90-
11000-2100-53211-2000-512001-0000-00000	DiagsContracted	14,000.00	15,000.00	15,090.94	5,558.60	5,649.54-
11000-2100-53212-2000-512001-0000-00000	SpeechThrpsCont		8,632.00	4,623.65	4,007.50	.85
11000-2100-53213-2000-512001-0000-00000	OccThrpstCont	4,000.00	4,345.00	2,545.00	1,800.00	
11000-2100-53215-2000-512001-0000-00000	PsychologtsCont	2,000.00	31,371.00	20,310.40	11,060.00	.60
11000-2100-53330-0000-512001-0000-00000	ProfessDevelop			425.00		425.00-
11000-2100-53414-0000-512001-0000-00000	OthProfTechSvcs	20,118.00	20,118.00	4,222.61	15,895.39	
11000-2100-55915-0000-512001-0000-00000	OthContractSvcs	3,776.00	4,006.00	839.92	3,179.06	12.98-
11000-2100-56113-0000-512001-0000-00000	Software	7,175.00	8,073.00	12,523.96	13,487.65	17,938.61-
11000-2100-56118-0000-512001-0000-00000	GenSuppliesMats	900.00	900.00			900.00
11000-2100-56118-2000-512001-0000-00000	GenSuppliesMats	192.00	192.00			192.00
<b>Total for Func 2100 and Expense accounts</b>		<b>439,379.00</b>	<b>517,415.00</b>	<b>163,507.07</b>	<b>280,987.79</b>	<b>72,920.14</b>

Selection Grouped by Account Type, Filtered by User Permissions, (Org = 120, Online/Offline = N, Period = 3, UnPosted JEs? = N, Assets and Liabilities? = N, Restricted Accts? = Y, Objct = 5, Obj Digits = 0, Page Break Lvl = )



Balances through 03/31/2022						Fiscal Year 2021/22
Funds- Func- Obj ct - Pr gm- Locat n- Jb Cl - Opt nl	Description	Adopted Budget	Revised Budget	Encumbered	Expenditure	Account Balance
<b>Funds 11000 - Operational, Func 2200 - Suppt Svcs Inst</b>						
11000- 2200- 53330- 0000- 512001- 0000- 00000	ProfessDevelop	1,000.00	1,000.00			1,000.00
11000- 2200- 55915- 0000- 512001- 0000- 00000	OthContractSvcs	10,000.00	12,349.00	10,000.00	2,348.07	.93
11000- 2200- 56113- 0000- 512001- 0000- 00000	Software	4,000.00	4,000.00	4,000.00	1,305.50	1,305.50-
11000- 2200- 56118- 0000- 512001- 0000- 00000	GenSuppliesMats	1,852.00	1,852.00	2,108.16	479.80	735.96-
<b>Total for Func 2200 and Expense accounts</b>		<b>16,852.00</b>	<b>19,201.00</b>	<b>16,108.16</b>	<b>4,133.37</b>	<b>1,040.53-</b>
<b>Funds 11000 - Operational, Func 2300 - SupptSvcs-Admin</b>						
11000- 2300- 51100- 0000- 512001- 1111- 00000	SalariesExpense,Superinte	86,291.00	86,291.00	25,168.43	61,123.33	.76-
11000- 2300- 52111- 0000- 512001- 0000- 00000	EducRetirement	13,074.00	13,074.00	3,813.04	9,260.24	.72
11000- 2300- 52112- 0000- 512001- 0000- 00000	ERARetireeHlth	1,726.00	1,726.00	503.37	1,222.47	.16
11000- 2300- 52210- 0000- 512001- 0000- 00000	FICA Payments	5,351.00	5,351.00	1,521.31	3,695.54	134.15
11000- 2300- 52220- 0000- 512001- 0000- 00000	MedicarePaymnts	1,252.00	1,252.00	355.79	864.24	31.97
11000- 2300- 52311- 0000- 512001- 0000- 00000	Hth&MedPremiums	4,632.00	4,860.00	1,427.37	3,431.85	.78
11000- 2300- 52312- 0000- 512001- 0000- 00000	Life	48.00	48.00	8.19	19.89	19.92
11000- 2300- 52313- 0000- 512001- 0000- 00000	Dental	102.00	107.00	31.15	75.65	.20
11000- 2300- 52314- 0000- 512001- 0000- 00000	Vision	45.00	47.00	13.58	32.98	.44
11000- 2300- 52500- 0000- 512001- 0000- 00000	UnemploymntComp	75.00	81.00	9.61	71.22	.17
11000- 2300- 52710- 0000- 512001- 0000- 00000	WorkersCompPrem	1,402.00	1,402.00		1,402.00	
11000- 2300- 52720- 0000- 512001- 0000- 00000	WorkrsCompERFee	9.00	9.00	2.04	6.12	.84
11000- 2300- 53330- 0000- 512001- 0000- 00000	ProfessDevelop		150.00		150.00	
11000- 2300- 53411- 0000- 512001- 0000- 00000	Auditing	15,000.00	15,858.00		15,857.64	.36
11000- 2300- 53413- 0000- 512001- 0000- 00000	Legal	6,000.00	34,500.00	29,941.55	5,542.83	984.38-
11000- 2300- 53711- 0000- 512001- 0000- 00000	Other Charges	200.00	200.00			200.00
11000- 2300- 55400- 0000- 512001- 0000- 00000	Advertising	1,000.00	8,890.00	5,609.24	3,730.76	450.00-
11000- 2300- 55812- 0000- 512001- 0000- 00000	Board Training	1,000.00	1,000.00	480.00	400.00	120.00
11000- 2300- 55915- 0000- 512001- 0000- 00000	OthContractSvcs	8,650.00	8,650.00	1,684.96	4,315.04	2,650.00
<b>Total for Func 2300 and Expense accounts</b>		<b>145,857.00</b>	<b>183,496.00</b>	<b>70,569.63</b>	<b>111,201.80</b>	<b>1,724.57</b>
<b>Funds 11000 - Operational, Func 2400 - SupSvcsSchAdmin</b>						
11000- 2400- 51100- 0000- 512001- 1217- 00000	SalariesExpense,SecClerTe	34,300.00	34,500.00	10,062.50	24,437.50	
11000- 2400- 51300- 0000- 512001- 1217- 00000	AddtnlCompenstn,SecClerTe	7,625.00	7,625.00	1,703.38	4,101.78	1,819.84
11000- 2400- 52111- 0000- 512001- 0000- 00000	EducRetirement	12,081.00	12,081.00	1,745.38	4,238.78	6,096.84
11000- 2400- 52112- 0000- 512001- 0000- 00000	ERARetireeHlth	1,595.00	1,595.00	230.44	559.64	804.92
11000- 2400- 52210- 0000- 512001- 0000- 00000	FICA Payments	4,946.00	4,946.00	723.03	1,753.76	2,469.21
11000- 2400- 52220- 0000- 512001- 0000- 00000	MedicarePaymnts	1,630.00	1,630.00	169.12	410.21	1,050.67
11000- 2400- 52311- 0000- 512001- 0000- 00000	Hth&MedPremiums	3,928.00	3,928.00			3,928.00
11000- 2400- 52312- 0000- 512001- 0000- 00000	Life	114.00	114.00	9.24	22.44	82.32
11000- 2400- 52313- 0000- 512001- 0000- 00000	Dental	840.00	840.00	209.58	508.98	121.44
Selection Grouped by Account Type, Filtered by User Permissions, (Org = 120, Online/Offline = N, Period = 3, UnPosted JEs? = N, Assets and Liabilities? = N, Restricted Accts? = Y, Objct = 5, Obj Digits = 0, Page Break Lvl = )						SCHOOLABILITY

Balances through 03/31/2022						Fiscal Year 2021/22
Funds- Func- Obj ct - Pr gm- Locat n- Jb Cl - Opt nl	Description	Adopted Budget	Revised Budget	Encumbered	Expenditure	Account Balance
<b>Funds 11000 - Operational, Func 2400 - SupSvcsSchAdmin (continued)</b>						
11000-2400-52314-0000-512001-0000-00000	Vision	172.00	172.00	34.65	84.15	53.20
11000-2400-52315-0000-512001-0000-00000	Disability	151.00	151.00			151.00
11000-2400-52500-0000-512001-0000-00000	UnemploymntComp	180.00	180.00	38.85	44.43	96.72
11000-2400-52710-0000-512001-0000-00000	WorkersCompPrem	1,173.00	1,173.00		1,173.00	
11000-2400-52720-0000-512001-0000-00000	WorkrsCompERFee	20.00	20.00	2.30	6.90	10.80
11000-2400-53330-0000-512001-0000-00000	ProfessDevelop		150.00		150.00	
11000-2400-53711-0000-512001-0000-00000	Other Charges	100.00	409.00	100.00	308.87	.13
11000-2400-55813-0000-512001-0000-00000	EmpTravNonTeach	1,000.00	1,000.00			1,000.00
11000-2400-55915-0000-512001-0000-00000	OthContractSvcs	800.00	800.00	600.00		200.00
11000-2400-56118-0000-512001-0000-00000	GenSuppliesMats	6,809.00	6,809.00	2,998.57	2,380.52	1,429.91
<b>Total for Func 2400 and Expense accounts</b>		<b>77,464.00</b>	<b>78,123.00</b>	<b>18,627.04</b>	<b>40,180.96</b>	<b>19,315.00</b>
<b>Funds 11000 - Operational, Func 2500 - Central Svcs</b>						
11000-2500-53330-0000-512001-0000-00000	ProfessDevelop	3,000.00	3,000.00			3,000.00
11000-2500-53414-0000-512001-0000-00000	OthProfTechSvcs	136,547.00	143,627.00	57,879.98	91,585.65	5,838.63-
11000-2500-53711-0000-512001-0000-00000	Other Charges	298.00	298.00	298.00		
11000-2500-54620-0000-512001-0000-00000	RentlEquipVehcl	19,659.00	19,659.00	4,913.40	14,745.60	
11000-2500-55400-0000-512001-0000-00000	Advertising	2,000.00	5,043.00	2,232.58	4,009.82	1,199.40-
11000-2500-55915-0000-512001-0000-00000	OthContractSvcs	600.00	600.00	150.00	450.00	
11000-2500-56113-0000-512001-0000-00000	Software	17,500.00	17,500.00		17,260.00	240.00
11000-2500-56118-0000-512001-0000-00000	GenSuppliesMats	4,016.00	4,016.00	957.00	1,086.16	1,972.84
<b>Total for Func 2500 and Expense accounts</b>		<b>183,620.00</b>	<b>193,743.00</b>	<b>66,430.96</b>	<b>129,137.23</b>	<b>1,825.19-</b>
<b>Funds 11000 - Operational, Func 2600 - Op&amp;MaintofPlant</b>						
11000-2600-53711-0000-512001-0000-00000	Other Charges		135.00	44.80	90.20	
11000-2600-54312-0000-512001-0000-00000	MntRepBlgsGrnds	12,000.00	15,702.00	8,203.42	8,247.77	749.19-
11000-2600-54411-0000-512001-0000-00000	Electricity	26,000.00	26,000.00	13,974.51	12,025.49	
11000-2600-54412-0000-512001-0000-00000	NatGasBuildings	1,678.00	1,678.00	577.86	2,100.14	1,000.00-
11000-2600-54415-0000-512001-0000-00000	Water/Sewage	7,255.00	7,255.00	2,177.28	5,897.72	820.00-
11000-2600-54416-0000-512001-0000-00000	CommunicatnSvcs	26,340.00	26,340.00	16,530.51	15,071.01	5,261.52-
11000-2600-54610-0000-512001-0000-00000	RentlLandBldngs	326,833.00	326,833.00	56,891.22	264,983.57	4,958.21
11000-2600-55200-0000-512001-0000-00000	PropertyLiablns	17,500.00	17,500.00		17,500.00	
11000-2600-55915-0000-512001-0000-00000	OthContractSvcs	68,887.00	68,887.00	33,237.08	28,224.69	7,425.23
11000-2600-56118-0000-512001-0000-00000	GenSuppliesMats	3,500.00	3,500.00	2,285.73	847.30	366.97
11000-2600-57332-0000-512001-0000-00000	SupplAssets<\$5k	1,500.00	6,685.00	4,023.67	2,661.15	.18
<b>Total for Func 2600 and Expense accounts</b>		<b>491,493.00</b>	<b>500,515.00</b>	<b>137,946.08</b>	<b>357,649.04</b>	<b>4,919.88</b>
<b>Funds 11000 - Operational, Func 3100 - FoodSvcsOpertns</b>						

Selection Grouped by Account Type, Filtered by User Permissions, (Org = 120, Online/Offline = N, Period = 3, UnPosted JEs? = N, Assets and Liabilities? = N, Restricted Accts? = Y, Objct = 5, Obj Digits = 0, Page Break Lvl = )

Balances through 03/31/2022						Fiscal Year 2021/22
Funds- Func- Obj ct - Pr gm- Locat n- JbCl - Opt nl	Description	Adopted Budget	Revised Budget	Encumbered	Expenditure	Account Balance
<b>Funds 11000 - Operational, Func 3100 - FoodSvcsOpertns</b>						
11000- 3100- 56116- 0000- 512001- 0000- 00000	Food		235.00		234.14	.86
11000- 3100- 56118- 0000- 512001- 0000- 00000	GenSuppliesMats	250.00	250.00			250.00
<b>Total for Func 3100 and Expense accounts</b>		<b>250.00</b>	<b>485.00</b>	<b>.00</b>	<b>234.14</b>	<b>250.86</b>
<b>Total for Funds 11000</b>		<b>2,901,211.00</b>	<b>3,160,890.00</b>	<b>692,602.71</b>	<b>1,296,812.12</b>	<b>1,171,475.17</b>
<b>Funds 21000 - Food Svcs, Func 3100 - FoodSvcsOpertns</b>						
21000- 3100- 56116- 0000- 512001- 0000- 00000	Food	40,000.00	45,890.00	16,749.60	23,250.40	5,890.00
<b>Total for Funds 21000, Func 3100 and Expense accounts</b>		<b>40,000.00</b>	<b>45,890.00</b>	<b>16,749.60</b>	<b>23,250.40</b>	<b>5,890.00</b>
<b>Funds 23000 - Non-InstrectSupp, Func 1000 - Instruction</b>						
23000- 1000- 56118- 0000- 512001- 0000- 00000	GenSuppliesMats		4,676.00	158.56	291.44	4,226.00
23000- 1000- 56118- 1010- 512001- 0000- 00000	GenSuppliesMats			161.44	48.56	210.00-
<b>Total for Funds 23000, Func 1000 and Expense accounts</b>		<b>.00</b>	<b>4,676.00</b>	<b>320.00</b>	<b>340.00</b>	<b>4,016.00</b>
<b>Funds 24101 - Title I - IASA, Func 1000 - Instruction</b>						
24101- 1000- 51100- 1010- 512001- 1711- 00000	SalariesExpense,InstAsst1	56,167.00	56,175.00	21,065.58	35,109.30	.12
24101- 1000- 51300- 1010- 512001- 1411- 00000	AddtnlCompenstn,Teachers	2,700.00	2,700.00			2,700.00
24101- 1000- 51300- 1010- 512001- 1711- 00000	AddtnlCompenstn,InstAsst1	7,700.00	7,700.00	937.53	1,562.55	5,199.92
24101- 1000- 52111- 0000- 512001- 0000- 00000	EducRetirement	10,088.00	10,088.00			10,088.00
24101- 1000- 52111- 1010- 512001- 0000- 00000	EducRetirement			3,333.42	5,555.70	8,889.12-
24101- 1000- 52112- 0000- 512001- 0000- 00000	ERARetireeHlth	1,332.00	1,332.00			1,332.00
24101- 1000- 52112- 1010- 512001- 0000- 00000	ERARetireeHlth			440.01	733.35	1,173.36-
24101- 1000- 52210- 0000- 512001- 0000- 00000	FICA Payments	4,129.00	4,129.00			4,129.00
24101- 1000- 52210- 1010- 512001- 0000- 00000	FICA Payments			1,332.63	2,172.02	3,504.65-
24101- 1000- 52220- 0000- 512001- 0000- 00000	MedicarePaymnts	1,345.00	1,345.00			1,345.00
24101- 1000- 52220- 1010- 512001- 0000- 00000	MedicarePaymnts			311.67	507.94	819.61-
24101- 1000- 52311- 0000- 512001- 0000- 00000	Hth&MedPremiums	6,333.00	6,333.00			6,333.00
24101- 1000- 52311- 1010- 512001- 0000- 00000	Hth&MedPremiums			1,104.39	3,586.18	4,690.57-
24101- 1000- 52312- 0000- 512001- 0000- 00000	Life	100.00	100.00			100.00
24101- 1000- 52312- 1010- 512001- 0000- 00000	Life			20.79	34.65	55.44-
24101- 1000- 52313- 0000- 512001- 0000- 00000	Dental	343.00	343.00			343.00
24101- 1000- 52313- 1010- 512001- 0000- 00000	Dental			67.59	207.57	275.16-
24101- 1000- 52314- 0000- 512001- 0000- 00000	Vision	66.00	66.00			66.00
24101- 1000- 52314- 1010- 512001- 0000- 00000	Vision			14.76	40.14	54.90-
24101- 1000- 52315- 0000- 512001- 0000- 00000	Disability	92.00	92.00			92.00
24101- 1000- 52315- 1010- 512001- 0000- 00000	Disability			35.28	58.10	93.38-
24101- 1000- 52500- 0000- 512001- 0000- 00000	UnemploymntComp	157.00	157.00			157.00
24101- 1000- 52500- 1010- 512001- 0000- 00000	UnemploymntComp			72.63	69.58	142.21-

Selection Grouped by Account Type, Filtered by User Permissions, (Org = 120, Online/Offline = N, Period = 3, UnPosted JEs? = N, Assets and Liabilities? = N, Restricted Accts? = Y, Objct = 5, Obj Digits = 0, Page Break Lvl = )

Balances through 03/31/2022						Fiscal Year 2021/22
Funds- Func- Obj ct - Pr gm- Locat n- JbCl - Opt nl	Description	Adopted Budget	Revised Budget	Encumbered	Expenditure	Account Balance
<b>Funds 24101 - Title I - IASA, Func 1000 - Instruction (continued)</b>						
24101- 1000- 52710- 0000- 512001- 0000- 00000	WorkersCompPrem	914.00	914.00			914.00
24101- 1000- 52710- 1010- 512001- 0000- 00000	WorkersCompPrem				914.00	914.00-
24101- 1000- 52720- 0000- 512001- 0000- 00000	WorkrsCompERFee	18.00	18.00			18.00
24101- 1000- 52720- 1010- 512001- 0000- 00000	WorkrsCompERFee			4.02	12.06	16.08-
24101- 1000- 56118- 1010- 512001- 0000- 00000	GenSuppliesMats	1,550.00	1,542.00			1,542.00
<b>Total for Funds 24101, Func 1000 and Expense accounts</b>		<b>93,034.00</b>	<b>93,034.00</b>	<b>28,740.30</b>	<b>50,563.14</b>	<b>13,730.56</b>
<b>Funds 24106 - IDEABEntitlemnt, Func 1000 - Instruction</b>						
24106- 1000- 51100- 2000- 512001- 1412- 00000	SalariesExpense, Teachers	47,300.00	47,301.00	17,737.56	29,562.60	.84
24106- 1000- 52111- 0000- 512001- 0000- 00000	EducRetirement	7,166.00	7,166.00			7,166.00
24106- 1000- 52111- 2000- 512001- 0000- 00000	EducRetirement			2,687.22	4,478.70	7,165.92-
24106- 1000- 52112- 0000- 512001- 0000- 00000	ERARetireeHlth	946.00	947.00			947.00
24106- 1000- 52112- 2000- 512001- 0000- 00000	ERARetireeHlth			354.78	591.30	946.08-
24106- 1000- 52210- 0000- 512001- 0000- 00000	FICA Payments	2,933.00	2,820.00			2,820.00
24106- 1000- 52210- 2000- 512001- 0000- 00000	FICA Payments			1,057.68	1,762.95	2,820.63-
24106- 1000- 52220- 0000- 512001- 0000- 00000	MedicarePaymnts	686.00	659.00			659.00
24106- 1000- 52220- 2000- 512001- 0000- 00000	MedicarePaymnts			247.32	412.24	659.56-
24106- 1000- 52311- 0000- 512001- 0000- 00000	Hth&MedPremiums	3,675.00	3,922.00			3,922.00
24106- 1000- 52311- 2000- 512001- 0000- 00000	Hth&MedPremiums			1,472.58	2,448.62	3,921.20-
24106- 1000- 52312- 0000- 512001- 0000- 00000	Life	57.00	31.00			31.00
24106- 1000- 52312- 2000- 512001- 0000- 00000	Life			11.88	19.80	31.68-
24106- 1000- 52313- 0000- 512001- 0000- 00000	Dental	241.00	240.00			240.00
24106- 1000- 52313- 2000- 512001- 0000- 00000	Dental			90.09	150.15	240.24-
24106- 1000- 52314- 0000- 512001- 0000- 00000	Vision	53.00	53.00			53.00
24106- 1000- 52314- 2000- 512001- 0000- 00000	Vision			19.71	32.85	52.56-
24106- 1000- 52500- 0000- 512001- 0000- 00000	UnemploymntComp	90.00	87.00			87.00
24106- 1000- 52500- 2000- 512001- 0000- 00000	UnemploymntComp			54.00	39.00	93.00-
24106- 1000- 52710- 0000- 512001- 0000- 00000	WorkersCompPrem	769.00	769.00			769.00
24106- 1000- 52710- 2000- 512001- 0000- 00000	WorkersCompPrem				769.00	769.00-
24106- 1000- 52720- 0000- 512001- 0000- 00000	WorkrsCompERFee	10.00	9.00			9.00
24106- 1000- 52720- 2000- 512001- 0000- 00000	WorkrsCompERFee			2.30	6.90	9.20-
<b>Total for Func 1000 and Expense accounts</b>		<b>63,926.00</b>	<b>64,004.00</b>	<b>23,735.12</b>	<b>40,274.11</b>	<b>5.23-</b>
<b>Funds 24106 - IDEABEntitlemnt, Func 2100 - SuppSvcsStudnts</b>						
24106- 2100- 53211- 2000- 512001- 0000- 00000	DiagsContracted		1,208.00		1,208.15	.15-
24106- 2100- 53212- 2000- 512001- 0000- 00000	SpeechThrpsCont		3,569.00	1,836.35	1,732.50	.15
24106- 2100- 56118- 0000- 512001- 0000- 00000	GenSuppliesMats	4,855.00				

Selection Grouped by Account Type, Filtered by User Permissions, (Org = 120, Online/Offline = N, Period = 3, UnPosted JEs? = N, Assets and Liabilities? = N, Restricted Accts? = Y, Objct = 5, Obj Digits = 0, Page Break Lvl = )

Balances through 03/31/2022					Fiscal Year 2021/22	
Funds- Func- Obj ct - Pr gm- Locat n- JbCl - Opt nl	Description	Adopted Budget	Revised Budget	Encumbered	Expenditure	Account Balance
<b>Total for Func 2100 and Expense accounts</b>		<b>4,855.00</b>	<b>4,777.00</b>	<b>1,836.35</b>	<b>2,940.65</b>	<b>.00</b>
<b>Total for Funds 24106</b>		<b>68,781.00</b>	<b>68,781.00</b>	<b>25,571.47</b>	<b>43,214.76</b>	<b>5.23-</b>
<b>Funds 24154 - TchPrinTrainRec, Func 1000 - Instruction</b>						
24154- 1000- 51300- 1010- 512001- 1411- 00000	AddtnlCompenstn,Teachers	5,400.00	5,400.00		885.00	4,515.00
24154- 1000- 52111- 0000- 512001- 0000- 00000	EducRetirement	819.00	819.00			819.00
24154- 1000- 52111- 1010- 512001- 0000- 00000	EducRetirement				134.13	134.13-
24154- 1000- 52112- 0000- 512001- 0000- 00000	ERARetireeHlth	108.00	108.00			108.00
24154- 1000- 52112- 1010- 512001- 0000- 00000	ERARetireeHlth				17.70	17.70-
24154- 1000- 52210- 0000- 512001- 0000- 00000	FICA Payments	336.00	336.00			336.00
24154- 1000- 52210- 1010- 512001- 0000- 00000	FICA Payments				54.87	54.87-
24154- 1000- 52220- 0000- 512001- 0000- 00000	MedicarePaymnts	363.00	363.00			363.00
24154- 1000- 52220- 1010- 512001- 0000- 00000	MedicarePaymnts				12.78	12.78-
24154- 1000- 52500- 1010- 512001- 0000- 00000	UnemploymntComp				.29	.29-
24154- 1000- 53330- 1010- 512001- 0000- 00000	ProfessDevelop	1,718.00	1,718.00	950.00		768.00
<b>Total for Func 1000 and Expense accounts</b>		<b>8,744.00</b>	<b>8,744.00</b>	<b>950.00</b>	<b>1,104.77</b>	<b>6,689.23</b>
<b>Funds 24154 - TchPrinTrainRec, Func 2400 - SupSvcsSchAdmin</b>						
24154- 2400- 53330- 0000- 512001- 0000- 00000	ProfessDevelop	997.00	997.00			997.00
<b>Total for Func 2400 and Expense accounts</b>		<b>997.00</b>	<b>997.00</b>	<b>.00</b>	<b>.00</b>	<b>997.00</b>
<b>Total for Funds 24154</b>		<b>9,741.00</b>	<b>9,741.00</b>	<b>950.00</b>	<b>1,104.77</b>	<b>7,686.23</b>
<b>Funds 24189 - SSAE Title IV, Func 2100 - SuppSvcsStudnts</b>						
24189- 2100- 51100- 0000- 512001- 1214- 00000	SalariesExpense,Couns-Soc	7,328.00	7,260.00	2,713.50	4,357.84	188.66
24189- 2100- 52111- 0000- 512001- 0000- 00000	EducRetirement	1,111.00	1,111.00	411.12	686.49	13.39
24189- 2100- 52112- 0000- 512001- 0000- 00000	ERARetireeHlth	147.00	147.00	54.27	90.62	2.11
24189- 2100- 52210- 0000- 512001- 0000- 00000	FICA Payments	455.00	455.00	160.65	267.75	26.60
24189- 2100- 52220- 0000- 512001- 0000- 00000	MedicarePaymnts	107.00	107.00	37.53	62.56	6.91
24189- 2100- 52311- 0000- 512001- 0000- 00000	Hth&MedPremiums	687.00	749.00	276.03	472.52	.45
24189- 2100- 52312- 0000- 512001- 0000- 00000	Life	8.00	8.00	1.80	3.09	3.11
24189- 2100- 52313- 0000- 512001- 0000- 00000	Dental	16.00	19.00	6.84	11.75	.41
24189- 2100- 52314- 0000- 512001- 0000- 00000	Vision	7.00	9.00	2.97	5.11	.92
24189- 2100- 52500- 0000- 512001- 0000- 00000	UnemploymntComp	12.00	13.00	7.18	5.94	.12-
24189- 2100- 52710- 0000- 512001- 0000- 00000	WorkersCompPrem	120.00	120.00		120.00	
24189- 2100- 52720- 0000- 512001- 0000- 00000	WorkrsCompERFee	2.00	2.00	.35	1.10	.55
<b>Total for Funds 24189, Func 2100 and Expense accounts</b>		<b>10,000.00</b>	<b>10,000.00</b>	<b>3,672.24</b>	<b>6,084.77</b>	<b>242.99</b>
<b>Funds 24308 - CRRSA, ESSER II, Func 1000 - Instruction</b>						
24308- 1000- 51100- 1010- 512001- 1711- 00000	SalariesExpense,InstAsst1	32,100.00	32,100.00	9,592.50	21,127.06	1,380.44
24308- 1000- 52111- 0000- 512001- 0000- 00000	EducRetirement	4,864.00	4,864.00			4,864.00

Selection Grouped by Account Type, Filtered by User Permissions, (Org = 120, Online/Offline = N, Period = 3, UnPosted JEs? = N, Assets and Liabilities? = N, Restricted Accts? = Y, Objct = 5, Obj Digits = 0, Page Break Lvl = )

Balances through 03/31/2022						Fiscal Year 2021/22	
Funds- Func- Obj ct - Pr gm- Locat n- Jb Cl - Opt nl	Description	Adopted Budget	Revised Budget	Encumbered	Expenditure	Account Balance	
<b>Funds 24308 - CRRSA, ESSER II, Func 1000 - Instruction (continued)</b>							
24308- 1000- 52111- 1010- 512001- 0000- 00000	EducRetirement			1,453.23	3,200.77	4,654.00-	
24308- 1000- 52112- 0000- 512001- 0000- 00000	ERARetireeHlth	642.00	642.00			642.00	
24308- 1000- 52112- 1010- 512001- 0000- 00000	ERARetireeHlth			191.88	422.56	614.44-	
24308- 1000- 52210- 0000- 512001- 0000- 00000	FICA Payments	1,991.00	1,991.00			1,991.00	
24308- 1000- 52210- 1010- 512001- 0000- 00000	FICA Payments			539.82	1,182.59	1,722.41-	
24308- 1000- 52220- 0000- 512001- 0000- 00000	MedicarePaymnts	466.00	466.00			466.00	
24308- 1000- 52220- 1010- 512001- 0000- 00000	MedicarePaymnts			126.27	276.54	402.81-	
24308- 1000- 52311- 0000- 512001- 0000- 00000	Hth&MedPremiums	8,246.00	8,566.00		344.61	8,221.39	
24308- 1000- 52311- 1010- 512001- 0000- 00000	Hth&MedPremiums			2,067.57	4,560.38	6,627.95-	
24308- 1000- 52312- 0000- 512001- 0000- 00000	Life	57.00	57.00		1.32	55.68	
24308- 1000- 52312- 1010- 512001- 0000- 00000	Life			11.88	19.80	31.68-	
24308- 1000- 52315- 1010- 512001- 0000- 00000	Disability			36.54	24.36	60.90-	
24308- 1000- 52500- 0000- 512001- 0000- 00000	UnemploymntComp	90.00	90.00			90.00	
24308- 1000- 52500- 1010- 512001- 0000- 00000	UnemploymntComp			31.68	49.12	80.80-	
24308- 1000- 52710- 0000- 512001- 0000- 00000	WorkersCompPrem	522.00	522.00			522.00	
24308- 1000- 52710- 1010- 512001- 0000- 00000	WorkersCompPrem				522.00	522.00-	
24308- 1000- 52720- 0000- 512001- 0000- 00000	WorkrsCompERFee	10.00	10.00			10.00	
24308- 1000- 52720- 1010- 512001- 0000- 00000	WorkrsCompERFee			2.30	6.90	9.20-	
24308- 1000- 56113- 1010- 512001- 0000- 00000	Software		8,340.00		10,335.05	1,995.05-	
24308- 1000- 56118- 1010- 512001- 0000- 00000	GenSuppliesMats		4,620.00		398.00	4,222.00	
24308- 1000- 57332- 1010- 512001- 0000- 00000	SupplAssets<\$5k		21,509.00	847.54	20,660.93	.53	
<b>Total for Func 1000 and Expense accounts</b>		<b>48,988.00</b>	<b>83,777.00</b>	<b>14,901.21</b>	<b>63,131.99</b>	<b>5,743.80</b>	
<b>Funds 24308 - CRRSA, ESSER II, Func 2100 - SuppSvcStudnts</b>							
24308- 2100- 51100- 0000- 512001- 1214- 00000	SalariesExpense,Couns-Soc	76,225.00	76,225.00			76,225.00	
24308- 2100- 52111- 0000- 512001- 0000- 00000	EducRetirement	11,549.00	11,549.00			11,549.00	
24308- 2100- 52112- 0000- 512001- 0000- 00000	ERARetireeHlth	1,526.00	1,526.00			1,526.00	
24308- 2100- 52210- 0000- 512001- 0000- 00000	FICA Payments	4,727.00	4,727.00			4,727.00	
24308- 2100- 52220- 0000- 512001- 0000- 00000	MedicarePaymnts	1,106.00	1,106.00			1,106.00	
24308- 2100- 52311- 0000- 512001- 0000- 00000	Hth&MedPremiums	20,621.00	20,621.00			20,621.00	
24308- 2100- 52312- 0000- 512001- 0000- 00000	Life	96.00	96.00			96.00	
24308- 2100- 52313- 0000- 512001- 0000- 00000	Dental	801.00	801.00			801.00	
24308- 2100- 52314- 0000- 512001- 0000- 00000	Vision	155.00	155.00			155.00	
24308- 2100- 52315- 0000- 512001- 0000- 00000	Disability	222.00	222.00			222.00	
24308- 2100- 52500- 0000- 512001- 0000- 00000	UnemploymntComp	151.00	151.00			151.00	
24308- 2100- 52710- 0000- 512001- 0000- 00000	WorkersCompPrem	1,239.00	1,239.00		1,239.00		
24308- 2100- 52720- 0000- 512001- 0000- 00000	WorkrsCompERFee	17.00	17.00			17.00	

Selection Grouped by Account Type, Filtered by User Permissions, (Org = 120, Online/Offline = N, Period = 3, UnPosted JEs? = N, Assets and Liabilities? = N, Restricted Accts? = Y, Objct = 5, Obj Digits = 0, Page Break Lvl = )

Balances through 03/31/2022						Fiscal Year 2021/22
Funds- Func- Obj ct - Pr gm- Locat n- JbCl - Opt nl	Description	Adopted Budget	Revised Budget	Encumbered	Expenditure	Account Balance
<b>Total for Func 2100 and Expense accounts</b>		<b>118,435.00</b>	<b>118,435.00</b>	<b>.00</b>	<b>1,239.00</b>	<b>117,196.00</b>
<b>Funds 24308 - CRRSA, ESSER II, Func 2600 - Op&amp;MaintofPlant</b>						
24308- 2600- 56118- 0000- 512001- 0000- 00000	GenSuppliesMats		3,000.00		386.88	2,613.12
24308- 2600- 57332- 0000- 512001- 0000- 00000	SupplAssets<\$5k	140,842.00	103,053.00			103,053.00
<b>Total for Func 2600 and Expense accounts</b>		<b>140,842.00</b>	<b>106,053.00</b>	<b>.00</b>	<b>386.88</b>	<b>105,666.12</b>
<b>Total for Funds 24308</b>		<b>308,265.00</b>	<b>308,265.00</b>	<b>14,901.21</b>	<b>64,757.87</b>	<b>228,605.92</b>
<b>Funds 24316 - Air Quality R2, Func 2600 - Op&amp;MaintofPlant</b>						
24316- 2600- 57332- 0000- 512001- 0000- 00000	SupplAssets<\$5k		6,344.00		3,180.00	3,164.00
<b>Total for Funds 24316, Func 2600 and Expense accounts</b>		<b>.00</b>	<b>6,344.00</b>	<b>.00</b>	<b>3,180.00</b>	<b>3,164.00</b>
<b>Funds 24330 - ESSER III, Func 1000 - Instruction</b>						
24330- 1000- 51100- 1010- 512001- 1411- 00000	SalariesExpense, Teachers		368,300.00	56,737.62	94,562.70	216,999.68
24330- 1000- 52111- 1010- 512001- 0000- 00000	EducRetirement		55,797.00	8,595.81	14,326.35	32,874.84
24330- 1000- 52112- 1010- 512001- 0000- 00000	ERARetireeHlth		7,366.00	1,134.81	1,891.35	4,339.84
24330- 1000- 52210- 1010- 512001- 0000- 00000	FICA Payments		22,835.00	3,249.81	5,417.84	14,167.35
24330- 1000- 52220- 1010- 512001- 0000- 00000	MedicarePaymnts		5,341.00	760.05	1,267.10	3,313.85
24330- 1000- 52311- 1010- 512001- 0000- 00000	Hth&MedPremiums		72,526.00	9,562.95	15,881.71	47,081.34
24330- 1000- 52312- 1010- 512001- 0000- 00000	Life		253.00	35.64	59.40	157.96
24330- 1000- 52313- 1010- 512001- 0000- 00000	Dental		3,357.00	449.64	749.40	2,157.96
24330- 1000- 52314- 1010- 512001- 0000- 00000	Vision		527.00	72.45	120.75	333.80
24330- 1000- 52315- 1010- 512001- 0000- 00000	Disability		957.00	158.77	252.52	545.71
24330- 1000- 52500- 1010- 512001- 0000- 00000	UnemploymntComp		720.00	154.59	128.87	436.54
24330- 1000- 52720- 1010- 512001- 0000- 00000	WorkrsCompERFee		80.00	6.90	20.70	52.40
<b>Total for Func 1000 and Expense accounts</b>		<b>.00</b>	<b>538,059.00</b>	<b>80,919.04</b>	<b>134,678.69</b>	<b>322,461.27</b>
<b>Funds 24330 - ESSER III, Func 2100 - SuppSvcsStudnts</b>						
24330- 2100- 51100- 0000- 512001- 1214- 00000	SalariesExpense, Couns-Soc		55,418.00	12,361.50	19,690.82	23,365.68
24330- 2100- 51100- 0000- 512001- 1218- 00000	SalariesExpense, SchlStude		48,800.00	15,750.00	15,750.00	17,300.00
24330- 2100- 52111- 0000- 512001- 0000- 00000	EducRetirement		10,991.00	4,258.89	5,343.05	1,389.06
24330- 2100- 52112- 0000- 512001- 0000- 00000	ERARetireeHlth		1,451.00	562.23	705.35	183.42
24330- 2100- 52210- 0000- 512001- 0000- 00000	FICA Payments		4,498.00	1,672.38	2,094.10	731.52
24330- 2100- 52220- 0000- 512001- 0000- 00000	MedicarePaymnts		1,052.00	391.14	489.76	171.10
24330- 2100- 52311- 0000- 512001- 0000- 00000	Hth&MedPremiums		11,328.00	2,531.88	3,310.18	5,485.94
24330- 2100- 52312- 0000- 512001- 0000- 00000	Life		75.00	16.47	21.58	36.95
24330- 2100- 52313- 0000- 512001- 0000- 00000	Dental		377.00	94.23	113.63	169.14
24330- 2100- 52314- 0000- 512001- 0000- 00000	Vision		124.00	27.36	35.82	60.82
24330- 2100- 52500- 0000- 512001- 0000- 00000	UnemploymntComp		360.00	63.61	79.20	217.19
24330- 2100- 52720- 0000- 512001- 0000- 00000	WorkrsCompERFee		40.00	3.20	7.90	28.90
Selection Grouped by Account Type, Filtered by User Permissions, (Org = 120, Online/Offline = N, Period = 3, UnPosted JEs? = N, Assets and Liabilities? = N, Restricted Accts? = Y, Objct = 5, Obj Digits = 0, Page Break Lvl = )						SCHOOLABILITY

Balances through 03/31/2022					Fiscal Year 2021/22	
Funds- Func- Obj ct - Pr gm- Locat n- JbCl - Opt nl	Description	Adopted Budget	Revised Budget	Encumbered	Expenditure	Account Balance
<b>Total for Func 2100 and Expense accounts</b>		.00	134,514.00	37,732.89	47,641.39	49,139.72
<b>Total for Funds 24330</b>		.00	672,573.00	118,651.93	182,320.08	371,600.99
<b>Funds 26207 - CNM Foundation, Func 1000 - Instruction</b>						
26207- 1000- 56118- 1010- 512001- 0000- 00000	GenSuppliesMats	500.00	574.00			574.00
<b>Total for Funds 26207, Func 1000 and Expense accounts</b>		500.00	574.00	.00	.00	574.00
<b>Funds 27107 - 2012GOBondSB66, Func 2200 - Suppt Svcs Inst</b>						
27107- 2200- 56114- 0000- 512001- 0000- 00000	LibraryAudioVis	6,317.00	6,317.00			6,317.00
<b>Total for Funds 27107, Func 2200 and Expense accounts</b>		6,317.00	6,317.00	.00	.00	6,317.00
<b>Funds 27407 - FII, Func 1000 - Instruction</b>						
27407- 1000- 51100- 1010- 512001- 1411- 00000	SalariesExpense,Teachers		52,381.00	17,925.03	29,875.05	4,580.92
27407- 1000- 51100- 1010- 512001- 1711- 00000	SalariesExpense,InstAsst1		27,944.00	5,913.72	13,649.10	8,381.18
27407- 1000- 52111- 0000- 512001- 0000- 00000	EducRetirement		12,170.00			12,170.00
27407- 1000- 52111- 1010- 512001- 0000- 00000	EducRetirement			3,611.61	6,593.96	10,205.57-
27407- 1000- 52112- 0000- 512001- 0000- 00000	ERARetireeHlth		1,607.00			1,607.00
27407- 1000- 52112- 1010- 512001- 0000- 00000	ERARetireeHlth			476.73	870.41	1,347.14-
27407- 1000- 52210- 0000- 512001- 0000- 00000	FICA Payments		4,981.00			4,981.00
27407- 1000- 52210- 1010- 512001- 0000- 00000	FICA Payments			1,392.57	2,551.90	3,944.47-
27407- 1000- 52220- 0000- 512001- 0000- 00000	MedicarePaymnts		1,165.00			1,165.00
27407- 1000- 52220- 1010- 512001- 0000- 00000	MedicarePaymnts			325.71	596.84	922.55-
27407- 1000- 52311- 0000- 512001- 0000- 00000	Hth&MedPremiums		8,940.00			8,940.00
27407- 1000- 52311- 1010- 512001- 0000- 00000	Hth&MedPremiums			3,023.28	5,185.92	8,209.20-
27407- 1000- 52312- 0000- 512001- 0000- 00000	Life		114.00			114.00
27407- 1000- 52312- 1010- 512001- 0000- 00000	Life			20.79	35.64	56.43-
27407- 1000- 52313- 0000- 512001- 0000- 00000	Dental		485.00			485.00
27407- 1000- 52313- 1010- 512001- 0000- 00000	Dental			157.68	270.31	427.99-
27407- 1000- 52314- 0000- 512001- 0000- 00000	Vision		107.00			107.00
27407- 1000- 52314- 1010- 512001- 0000- 00000	Vision			34.47	59.09	93.56-
27407- 1000- 52500- 0000- 512001- 0000- 00000	UnemploymntComp		180.00			180.00
27407- 1000- 52500- 1010- 512001- 0000- 00000	UnemploymntComp			65.28	71.71	136.99-
27407- 1000- 52710- 0000- 512001- 0000- 00000	WorkersCompPrem		1,305.00			1,305.00
27407- 1000- 52710- 1010- 512001- 0000- 00000	WorkersCompPrem				1,072.00	1,072.00-
27407- 1000- 52720- 0000- 512001- 0000- 00000	WorkrsCompERFee		21.00			21.00
27407- 1000- 52720- 1010- 512001- 0000- 00000	WorkrsCompERFee			4.02	12.06	16.08-
<b>Total for Funds 27407, Func 1000 and Expense accounts</b>		.00	111,400.00	32,950.89	60,843.99	17,605.12
<b>Funds 27502 - Next Gen CTE, Func 1000 - Instruction</b>						

Selection Grouped by Account Type, Filtered by User Permissions, (Org = 120, Online/Offline = N, Period = 3, UnPosted JEs? = N, Assets and Liabilities? = N, Restricted Accts? = Y, Objct = 5, Obj Digits = 0, Page Break Lvl = )



Balances through 03/31/2022						Fiscal Year 2021/22
Funds- Func- Obj ct - Pr gm- Locat n- Jb Cl - Opt nl	Description	Adopted Budget	Revised Budget	Encumbered	Expenditure	Account Balance
<b>Funds 27502 - Next Gen CTE, Func 1000 - Instruction</b>						
27502- 1000- 51100- 1010- 512001- 1411- 00000	SalariesExpense, Teachers	11,786.00	11,245.00	2,826.00	4,710.00	3,709.00
27502- 1000- 51300- 1010- 512001- 1411- 00000	AddtnlCompenstn, Teachers	3,500.00	3,500.00	2,093.03	3,106.65	1,699.68-
27502- 1000- 52111- 0000- 512001- 0000- 00000	EducRetirement	2,317.00	2,317.00			2,317.00
27502- 1000- 52111- 1010- 512001- 0000- 00000	EducRetirement			745.17	1,184.13	1,929.30-
27502- 1000- 52112- 0000- 512001- 0000- 00000	ERARetireeHlth	306.00	306.00			306.00
27502- 1000- 52112- 1010- 512001- 0000- 00000	ERARetireeHlth			98.34	156.28	254.62-
27502- 1000- 52210- 0000- 512001- 0000- 00000	FICA Payments	949.00	949.00			949.00
27502- 1000- 52210- 1010- 512001- 0000- 00000	FICA Payments			297.08	471.05	768.13-
27502- 1000- 52220- 0000- 512001- 0000- 00000	MedicarePaymnts	317.00	317.00			317.00
27502- 1000- 52220- 1010- 512001- 0000- 00000	MedicarePaymnts			69.45	110.11	179.56-
27502- 1000- 52311- 0000- 512001- 0000- 00000	Hth&MedPremiums	295.00	807.00			807.00
27502- 1000- 52311- 1010- 512001- 0000- 00000	Hth&MedPremiums			287.46	519.50	806.96-
27502- 1000- 52312- 0000- 512001- 0000- 00000	Life	68.00	68.00			68.00
27502- 1000- 52312- 1010- 512001- 0000- 00000	Life			1.89	3.41	5.30-
27502- 1000- 52313- 1010- 512001- 0000- 00000	Dental		20.00	7.11	12.86	.03
27502- 1000- 52314- 1010- 512001- 0000- 00000	Vision		9.00	3.15	5.69	.16
27502- 1000- 52500- 0000- 512001- 0000- 00000	UnemploymntComp	107.00	107.00			107.00
27502- 1000- 52500- 1010- 512001- 0000- 00000	UnemploymntComp			11.39	12.30	23.69-
27502- 1000- 52710- 0000- 512001- 0000- 00000	WorkersCompPrem	193.00	193.00			193.00
27502- 1000- 52710- 1010- 512001- 0000- 00000	WorkersCompPrem				193.00	193.00-
27502- 1000- 52720- 0000- 512001- 0000- 00000	WorkrsCompERFee	12.00	12.00			12.00
27502- 1000- 52720- 1010- 512001- 0000- 00000	WorkrsCompERFee			.36	1.12	1.48-
27502- 1000- 53711- 1010- 512001- 0000- 00000	Other Charges	908.00	908.00			908.00
27502- 1000- 56113- 1010- 512001- 0000- 00000	Software			1,000.00		1,000.00-
<b>Total for Funds 27502, Func 1000 and Expense accounts</b>		<b>20,758.00</b>	<b>20,758.00</b>	<b>7,440.43</b>	<b>10,486.10</b>	<b>2,831.47</b>
<b>Funds 28211 - Covid-19 Test., Func 1000 - Instruction</b>						
28211- 1000- 56118- 1010- 512001- 0000- 00000	GenSuppliesMats		75,820.00			75,820.00
28211- 1000- 57332- 1010- 512001- 0000- 00000	SupplAssets<\$5k			125.00	1,057.64	1,182.64-
<b>Total for Func 1000 and Expense accounts</b>		<b>.00</b>	<b>75,820.00</b>	<b>125.00</b>	<b>1,057.64</b>	<b>74,637.36</b>
<b>Funds 28211 - Covid-19 Test., Func 2100 - SuppSvcsStudnts</b>						
28211- 2100- 56118- 0000- 512001- 0000- 00000	GenSuppliesMats				1,684.29	1,684.29-
<b>Total for Func 2100 and Expense accounts</b>		<b>.00</b>	<b>.00</b>	<b>.00</b>	<b>1,684.29</b>	<b>1,684.29-</b>
<b>Total for Funds 28211</b>		<b>.00</b>	<b>75,820.00</b>	<b>125.00</b>	<b>2,741.93</b>	<b>72,953.07</b>
<b>Funds 31200 - PubSchCapOutlay, Func 4000 - Capital Outlay</b>						
31200- 4000- 54610- 0000- 512001- 0000- 00000	RentILandBldngs		155,878.00	26,102.41	129,775.59	

Selection Grouped by Account Type, Filtered by User Permissions, (Org = 120, Online/Offline = N, Period = 3, UnPosted JEs? = N, Assets and Liabilities? = N, Restricted Accts? = Y, Objct = 5, Obj Digits = 0, Page Break Lvl = )



Balances through 03/31/2022					Fiscal Year 2021/22	
Funds- Func- Obj ct - Pr gm- Locat n- JbCl - Opt nl	Description	Adopted Budget	Revised Budget	Encumbered	Expenditure	Account Balance
<b>Total for Funds 31200, Func 4000 and Expense accounts</b>		<b>.00</b>	<b>155,878.00</b>	<b>26,102.41</b>	<b>129,775.59</b>	<b>.00</b>
<b>Funds 31400 - SpcCapOutlaySt, Func 4000 - Capital Outlay</b>						
31400- 4000- 57200- 0000- 512001- 0000- 00000	BuildingPurchase	220,601.00	33,591.00			33,591.00
31400- 4000- 57331- 0000- 512001- 0000- 00000	FixedAssets>\$5k		126,764.00	124,465.81	2,297.37	.82
31400- 4000- 57332- 0000- 512001- 0000- 00000	SupplAssets<\$5k		12,923.00	5,896.38	7,026.36	.26
<b>Total for Funds 31400, Func 4000 and Expense accounts</b>		<b>220,601.00</b>	<b>173,278.00</b>	<b>130,362.19</b>	<b>9,323.73</b>	<b>33,592.08</b>
<b>Funds 31600 - CapImprvmtsHB33, Func 2300 - SupptSvcs-Admin</b>						
31600- 2300- 53712- 0000- 512001- 0000- 00000	CityTaxCollCost	2,450.00	2,538.00		1,048.59	1,489.41
<b>Total for Func 2300 and Expense accounts</b>		<b>2,450.00</b>	<b>2,538.00</b>	<b>.00</b>	<b>1,048.59</b>	<b>1,489.41</b>
<b>Funds 31600 - CapImprvmtsHB33, Func 4000 - Capital Outlay</b>						
31600- 4000- 54640- 0000- 512001- 0000- 00000	RentalLease2Pur	840,676.00	849,444.00			849,444.00
<b>Total for Func 4000 and Expense accounts</b>		<b>840,676.00</b>	<b>849,444.00</b>	<b>.00</b>	<b>.00</b>	<b>849,444.00</b>
<b>Total for Funds 31600</b>		<b>843,126.00</b>	<b>851,982.00</b>	<b>.00</b>	<b>1,048.59</b>	<b>850,933.41</b>
<b>Funds 31701 - CapImprvsSB9Loc, Func 2300 - SupptSvcs-Admin</b>						
31701- 2300- 53712- 0000- 512001- 0000- 00000	CityTaxCollCost	1,241.00	1,263.00		538.12	724.88
<b>Total for Func 2300 and Expense accounts</b>		<b>1,241.00</b>	<b>1,263.00</b>	<b>.00</b>	<b>538.12</b>	<b>724.88</b>
<b>Funds 31701 - CapImprvsSB9Loc, Func 4000 - Capital Outlay</b>						
31701- 4000- 54640- 0000- 512001- 0000- 00000	RentalLease2Pur	536,086.00	538,329.00			538,329.00
<b>Total for Func 4000 and Expense accounts</b>		<b>536,086.00</b>	<b>538,329.00</b>	<b>.00</b>	<b>.00</b>	<b>538,329.00</b>
<b>Total for Funds 31701</b>		<b>537,327.00</b>	<b>539,592.00</b>	<b>.00</b>	<b>538.12</b>	<b>539,053.88</b>
<b>Funds 31703 - SB9StateMAatch, Func 4000 - Capital Outlay</b>						
31703- 4000- 57332- 0000- 512001- 0000- 00000	SupplAssets<\$5k	10,617.00	16,191.00			16,191.00
<b>Total for Funds 31703, Func 4000 and Expense accounts</b>		<b>10,617.00</b>	<b>16,191.00</b>	<b>.00</b>	<b>.00</b>	<b>16,191.00</b>
<b>Total for Org 120 - Cesar Chavez Community</b>		<b>5,070,278.00</b>	<b>6,331,984.00</b>	<b>1,099,140.38</b>	<b>1,886,385.96</b>	<b>3,346,457.66</b>

Statement Date 03/31/2022

Cash Object 11011

Status Posted

Journal Entry #

Bank Statement Ending Balance	2,375,431.97	Service Charge	0.00
Less: Uncleared Payments	13,818.20	Interest Earned	0.00
Add: Uncleared Deposits	0.00		
Add: Uncleared Other	0.00	Cleared Payments	230,998.49
Adjusted Bank Balance	2,361,613.77	Cleared Deposits	236,381.19
System Cash Balance	2,361,613.77	Cleared Other	0.00
Add: Unposted Charges and Interest	0.00		
Revised System Cash Balance	2,361,613.77	Submitted By	JYAMAT, 04/11/2022
Difference	0.00	Posted By	EPEREZBM, 04/14/2022

Uncleared Payments

Issued	Check #	Check Amount	Pay To Name	Vendor ID	Emp ID	Bank Acct
05/19/21	12653	188.25	NM PED - Finance & Operations	001520		120MAIN
12/07/21	12976	2,867.97	CES	000327		120MAIN
02/17/22	13076(*)		Bowers, Amy	010106		120MAIN
02/23/22	13083	1,995.05	IBOSS, INC	010134		120MAIN
02/28/22	13145	76.55	NM Dept of Workforce Solutions	900002		120MAIN
03/10/22	13107	7.87	Crystal Springs Bottled Water	000334		120MAIN
03/15/22	13126	12.95	Crystal Springs Bottled Water	000334		120MAIN
03/22/22	13131	1,643.54	CES	000327		120MAIN
03/30/22	13136	1,196.40	360 Business Products	000883		120MAIN
03/30/22	13137	329.96	ACR LLC	001267		120MAIN
03/30/22	13138	736.58	AJF Enterprise Inc	010154		120MAIN
03/30/22	13139	1,395.23	Amazon.com	001361		120MAIN
03/30/22	13140	35.90	Arness, Tani	000696		120MAIN
03/30/22	13141	625.31	Century Link	001355		120MAIN
03/30/22	13142	140.24	LaBarge Landscape	010003		120MAIN
03/30/22	13143	1,242.29	PNM	000528		120MAIN
03/30/22	13144	1,324.11	SRSNM LLC	010125		120MAIN
		<b>13,818.20</b>				
			(*) Cancelled Payments			<b>99.00</b>

Cleared Payments

Issued	Check #	Check Amount	Cleared Amount	Difference	Cleared	Pay To Name	Vendor ID	Emp ID	Bank Acct
02/23/22	13080	736.58	736.58		03/31/22	AJF Enterprise Inc	010154		120MAIN
02/23/22	13082	42.30	42.30		03/31/22	Everett, Nathan	001561		120MAIN
02/28/22	13166	231.27	231.27		03/31/22	NM Dept of Workforce Solutions	900002		120MAIN
03/03/22	13086	10,856.08	10,856.08		03/31/22	ACES	001522		120MAIN
03/03/22	13087	329.96	329.96		03/31/22	ACR LLC	001267		120MAIN

Selection Grouped by Org, Cash Object, Statement Date - Sorted by Item date, Item #, (Org = 120, Cash Object IN ('11011'), Bank Statement Date = 3/31/2022, Uncleared Only? = No)

Statement Date 03/31/2022

Cash Object 11011

Status Posted

Journal Entry #

Cleared Payments (continued)

Issued	Check #	Check Amount	Cleared Amount	Difference	Cleared	Pay To Name	Vendor ID	Emp ID	Bank Acct
03/03/22	13088	379.24	379.24		03/31/22	Arness, Tani	000696		120MAIN
03/03/22	13089	625.31	625.31		03/31/22	Century Link	001355		120MAIN
03/03/22	13090	1,132.69	1,132.69		03/31/22	Charter School Testing Svcs.	000307		120MAIN
03/03/22	13091	131.47	131.47		03/31/22	EM3 Networks, LLC	010028		120MAIN
03/03/22	13092	220.62	220.62		03/31/22	Everett, Nathan	001561		120MAIN
03/03/22	13093	140.24	140.24		03/31/22	LaBarge Landscape	010003		120MAIN
03/03/22	13094	4,105.00	4,105.00		03/31/22	LSG and Associates Inc	010013		120MAIN
03/03/22	13095	400.00	400.00		03/31/22	PCSNM	000496		120MAIN
03/03/22	13096	1,324.11	1,324.11		03/31/22	SRSNM LLC	010125		120MAIN
03/03/22	13097	223.22	223.22		03/31/22	Waste Management of New Mexico	001428		120MAIN
03/03/22	13098	1,589.40	1,589.40		03/31/22	Wells Fargo Financial	000647		120MAIN
03/03/22	13099	135.55	135.55		03/31/22	Cuddy & McCarthy LLP	010009		120MAIN
03/07/22	13100	24,914.19	24,914.19		03/31/22	NM Educational RetirementBoard	900005		120MAIN
03/07/22	13101	2,891.45	2,891.45		03/31/22	NM RHC	900006		120MAIN
03/07/22	13123	18,261.54	18,261.54		03/31/22	NMPSIA	900001		120MAIN
03/10/22	13102	10,361.33	10,361.33		03/31/22	EFTPS	900004		120MAIN
03/10/22	13103	531.98	531.98		03/31/22	AJF Enterprise Inc	010154		120MAIN
03/10/22	13104	1,922.84	1,922.84		03/31/22	Amazon.com	001361		120MAIN
03/10/22	13105	106.00	106.00		03/31/22	Century Link	001355		120MAIN
03/10/22	13106	2,416.40	2,416.40		03/31/22	Charter School Nursing	000847		120MAIN
03/10/22	13108	53.86	53.86		03/31/22	Dick Blick Art Materials	001325		120MAIN
03/10/22	13109	75.00	75.00		03/31/22	Everett, Nathan	001561		120MAIN
03/10/22	13110	2,696.88	2,696.88		03/31/22	InAccord, P.C.	010157		120MAIN
03/10/22	13111	2,826.32	2,826.32		03/31/22	Mark's Plumbing & Heating	001401		120MAIN
03/10/22	13112	3,950.10	3,950.10		03/31/22	NaMa Catering	001495		120MAIN
03/10/22	13113	582.49	582.49		03/31/22	New Mexico Gas Company	001288		120MAIN
03/10/22	13114	539.38	539.38		03/31/22	Richard M. Romero Consulting	001407		120MAIN
03/10/22	13115	48.56	48.56		03/31/22	Sam's Club & Wal-mart	000935		120MAIN
03/10/22	13116	465.50	465.50		03/31/22	Siarza Social Digital LLC	010147		120MAIN
03/10/22	13117	50.00	50.00		03/31/22	TSA Consulting Group, Inc.	001363		120MAIN
03/10/22	13118	211.68	211.68		03/31/22	Verizon Wireless	000658		120MAIN
03/10/22	13119	92.05	92.05		03/31/22	Century Link	001355		120MAIN
03/10/22	13120	1,305.50	1,305.50		03/31/22	Scenario Learning, LLC	010161		120MAIN
03/10/22	Batch 03/10/2022	32,452.60	32,452.60		03/31/22				120MAIN
03/11/22	13121	2,586.02	2,586.02		03/31/22	NM Taxation/Revenue Department	900003		120MAIN

Selection Grouped by Org, Cash Object, Statement Date - Sorted by Item date, Item #, (Org = 120, Cash Object IN ('11011'), Bank Statement Date = 3/31/2022, Uncleared Only? = No)



Statement Date 03/31/2022

Cash Object 11011

Status Posted

Journal Entry #

**Cleared Payments (continued)**

Issued	Check #	Check Amount	Cleared Amount	Difference	Cleared	Pay To Name	Vendor ID	Emp ID	Bank Acct
03/11/22	13122	200.00	200.00		03/31/22	EPARS TSA Consulting Group Inc	901000		120MAIN
03/15/22	13124	342.04	342.04		03/31/22	ABCWUA	001289		120MAIN
03/15/22	13125	1,774.16	1,774.16		03/31/22	Amazon.com	001361		120MAIN
03/15/22	13127	12,590.00	12,590.00		03/31/22	Lockbox Services - #0138408 , Powerschool	010083		120MAIN
03/15/22	13128	14.29	14.29		03/31/22	Herff Jones LLC	000403		120MAIN
03/22/22	13129	30.00	30.00		03/31/22	ABCWUA	001289		120MAIN
03/22/22	13130	40,720.05	40,720.05		03/31/22	CCCS Education Foundation	001285		120MAIN
03/22/22	13132	361.46	361.46		03/31/22	New Mexico Gas Company	001288		120MAIN
03/22/22	13133	147.00	147.00		03/31/22	Pitney Bowes	000762		120MAIN
03/22/22	13135	99.00	99.00		03/31/22	Bowers, Amy	010106		120MAIN
03/25/22	13134	10,363.61	10,363.61		03/31/22	EFTPS	900004		120MAIN
03/25/22	Batch 03/25/2022	32,412.17	32,412.17		03/31/22				120MAIN
		<b>230,998.49</b>	<b>230,998.49</b>			(* ) Cancelled Payments	<b>99.00</b>		

**Cleared Deposits**

Deposited	Deposit #	Deposit Amount	Cleared Amount	Difference	Cleared	Bank Acct
03/01/22	Batch 03/01/2022	1,438.32	1,438.32		03/31/22	120MAIN
03/03/22	Batch 03/03/2022	9,605.00	9,605.00		03/31/22	120MAIN
03/10/22	Batch 03/10/2022	191,158.86	191,158.86		03/31/22	120MAIN
03/14/22	Batch 03/14/2022	81.64	81.64		03/31/22	120MAIN
03/16/22	Batch 03/16/2022	43.83	43.83		03/31/22	120MAIN
03/17/22	Batch 03/17/2022	22.74	22.74		03/31/22	120MAIN
03/21/22	Batch 03/21/2022	2,981.60	2,981.60		03/31/22	120MAIN
03/24/22	Batch 03/24/2022	23,197.80	23,197.80		03/31/22	120MAIN
03/30/22	Batch 03/30/2022	4,623.04	4,623.04		03/31/22	120MAIN
03/31/22	Batch 03/31/2022	3,228.36	3,228.36		03/31/22	120MAIN
		<b>236,381.19</b>	<b>236,381.19</b>			

# Analyzed Business Checking - PF

CEASAR CHAVEZ COMMUNITY SCHOOL  
OPERATING ACCOUNT  
1325 PALOMAS DR SE  
ALBUQUERQUE NM 87108-4718

## Questions?

Call your Customer Service Officer or Client Services  
1-800-AT WELLS (1-800-289-3557)  
5:00 AM TO 6:00 PM Pacific Time Monday - Friday

*Online:* [wellsfargo.com](http://wellsfargo.com)

*Write:* Wells Fargo Bank, N.A. (585)  
P.O. Box 6995  
Portland, OR 97228-6995

## Account summary

### Analyzed Business Checking - PF

<i>Account number</i>	<i>Beginning balance</i>	<i>Total credits</i>	<i>Total debits</i>	<i>Ending balance</i>
4978	\$2,370,049.27	\$236,388.23	-\$231,005.53	\$2,375,431.97

## Credits

### Deposits

<i>Effective date</i>	<i>Posted date</i>	<i>Amount</i>	<i>Transaction detail</i>
	03/01	30.00	Deposit
	03/14	81.64	Deposit
		\$111.64	Total deposits

### Electronic deposits/bank credits

<i>Effective date</i>	<i>Posted date</i>	<i>Amount</i>	<i>Transaction detail</i>
	03/01	1,408.32	State of NEW Mex Vndr Pymt Nmap0001317717 512-000-2122-27502-0003 27502 Career Technical Ed
	03/03	9,605.00	State of NEW Mex Vndr Pymt Nmap0001322943 11000 1% Erb Contributions 11000 1% Erb Contribut
	03/10	191,158.86	State of NEW Mex Vndr Pymt Nmap0001328167 11000 Seg March 2022 11000 Seg March 2022
	03/16	43.83	Sandoval County ACH Paymen 640725 Februry 2022 Distribution Hb-33
	03/17	7.04	Client Analysis Srv Chrg 220316 Rev Chge 0222 000002004444978
	03/17	22.74	Sandoval County ACH Paymen 643063 February 2022 Distribution Sb-9
	03/21	2,981.60	Bernalillo Count Distr_Pymt Cesar Chavez Community
	03/24	23,197.80	State of NEW Mex Vndr Pymt Nmap0001339157 512-000-2122-24106-0002 24106 Entitlement Idea-B

---

*Electronic deposits/bank credits (continued)*

<i>Effective date</i>	<i>Posted date</i>	<i>Amount</i>	<i>Transaction detail</i>
	03/30	4,623.04	State of NEW Mex Vndr Pymt Nmap0001342602 USDA February 2022 Sso USDA February 2022 Sso
	03/31	3,228.36	State of NEW Mex Vndr Pymt Nmap0001343236 512-000-2122-27502-0004 27502 Career Technical Ed
		\$236,276.59	Total electronic deposits/bank credits
		\$236,388.23	Total credits

---

**Debits**

## Electronic debits/bank debits

<i>Effective date</i>	<i>Posted date</i>	<i>Amount</i>	<i>Transaction detail</i>
	03/01	231.27 <	Business to Business ACH Debit - State of NM Dws Ui Payment 2199071 Cesar Chavez Community
	03/07	18,261.54	WT Seq185039 State of NEW Mexico /Bnf=Nmpsia Srf# Gw00000049054137 Trn#220307185039 Rfb# 477
	03/07	223.22	Waste Management Internet 220304 043000094122186 School Cesar Chavez
	03/07	1,589.40 <	Business to Business ACH Debit - Wells Fargo Bank Loan Lease 220304 000000010521178 Cesar Chavez Community
	03/08	2,891.45	WT Seq206502 State of NEW Mexico /Bnf=Nmrhca Srf# Gw00000049058357 Trn#220307206502 Rfb# 478
	03/08	131.47	Em3Networksllc Webpayment 220307 School
	03/08	24,914.19 <	Business to Business ACH Debit - Nmerb Web Pay 220307 02336 Cesar Chavez Community
	03/09	32,452.60	ACH Prep Origintn - Cesar Chavez Com - File 1200948759 Coid 1200948759
	03/10	10,361.33 <	Business to Business ACH Debit - IRS Usatxpymt 031022 270246920083304 Cesar Chavez Community
	03/11	7.04	Client Analysis Srv Chrg 220310 Svc Chge 0222 000002004444978
	03/11	200.00	WT Seq150577 Tsa Consulting Group, I /Bnf=Tsa Consulting Group Srf# Gw00000049172840 Trn#220311150577 Rfb# 479
	03/14	2,586.02 <	Business to Business ACH Debit - Tax_Rev_Wwt_Ecks Trd Pmnt 220311 1698660480 Cesar Chavez Community
	03/14	48.56 <	Business to Business ACH Debit - Sams Club Synccb Sams Epay 031122 xxxxx9582 6046002049048217
	03/15	582.49	NM Gas Company Nmgas Web 155825500568066 Cesar Chavez Communi
	03/15	106.00 <	Business to Business ACH Debit - Centurylink Auto Pay 14541537900 Chavez Cesar Community
	03/15	92.05 <	Business to Business ACH Debit - Centurylink Auto Pay 14541537723 Chavez Cesar Community
	03/18	10.59 <	Business to Business ACH Debit - Abcwua Water Aut Web Pay 220317 1578579560 Cesar Chavez Community
	03/18	18.21 <	Business to Business ACH Debit - Abcwua Water Aut Web Pay 220317 5054939560 Cesar Chavez Community
	03/18	313.24 <	Business to Business ACH Debit - Abcwua Water Aut Web Pay 220317 5154939560 Cesar Chavez Community
	03/22	32,412.17	ACH Prep Origintn - Cesar Chavez Com - File 1200948759 Coid 1200948759
	03/25	10,363.61 <	Business to Business ACH Debit - IRS Usatxpymt 032522 270248400019975 Cesar Chavez Community



Electronic debits/bank debits (continued)

Effective date	Posted date	Amount	Transaction detail
	03/29	30.00 <	Business to Business ACH Debit - Abcwua Water Aut Web Pay 220328 1578579560 Cesar Chavez Community
	03/29	147.00 <	Business to Business ACH Debit - Pitney Purchase Direct Deb 220328 Pbpurchaspwr Kate Shelton
	03/30	40,720.05	WT Fed#01080 Bokf NA /Ftr/Bnf=Cesar Chavez Comm. Sch. Ed. Found. Srf# Gw00000049505139 Trn#220328119642 Rfb# 480
	03/30	361.46	NM Gas Company Nmgas Web 155825500568066 Cesar Chavez Communi
		\$179,054.96	Total electronic debits/bank debits

< Business to Business ACH: If this is a business account, this transaction has a return time frame of one business day from post date. This time frame does not apply to consumer accounts.

Checks paid

Number	Amount	Date	Number	Amount	Date	Number	Amount	Date
13080	736.58	03/02	13095	400.00	03/07	13112	3,950.10	03/18
13082*	42.30	03/02	13096	1,324.11	03/10	13114*	539.38	03/22
13086*	10,856.08	03/08	13099*	135.55	03/08	13116*	465.50	03/18
13087	329.96	03/17	13103*	531.98	03/17	13117	50.00	03/21
13088	379.24	03/09	13104	1,922.84	03/18	13118	211.68	03/18
13089	625.31	03/11	13106*	2,416.40	03/15	13120*	1,305.50	03/18
13090	1,132.69	03/09	13108*	53.86	03/17	13125*	1,774.16	03/23
13092*	220.62	03/09	13109	75.00	03/16	13127*	12,590.00	03/24
13093	140.24	03/15	13110	2,696.88	03/18	13128	14.29	03/23
13094	4,105.00	03/10	13111	2,826.32	03/23	13135*	99.00	03/29
		\$51,950.57	Total checks paid					

\* Gap in check sequence.

\$231,005.53 Total debits

Daily ledger balance summary

Date	Balance	Date	Balance	Date	Balance
02/28	2,370,049.27	03/11	2,461,030.46	03/22	2,413,308.66
03/01	2,371,256.32	03/14	2,458,477.52	03/23	2,408,693.89
03/02	2,370,477.44	03/15	2,455,140.34	03/24	2,419,301.69
03/03	2,380,082.44	03/16	2,455,109.17	03/25	2,408,938.08
03/07	2,359,608.28	03/17	2,454,223.15	03/29	2,408,662.08
03/08	2,320,679.54	03/18	2,443,328.61	03/30	2,372,203.61
03/09	2,286,494.39	03/21	2,446,260.21	03/31	2,375,431.97
03/10	2,461,862.81				
Average daily ledger balance		\$2,409,882.26			